



BTB25

Preliminary

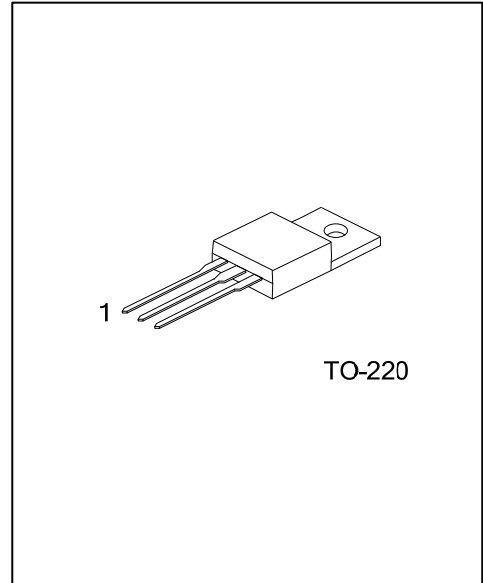
TRIAC

25A TRIACS

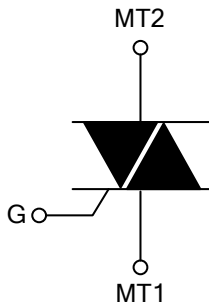
■ DESCRIPTION

The UTC **BTB25** is a 25A triacs which can be operated in 4 quadrants, it uses UTC's advanced technology to provide customers with high commutation performances.

The UTC **BTB25** is suitable for AC switching application and phase control application such as fan speed and temperature modulation control, lighting control and static switching relay, either in through-hole or surface-mount packages.



■ SYMBOL



■ ORDERING INFORMATION

Ordering Number		Package	Pin Assignment			Packing
Lead Free	Halogen Free		1	2	3	
BTB25L-x-x-TA3-T	BTB25G-x-x-TA3-T	TO-220	MT1	MT2	G	Tube

Note: Pin Assignment: G: Gate

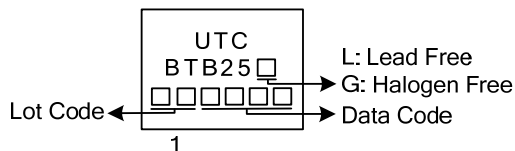
<p>BTB25L-x-xx-TA3-T</p>	<p>(1) T: Tube (2) TA3: TO-220 (3) refer to SENSITIVITY AND TYPE (4) 6: 600V, 8: 800V (5) L: Lead Free, G: Halogen Free and Lead Free</p>
--------------------------	---

■ SENSITIVITY AND TYPE

PART NUMBER	VOLTAGE		SENSITIVITY	TYPE
	600V	800V		
B	⊙	⊙	50mA	STANDARD

⊙: Available

■ MARKING



■ ABSOLUTE MAXIMUM RATINGS

PARAMETER		SYMBOL	RATINGS	UNIT
RMS On-State Current (Full Sine Wave)	$T_C=75^\circ\text{C}$	$I_{T(RMS)}$	25	A
Non Repetitive Surge Peak On-State Current (Full Cycle, T_J initial= 25°C)	F=50 Hz t=20ms	I_{TSM}	250	A
	F=60 Hz t=16.7ms		260	A
I^2t Value for Fusing	$t_p=10\text{ms}$	I^2t	340	A^2s
Critical Rate of Rise of On-State Current $I_G=2I_{GT}$, $t_r \leq 100\text{ns}$	F=120 Hz $T_J=125^\circ\text{C}$	dI/dt	50	$\text{A}/\mu\text{s}$
Non Repetitive Surge Peak Off-State Voltage	$t_p=10\text{ms}$ $T_J=25^\circ\text{C}$	V_{DSM}/V_{RSM}	$V_{DRM}/V_{RRM}+100$	V
Peak Gate Current	$t_p=20\mu\text{s}$ $T_J=125^\circ\text{C}$	I_{GM}	4	A
Average Gate Power Dissipation	$T_J=125^\circ\text{C}$	$P_{G(AV)}$	1	W
Operating Junction Temperature		T_J	-40~+125	$^\circ\text{C}$
Storage Junction Temperature		T_{STG}	-40~+150	$^\circ\text{C}$

Note: Absolute maximum ratings are those values beyond which the device could be permanently damaged.
Absolute maximum ratings are stress ratings only and functional device operation is not implied.

■ THERMAL RESISTANCES

PARAMETER	SYMBOL	RATINGS	UNIT
Junction to Ambient	θ_{JA}	60	$^\circ\text{C}/\text{W}$
Junction to Case (AC)	θ_{JC}	0.8	$^\circ\text{C}/\text{W}$

■ ELECTRICAL CHARACTERISTICS ($T_J=25^\circ\text{C}$ unless otherwise specified)

FOR STANDARD TYPE (4 QUADRANTS)

PARAMETER	SYMBOL	TEST CONDITIONS	B			UNIT
			MIN	TYP	MAX	
Gate Trigger Current (Note 1)	I_{GT}	$V_D=12\text{V}$, $R_L=33\Omega$	I-II-III		50	mA
			IV		100	mA
Gate Trigger Voltage	V_{GT}		ALL		1.3	V
Gate Non-Trigger Voltage	V_{GD}	$V_D=V_{DRM}$, $R_L=3.3\text{k}\Omega$, $T_J=125^\circ\text{C}$	ALL	0.2		V
Holding Current Note 2)	I_H	$I_T=500\text{mA}$			80	mA
Latching Current	I_L	$I_G=1.2 I_{GT}$	I-III-IV		70	mA
			II		160	mA
Critical Rate of Rise of Off-State Voltage (Note 2)	dV/dt	$V_D=67\%V_{DRM}$, Gate Open, $T_J=125^\circ\text{C}$	500			$\text{V}/\mu\text{s}$
Critical Rate of Rise of Off-State Voltage at Commutation(Note 2)	(dV/dt) _c	(dI/dt) _c =13.3A/ms, $T_J=125^\circ\text{C}$	10			$\text{V}/\mu\text{s}$

■ STATIC CHARACTERISTICS

PARAMETER	SYMBOL	TEST CONDITIONS	MIN	TYP	MAX	UNIT
Peak On-State Voltage (Note 2)	V_{TM}	$I_{TM}=35\text{A}$, $t_p=380\mu\text{s}$			1.55	V
Threshold Voltage (Note 2)	V_{TO}				0.85	V
Dynamic Resistance (Note 2)	R_D				16	m Ω
Repetitive Peak Off-State Current	I_{DRM}	$V_{DRM}=V_{RRM}$			5	μA
	I_{RRM}				3	mA

Notes: 1. Minimum I_{GT} is guaranteed at 5% of I_{GT} max.

2. For both polarities of MT2 referenced to MT1.

UTC assumes no responsibility for equipment failures that result from using products at values that exceed, even momentarily, rated values (such as maximum ratings, operating condition ranges, or other parameters) listed in products specifications of any and all UTC products described or contained herein. UTC products are not designed for use in life support appliances, devices or systems where malfunction of these products can be reasonably expected to result in personal injury. Reproduction in whole or in part is prohibited without the prior written consent of the copyright owner. The information presented in this document does not form part of any quotation or contract, is believed to be accurate and reliable and may be changed without notice.