

isc Silicon NPN Power Transistor

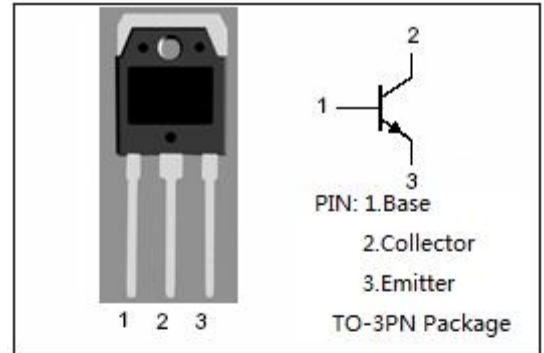
BU902

DESCRIPTION

- Collector-Emitter Breakdown Voltage-
: $V_{(BR)CEO} = 480V(\text{Min.})$
- High Speed Switching
- High Power Dissipation
- Minimum Lot-to-Lot variations for robust device performance and reliable operation

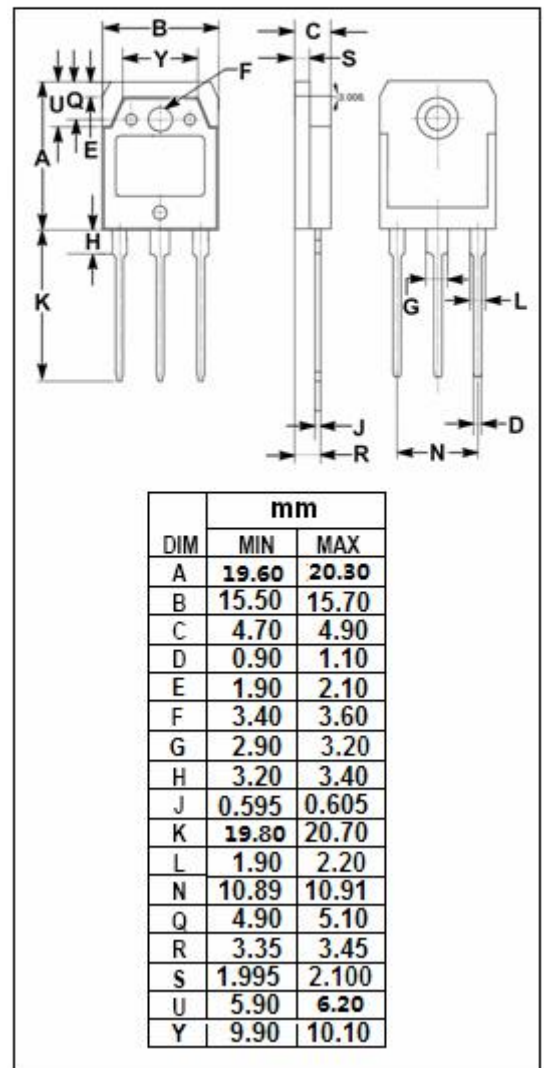
APPLICATIONS

- Designed for use in switching mode power supply.



ABSOLUTE MAXIMUM RATINGS($T_a=25^\circ\text{C}$)


SYMBOL	PARAMETER	VALUE	UNIT
V_{CER}	Collector-Emitter Voltage $R_{BE} \approx 100\Omega$	1100	V
V_{CES}	Collector-Emitter Voltage	1100	V
V_{CEO}	Collector-Emitter Voltage	480	V
V_{EBO}	Emitter-Base Voltage	6	V
I_C	Collector Current-Continuous	8	A
I_{CM}	Collector Current-Peak	10	A
I_B	Base Current-Continuous	4	A
P_C	Collector Power Dissipation @ $T_C=25^\circ\text{C}$	100	W
T_J	Junction Temperature	150	$^\circ\text{C}$
T_{stg}	Storage Temperature Range	-65~150	$^\circ\text{C}$



THERMAL CHARACTERISTICS

SYMBOL	PARAMETER	MAX	UNIT
$R_{th\ j-c}$	Thermal Resistance, Junction to Case	1.25	$^\circ\text{C/W}$

isc Silicon NPN Power Transistor**BU902****ELECTRICAL CHARACTERISTICS** $T_C=25^\circ\text{C}$ unless otherwise specified

SYMBOL	PARAMETER	CONDITIONS	MIN	TYP.	MAX	UNIT
$V_{(BR)CEO}$	Collector-Emitter Breakdown Voltage	$I_C=50\text{mA}; I_B=0$	480			V
$V_{(BR)EBO}$	Emitter-Base Breakdown Voltage	$I_E=1\text{mA}; I_C=0$	6			V
$V_{CE(sat)}$	Collector-Emitter Saturation Voltage	$I_C=4\text{A}; I_B=1\text{A}$			2.0	V
$V_{BE(sat)}$	Base-Emitter Saturation Voltage 	$I_C=4\text{A}; I_B=0.8\text{A}$			1.4	V
I_{CES}	Collector Cutoff Current	$V_{CE}=1100\text{V}; V_{BE}=0;$ $V_{CE}=1100\text{V}; V_{BE}=0; T_C=125^\circ\text{C}$			1.0 2.0	mA
h_{FE-1}	DC Current Gain	$I_C=1\text{A}; V_{CE}=5\text{V}$	10			
h_{FE-2}	DC Current Gain	$I_C=4\text{A}; V_{CE}=5\text{V}$	5.5			
f_T	Current-Gain—Bandwidth Product	$I_C=0.5\text{A}; V_{CE}=10\text{V}$		10		MHz

NOTICE:

ISC reserves the rights to make changes of the content herein the datasheet at any time without notification. The information contained herein is presented only as a guide for the applications of our products.

ISC products are intended for usage in general electronic equipment. The products are not designed for use in equipment which require specialized quality and/or reliability, or in equipment which could have applications in hazardous environments, aerospace industry, or medical field. Please contact us if you intend our products to be used in these special applications.

ISC makes no warranty or guarantee regarding the suitability of its products for any particular purpose, nor does ISC assume any liability arising from the application or use of any products, and specifically disclaims any and all liability, including without limitation special, consequential or incidental damages.