

RF AMPLIFIER

MODEL BXMP1034

Available as: BXMP1034, SMA Connectorized Housing

www.DataSheet4U.com

Features

- High Output Power: +36 dBm Typical
- High Third Order Intercept: +61 dBm Typical
- High Second Order Intercept: +90 dBm Typical
- Operating Temp. - 55 °C to +85 °C
- Environmental Screening Available

Typical Intermodulation Performance at 25 °C

Second Order Harmonic Intercept Point.....+95 dBm (Typ.)
 Second Order Two Tone Intercept Point.....+90 dBm (Typ.)
 Third Order Two Tone Intercept Point.....+61 dBm (Typ.)

Specifications

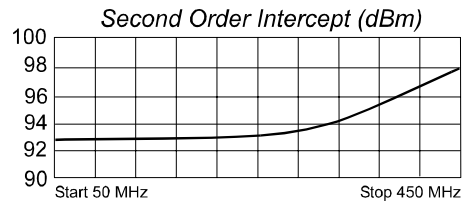
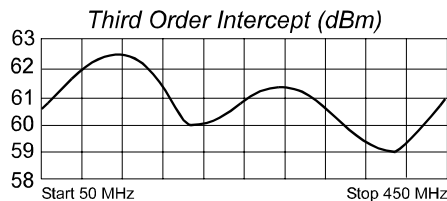
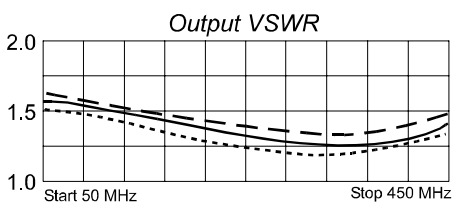
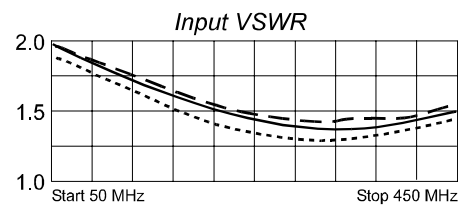
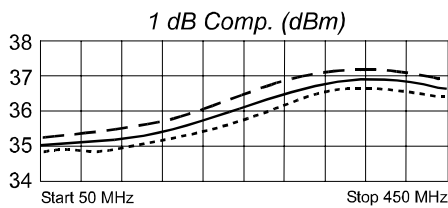
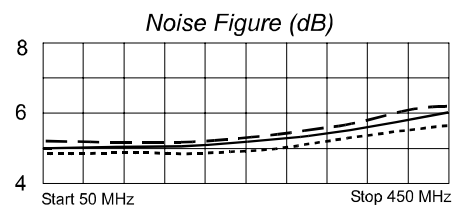
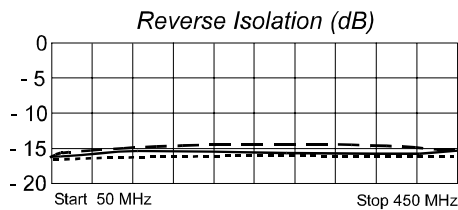
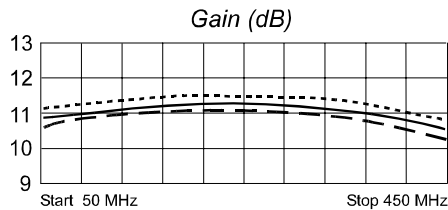
CHARACTERISTIC	TYPICAL Ta= 25 °C	MIN/MAX Ta = -55 °C to +85 °C
Frequency	50 - 450 MHz	50 - 450 MHz
Gain (dB)	11.0	10.0 Min.
Power @ 1 dB Comp. (dBm)	+36.0	+35.0 Min.
Reverse Isolation (dB)	-17.0	-15.0 Max.
VSWR In	1.9:1	2.0:1 Max.
Out	1.9:1	2.0:1 Max.
Output Intercept point: 3rd Order	+62	+59 Min.
2nd Order	+90	+85 Min.
Noise figure (dB)	5.5	7.0 Max.
Power Vdc	+15	+15
m A	2500	3000 Max.

Note: Care should always be taken to effectively ground the case of each unit.

Maximum Ratings

Ambient Operating Temperature -45°C to +100 °C
 Storage Temperature -50°C to +125 °C
 Case Temperature +125 °C
 DC Voltage +17 Volts
 Continuous RF Input Power +24 dBm
 Short Term RF Input Power 400 Milliwatts (1 Minute Max.)
 Maximum Peak Power 0.5 Watt (3 µsec Max.)

Typical Performance Data



Legend — +25 °C - - - +85°C - - - -55 °C



Spectrum Microwave · 2144 Franklin Drive N.E. · Palm Bay, Florida 32905 · PH (888) 553-7531 · Fax (888) 553-7532

Rev. 11/16/07