

BYD57ZH series

● **FEATURES**

- * Halogen-free type
- * Compliance to RoHS product
- * GPRC (Glass passivated rectifier chip) inside
- * Lead less chip form, no lead damage
- * Low power loss, High efficiency
- * High current capability
- * Plastic package has Underwriters Laboratory Flammability Classification 94V-0

● **APPLICATION**

- * High frequency rectification
- * AC/DC Power Supply

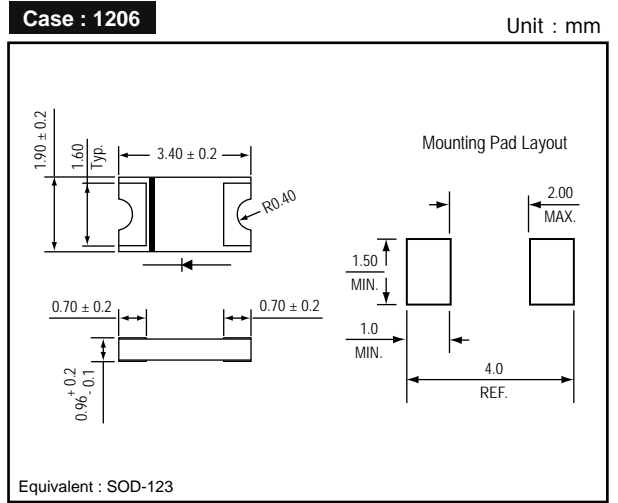
● **MECHANICAL DATA**

Case : Packed with FRP substrate and epoxy underfilled
Terminals : Pure Tin plated (Lead-Free), solderable per MIL-STD-750, Method 2026.
Polarity : Laser Cathode band marking
Weight : 0.012 gram

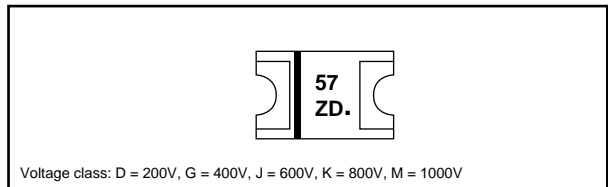
● **PACKING**

- * 3,000 pieces per 7" (178mm ± 2mm) reel
- * 4 reels per box
- * 6 boxes per carton

● **OUTLINE DIMENSIONS**



● **MARKING**



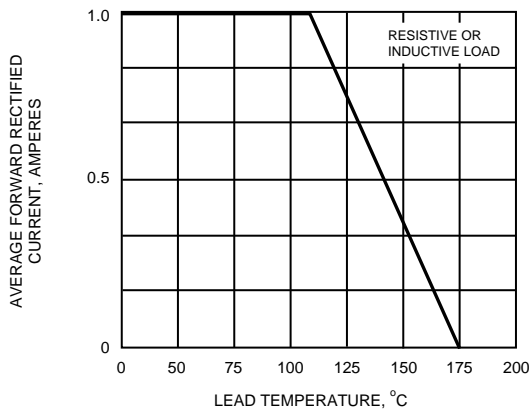
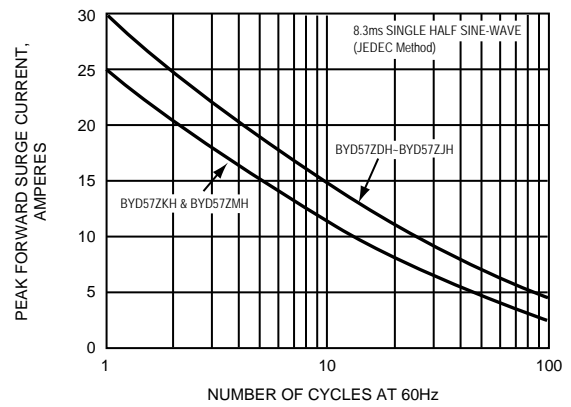
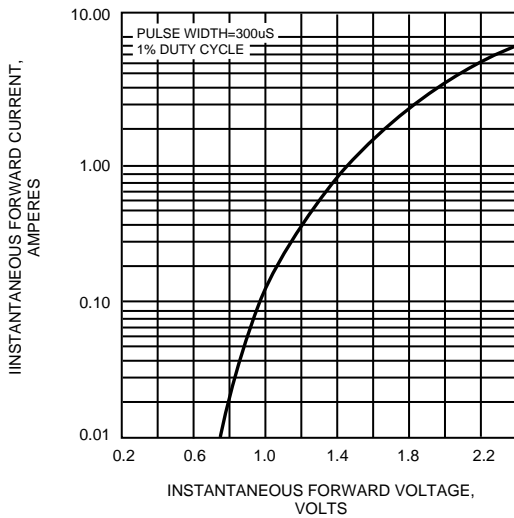
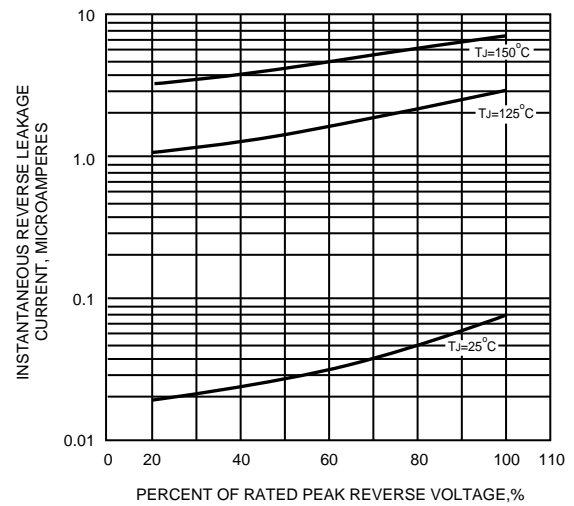
Absolute Maximum Ratings (Ta = 25 °C)

ITEM	Symbol	Conditions	BYD57Z					Unit
			DH	GH	JH	KH	MH	
Repetitive peak reverse voltage	VRRM		200	400	600	800	1000	V
Average forward current	IF(AV)		1.0					A
Peak forward surge current	IFSM	8.3ms single half sine-wave	30			25		A
Reverse recovery time	Trr	IF = 0.5A, IR = 1.0A, Itr = 0.25A	50			75		nS
Operating storage temperature Range	Tj,TSTG		-65 to +175					°C

Electrical characteristics (Ta = 25 °C)

ITEM	Symbol	Conditions	Min.	Typ.	Max.	Unit
Forward voltage	VF	IF = 0.1A IF = 0.5A IF = 1.0A	-	0.98 1.28 1.45	- - 1.70	V
Repetitive peak reverse current	IRRM	VR = Max. VRRM, Ta = 25 °C	-	0.08	5	uA
Junction capacitance	Cj	VR = 4V, f = 1.0 MHz	-	10	-	pF
Thermal resistance	Rth(JA)	Junction to ambient (NOTE 1)	-	90	-	°C/W
	Rth(JL)	Junction to lead (NOTE 1)	-	40	-	

NOTES : (1) Thermal resistance from junction to ambient and from junction to lead P.C.B. mounted on 0.2 x 0.2" (5.0 x 5.0mm) copper pad areas.
 (2) Preliminary draft.

FIG.1 - FORWARD CURRENT DERATING CURVE

FIG.2 - MAXIMUM NON-REPETITIVE PEAK FORWARD SURGE CURRENT

FIG.3 - TYPICAL INSTANTANEOUS FORWARD CHARACTERISTICS

FIG.4 - TYPICAL REVERSE CHARACTERISTICS

FIG.5 - TYPICAL JUNCTION CAPACITANCE
