

BZT52B2V4-BZT52B51

500mW Zener Diode 2.4 to 51 Volts

Features

- Planar die construction.
- “B” for $\pm 2\%$ tolerance.
- General purpose, medium current.
- Ideally suited for automated assembly processes.
- RoHS compliant package

Applications

- Zener diode.
- Ultra-small surface mount package.
- Case : SOD-123

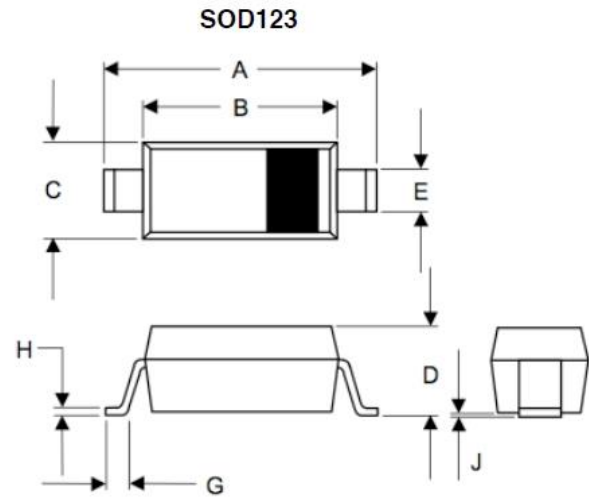
Packing & Order Information

3,000/Reel



RoHS
COMPLIANT

Graphic symbol



DIMENSIONS					
DIM	INCHES		MM		NOTE
	MIN	MAX	MIN	MAX	
A	.140	.152	3.55	3.85	
B	.100	.112	2.55	2.85	
C	.055	.071	1.40	1.80	
D	----	.053	----	1.35	
E	.012	.031	0.30	.78	
G	.006	----	0.15	----	
H	----	.01	----	.25	
J	----	.006	----	.15	

MAXIMUM RATINGS AND ELECTRICAL CHARACTERISTICS

Maximum Ratings ($T_c=25^\circ\text{C}$ unless otherwise noted)

Symbol	Parameter	Value	Unit
VF	Forward Voltage @ $I_F=10\text{mA}$	0.9	V
PD	Power Dissipation	500	mW
$R\theta_{JA}$	Thermal resistance, junction to ambient air	305	$^\circ\text{C}/\text{W}$
T_J	Junction temperature	150	$^\circ\text{C}$
T_{stg}	Storage temperature range	-65 to +150	$^\circ\text{C}$

Notes:

1. Device mounted on ceramic PCB; 7.6mm x 9.4mm x 0.87mm with pad areas 25mm²
2. Short duration test pulse used to minimize self-heating effect.
3. When provided, otherwise, parts are provided with date code only, and type number identifications appears on reel only.
4. $f = 1\text{KHz}$

BZT52B2V4-BZT52B51

500mW Zener Diode 2.4 to 51 Volts

ELECTRICAL CHARACTERISTICS (Rating at 25°C ambient temperature unless otherwise specified)

Type Number	Marking Code	Zener Voltage Range				Maximum Zener Impedance		
		VZ@IZT			IZT	ZZT@IZT	ZZK@IZK	IZK
		Nom(V)	Min(V)	Max(V)	mA	Ω		mA
BZT52B2V4	2W0	2.4	2.35	2.45	5	85	600	1.0
BZT52B2V7	2W1	2.7	2.65	2.75	5	83	500	1.0
BZT52B3V0	2W2	3.0	2.94	3.06	5	95	500	1.0
BZT52B3V3	2W3	3.3	3.23	3.37	5	95	500	1.0
BZT52B3V6	2W4	3.6	3.53	3.67	5	95	500	1.0
BZT52B3V9	2W5	3.9	3.82	3.98	5	95	500	1.0
BZT52B4V3	2W6	4.3	4.21	4.39	5	95	500	1.0
BZT52B4V7	2W7	4.7	4.61	4.79	5	78	500	1.0
BZT52B5V1	2W8	5.1	5	5.2	5	60	480	1.0
BZT52B5V6	2W9	5.6	5.49	5.71	5	40	400	1.0
BZT52B6V2	2WA	6.2	6.08	6.32	5	10	200	1.0
BZT52B6V8	2WB	6.8	6.66	6.94	5	8	150	1.0
BZT52B7V5	2WC	7.5	7.35	7.65	5	7	50	1.0
BZT52B8V2	2WD	8.2	8.04	8.36	5	7	50	1.0
BZT52B9V1	2WE	9.1	8.92	9.28	5	10	50	1.0
BZT52B10	2WF	10	9.8	10.2	5	15	70	1.0
BZT52B11	2WG	11	10.8	11.2	5	20	70	1.0
BZT52B12	2WH	12	11.8	12.2	5	20	90	1.0
BZT52B13	2WI	13	12.7	13.3	5	25	110	1.0
BZT52B15	2WJ	15	14.7	15.3	5	30	110	1.0
BZT52B16	2WK	16	15.7	16.3	5	40	170	1.0
BZT52B18	2WL	18	17.6	18.4	5	50	170	1.0
BZT52B20	2WM	20	19.6	20.4	5	50	220	1.0
BZT52B22	2WN	22	21.6	22.4	5	55	220	1.0
BZT52B24	2WO	24	23.5	24.5	5	80	220	1.0
BZT52B27	2WP	27	26.5	27.5	5	80	250	1.0
BZT52B30	2WQ	30	29.4	30.6	5	80	250	1.0
BZT52B33	2WR	33	32.3	33.7	5	80	250	1.0
BZT52B36	2WS	36	35.3	36.7	5	90	250	1.0
BZT52B39	2WT	39	38.2	39.8	5	90	300	1.0

BZT52B2V4-BZT52B51

500mW Zener Diode 2.4 to 51 Volts

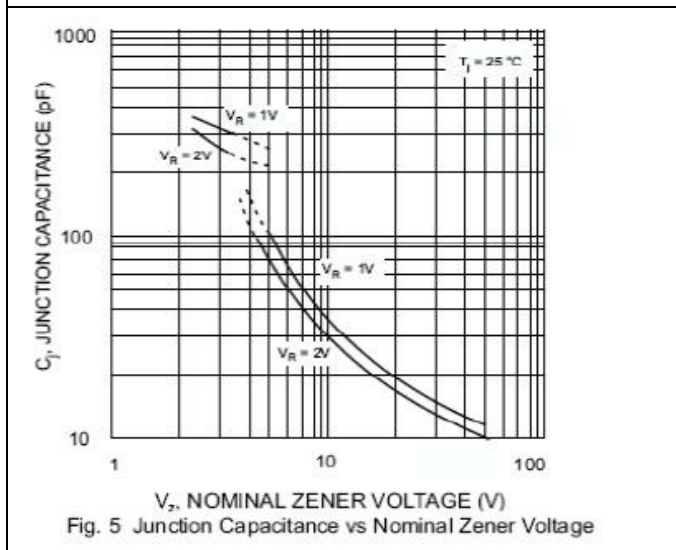
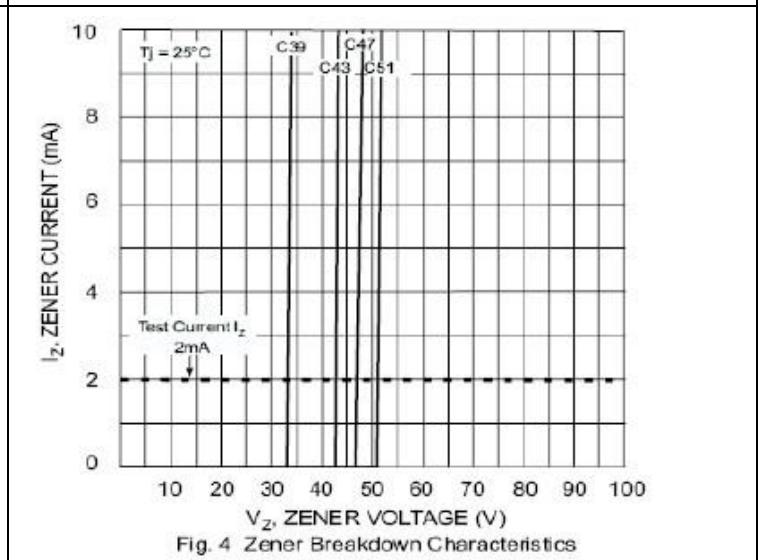
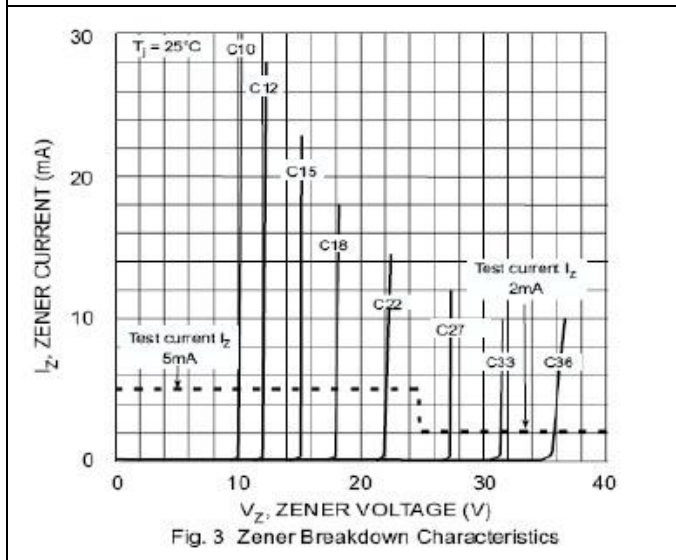
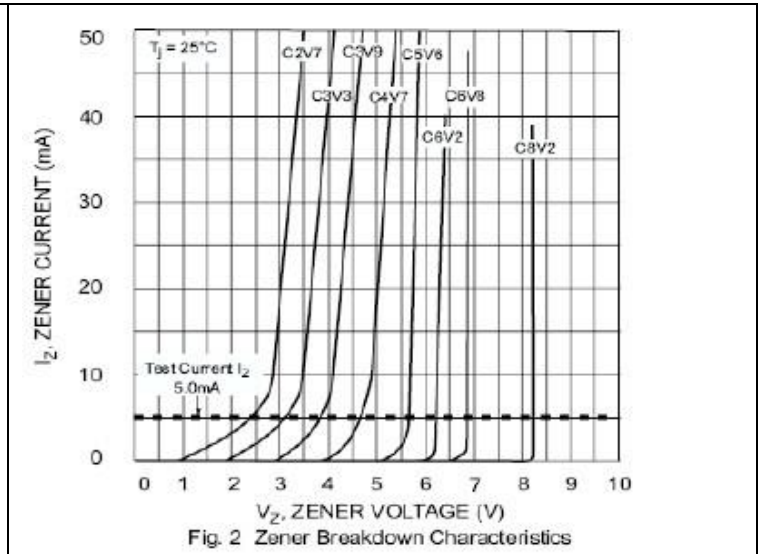
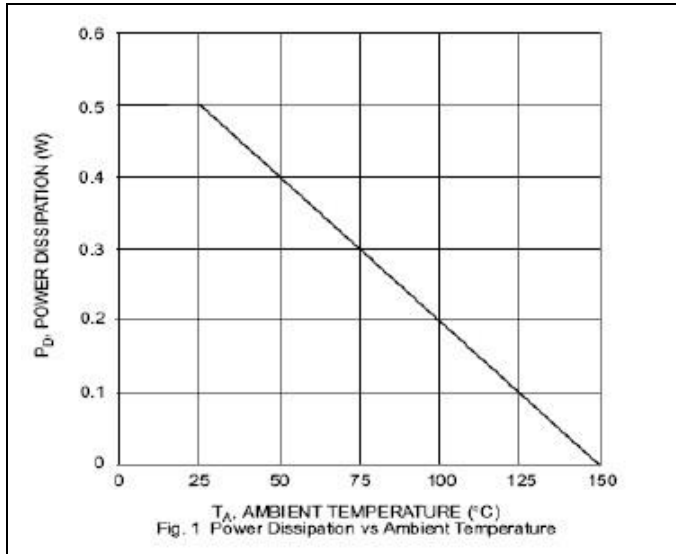
ELECTRICAL CHARACTERISTICS (Rating at 25°C ambient temperature unless otherwise specified)

Type Number	Marking Code	Zener Voltage Range				Maximum Zener Impedance		
		VZ@IZT			IZT	ZZT@IZT	ZZK@IZK	IZK
		Nom(V)	Min(V)	Max(V)	mA	Ω		mA
BZT52B43	2WU	43	42.1	43.9	5	100	700	1.0
BZT52B47	2WV	47	46.1	47.9	5	100	750	1.0
BZT52B51	2WW	51	50	52	5	100	750	1.0

BZT52B2V4-BZT52B51

500mW Zener Diode 2.4 to 51 Volts

RATING AND CHARACTERISTIC CURVES



BZT52B2V4-BZT52B51

500mW Zener Diode 2.4 to 51 Volts

Disclaimer

ALL PRODUCT, PRODUCT SPECIFICATIONS AND DATA ARE SUBJECT TO CHANGE WITHOUT NOTICE TO IMPROVE RELIABILITY, FUNCTION OR DESIGN OR OTHERWISE.

Bruckewell Technology Inc., its affiliates, agents, and employees, and all persons acting on its or their behalf (collectively, "Bruckewell"), disclaim any and all liability for any errors, inaccuracies or incompleteness contained in any datasheet or in any other disclosure relating to any product.

Bruckewell makes no warranty, representation or guarantee regarding the suitability of the products for any particular purpose or the continuing production of any product. To the maximum extent permitted by applicable law, Bruckewell disclaims

- (i) Any and all liability arising out of the application or use of any product.
- (ii) Any and all liability, including without limitation special, consequential or incidental damages.
- (iii) Any and all implied warranties, including warranties of fitness for particular purpose, non-infringement and merchantability.

Statements regarding the suitability of products for certain types of applications are based on Bruckewell's knowledge of typical requirements that are often placed on Bruckewell products in generic applications.

Such statements are not binding statements about the suitability of products for a particular application. It is the customer's responsibility to validate that a particular product with the properties described in the product specification is suitable for use in a particular application. Parameters provided in datasheets and/or specifications may vary in different applications and performance may vary over time. Product specifications do not expand or otherwise modify Bruckewell's terms and conditions of purchase, including but not limited to the warranty expressed therein.