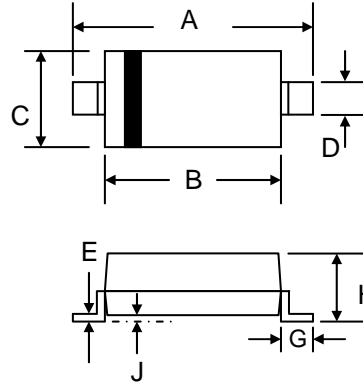


Features

- Planar Die Construction
- 500mW Power Dissipation
- 2.0V – 51V Nominal Zener Voltage
- 5% Standard Vz Tolerance
- Designed for Surface Mount Application
- Plastic Material – UL Recognition Flammability Classification 94V-0



SOD-123		
Dim	Min	Max
A	3.6	3.9
B	2.5	2.8
C	1.4	1.8
D	0.5	0.7
E	—	0.2
G	0.4	—
H	0.95	1.35
J	—	0.12
All Dimensions in mm		

Mechanical Data

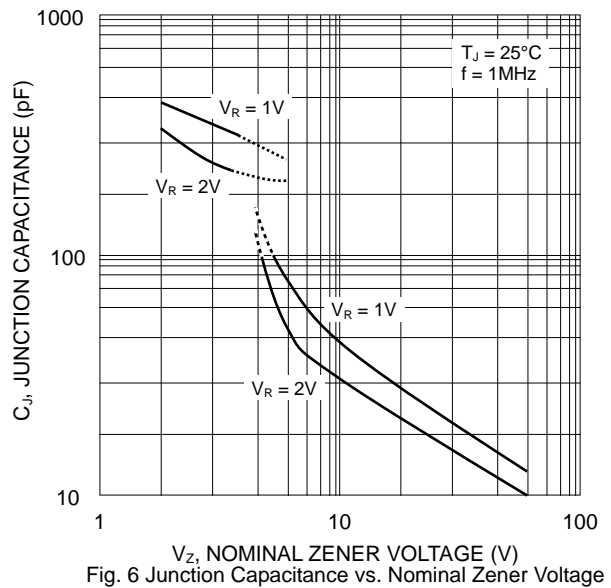
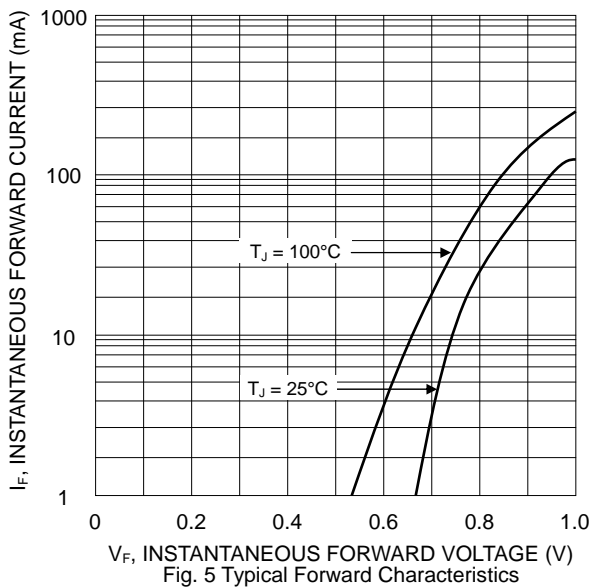
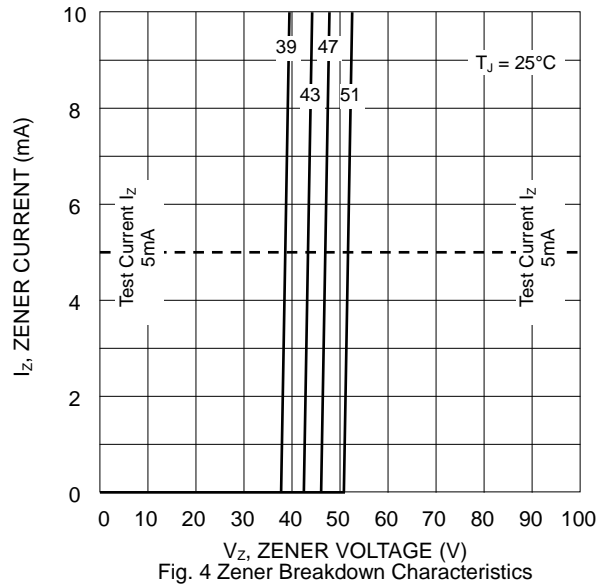
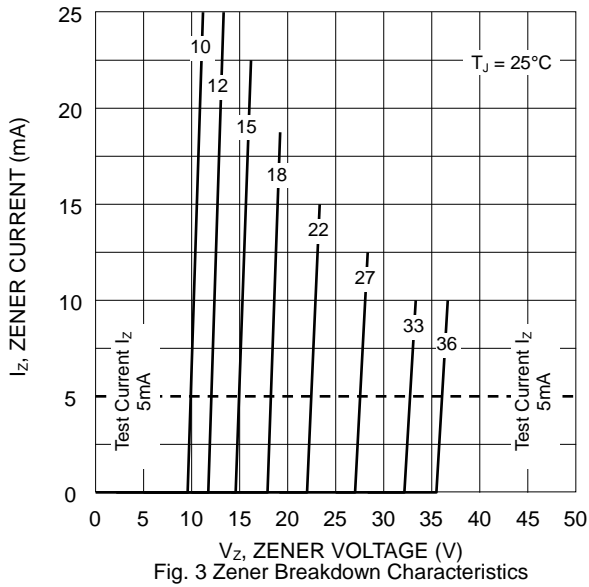
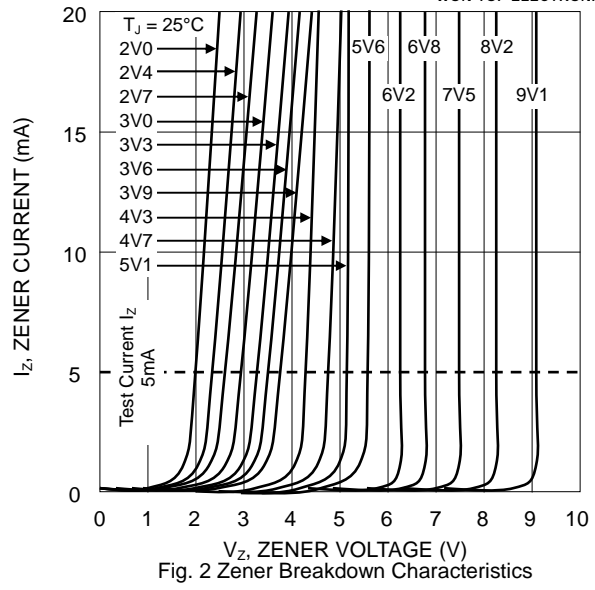
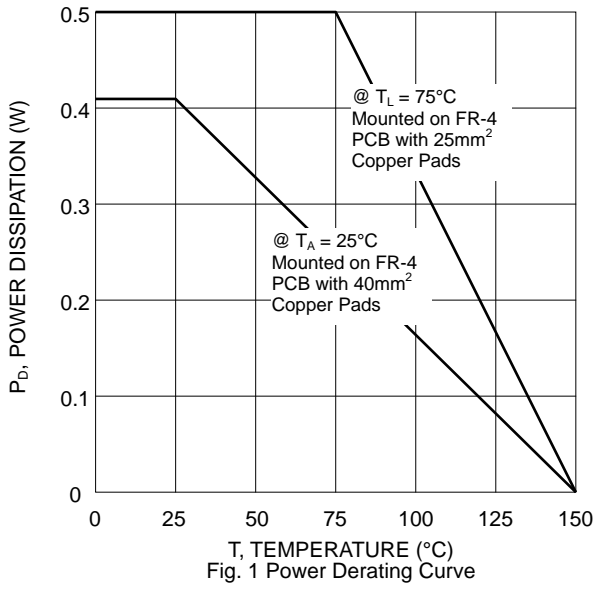
- Case: SOD-123, Molded Plastic
- Terminals: Plated Leads Solderable per MIL-STD-202, Method 208
- Polarity: Cathode Band
- Weight: 0.01 grams (approx.)
- Marking: Device Code
- **Lead Free: For RoHS / Lead Free Version, Add “-LF” Suffix to Part Number, See Page 5**

Maximum Ratings @ $T_A=25^\circ\text{C}$ unless otherwise specified

Characteristic	Symbol	Value	Unit
Power Dissipation at $T_L = 75^\circ\text{C}$ (Note 1)	P_D	500	mW
Power Dissipation at $T_A = 25^\circ\text{C}$ (Note 2)	P_D	410	mW
Forward Voltage @ $I_F = 10\text{mA}$	V_F	0.9	V
Thermal Resistance, Junction to Ambient (Note 2, 3)	R_{JA}	340	$^\circ\text{C/W}$
Thermal Resistance, Junction to Lead (Note 2, 3)	R_{JL}	150	$^\circ\text{C/W}$
Operating and Storage Temperature Range	T_J, T_{STG}	-65 to +150	$^\circ\text{C}$

- Note: 1. Mounted on ceramic substrate with 25mm^2 copper pads.
 2. Mounted on ceramic substrate with 40mm^2 copper pads.
 3. Thermal resistance measurement obtained via infrared scan method.

BZT52C2V0 – BZT52C51

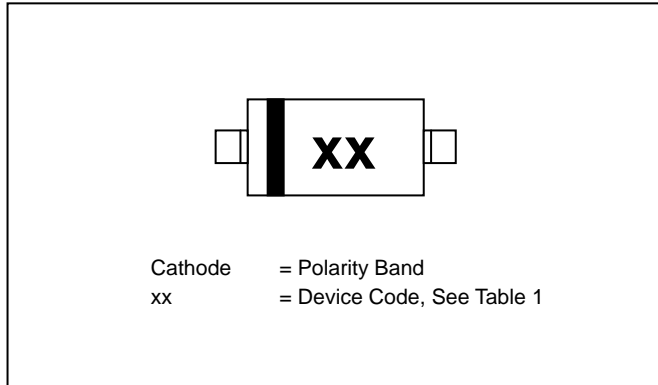


Electrical Characteristics (@T_A=25°C unless otherwise specified) Table 1

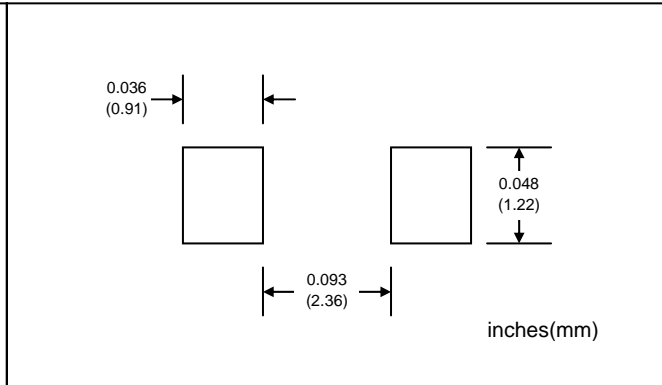
Type Number (Note 1)	Device Marking Code (Note 2)		Zener Voltage Range (Note 3)			Maximum Zener Impedance (Note 4)				Max Reverse Leakage Current		Temp. Coefficient of Zener Voltage @ I _{ZT} (mV/°C)	
			V _Z @ I _{ZT}			Z _{ZT} @ I _{ZT}		Z _{ZK} @ I _{ZK}		I _R	@ V _R		
	TW	CN	Nom (V)	Min (V)	Max (V)	()	(mA)	()	(mA)	(μA)	(V)	Min	Max
BZT52C2V0	X1	WY	2.0	1.91	2.09	85	5.0	600	1.0	150	1.0	-9	-4
BZT52C2V4	W1	WX	2.4	2.2	2.6	85	5.0	600	1.0	100	1.0	-9	-4
BZT52C2V7	W2	W1	2.7	2.5	2.9	83	5.0	500	1.0	75	1.0	-9	-4
BZT52C3V0	W3	W2	3.0	2.8	3.2	95	5.0	500	1.0	50	1.0	-9	-3
BZT52C3V3	W4	W3	3.3	3.1	3.5	95	5.0	500	1.0	25	1.0	-8	-3
BZT52C3V6	W5	W4	3.6	3.4	3.8	95	5.0	500	1.0	15	1.0	-8	-3
BZT52C3V9	W6	W5	3.9	3.7	4.1	95	5.0	500	1.0	10	1.0	-7	-3
BZT52C4V3	W7	W6	4.3	4.0	4.6	95	5.0	500	1.0	5.0	1.0	-6	-1
BZT52C4V7	W8	W7	4.7	4.4	5.0	78	5.0	500	1.0	5.0	1.0	-5	+2
BZT52C5V1	W9	W8	5.1	4.8	5.4	60	5.0	480	1.0	0.1	0.8	-3	+4
BZT52C5V6	WA	W9	5.6	5.2	6.0	40	5.0	400	1.0	0.1	1.0	-2	+6
BZT52C6V2	WB	WA	6.2	5.8	6.6	10	5.0	200	1.0	0.1	2.0	-1	+7
BZT52C6V8	WC	WB	6.8	6.4	7.2	8	5.0	150	1.0	0.1	3.0	+2	+7
BZT52C7V5	WD	WC	7.5	7.0	7.9	7	5.0	50	1.0	0.1	5.0	+3	+7
BZT52C8V2	WE	WD	8.2	7.7	8.7	7	5.0	50	1.0	0.1	6.0	+4	+7
BZT52C9V1	WF	WE	9.1	8.5	9.6	10	5.0	50	1.0	0.1	7.0	+5	+8
BZT52C10	WG	WF	10	9.4	10.6	15	5.0	70	1.0	0.1	7.5	+5	+8
BZT52C11	WH	WG	11	10.4	11.6	20	5.0	70	1.0	0.1	8.5	+5	+9
BZT52C12	WI	WH	12	11.4	12.7	20	5.0	90	1.0	0.1	9.0	+6	+9
BZT52C13	WK	WI	13	12.4	14.1	25	5.0	110	1.0	0.1	10	+7	+9
BZT52C15	WL	WJ	15	13.8	15.6	30	5.0	110	1.0	0.1	11	+7	+9
BZT52C16	WM	WK	16	15.3	17.1	40	5.0	170	1.0	0.1	12	+8	+9.5
BZT52C18	WN	WL	18	16.8	19.1	50	5.0	170	1.0	0.1	14	+8	+9.5
BZT52C20	WO	WM	20	18.8	21.2	50	5.0	220	1.0	0.1	15	+8	+10
BZT52C22	WP	WN	22	20.8	23.3	55	5.0	220	1.0	0.1	17	+8	+10
BZT52C24	WR	WO	24	22.8	25.6	80	5.0	220	1.0	0.1	18	+8	+10
BZT52C27	WS	WP	27	25.1	28.9	80	5.0	250	1.0	0.1	20	+8	+10
BZT52C30	WT	WQ	30	28.0	32.0	80	5.0	250	1.0	0.1	22.5	+8	+10
BZT52C33	WU	WR	33	31.0	35.0	80	5.0	250	1.0	0.1	25	+8	+10
BZT52C36	WW	WS	36	34.0	38.0	90	5.0	250	1.0	0.1	27	+8	+10
BZT52C39	WX	WT	39	37.0	41.0	90	5.0	300	1.0	0.1	29	+10	+12
BZT52C43	WY	WU	43	40.0	46.0	100	5.0	700	1.0	0.1	32	+10	+12
BZT52C47	WZ	WV	47	44.0	50.0	100	5.0	750	1.0	0.1	35	+10	+12
BZT52C51	XA	WW	51	48.0	54.0	100	5.0	750	1.0	0.1	38	+10	+12

- Note: 1. Type numbers listed have standard tolerance on the nominal zener voltage of ±5%.
 2. TW: Marking code for Taiwan plant. CN: Marking code for China plant.
 3. Measured with pulses t_p = 5ms.
 4. f = 1KHz

MARKING INFORMATION

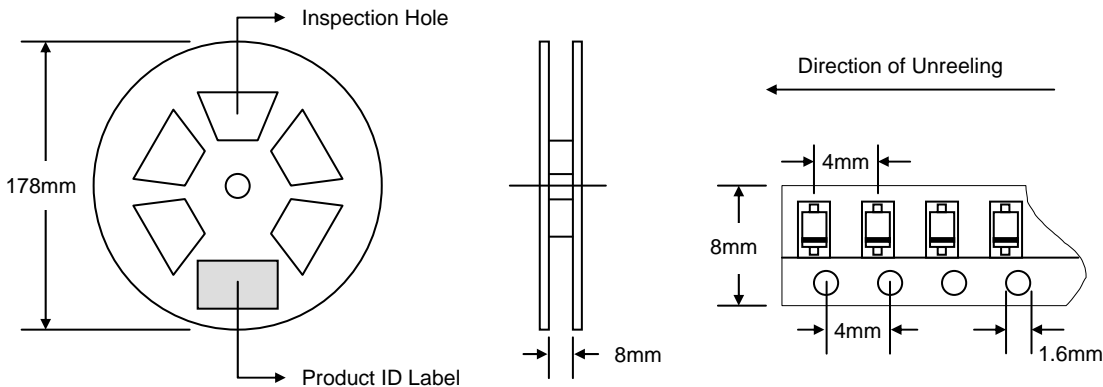


RECOMMENDED FOOTPRINT



PACKAGING INFORMATION

TAPE & REEL




Reel Diameter (mm)	Quantity (PCS)	Inner Box Size L x W x H (mm)	Quantity (PCS)	Carton Size L x W x H (mm)	Quantity (PCS)	Approx. Gross Weight (KG)
178	3,000	187 x 187 x 65	15,000	390 x 240 x 420	150,000	10.0

Note: 1. Anti-static plastic reel, white, water clear or blue color. Inspection hole might be varied in different alignment.
2. Components are packed in accordance with EIA standard 481-1 and 481-2.

ORDERING INFORMATION

Product No.	Package Type	Shipping Quantity
BZT52Cxx-T1	SOD-123	3000/Tape & Reel

1. Shipping quantity given is for minimum packing quantity only. For minimum order quantity, please consult the Sales Department.
2. **To order RoHS / Lead Free version (with Lead Free finish), add "-LF" suffix to part number above. For example, BZT52C2V0-T1-LF.**

WON-TOP ELECTRONICS and  are registered trademarks of Won-Top Electronics Co., Ltd (WTE). WTE has checked all information carefully and believes it to be correct and accurate. However, WTE cannot assume any responsibility for inaccuracies. Furthermore, this information does not give the purchaser of semiconductor devices any license under patent rights to manufacturer. WTE reserves the right to change any or all information herein without further notice.

WARNING: DO NOT USE IN LIFE SUPPORT EQUIPMENT. WTE power semiconductor products are not authorized for use as critical components in life support devices or systems without the express written approval.

Won-Top Electronics Co., Ltd.
No. 44 Yu Kang North 3rd Road,
Chine Chen Dist., Kaohsiung 806, Taiwan
Phone: 886-7-822-5408 or 886-7-822-5410
Fax: 886-7-822-5417
Email: sales@wontop.com
Internet: <http://www.wontop.com>

We power your everyday.