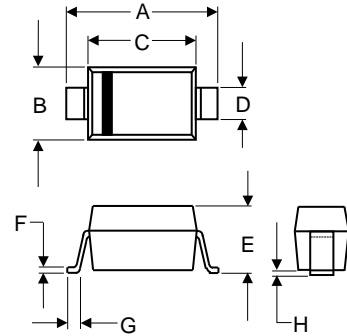


Features

- * Planar die construction
- * Ultra-Small Surface Mount Package
- * Ideally suited for automated assembly processes



RoHS
COMPLIANT



SOD-323				
DIM.	INCHES		MM	
	MIN	MAX	MIN	MAX
A	0.091	0.110	2.30	2.80
B	0.045	0.053	1.15	1.35
C	0.063	0.071	1.60	1.80
D	0.010	0.016	0.25	0.40
E	0.031	0.043	0.80	1.10
F	---	0.006	---	0.15
G	0.004	0.020	0.10	0.50
H	---	0.004	---	0.10

Mechanical Data

- * Case: SOD-323, Molded plastic
- * Terminals: Solderable per MIL-STD-202, Method 208
- * Polarity: Cathode Band

Maximum Ratings ($T_A=25^\circ\text{C}$ unless otherwise noted)

Parameter	Symbol	Value	Unit
Power Dissipation	P_{tot}	200	mW
Junction Temperature	T_j	150	$^\circ\text{C}$
Storage Temperature Range	T_{stg}	- 55 to + 150	$^\circ\text{C}$

Characteristics ($T_A=25^\circ\text{C}$ unless otherwise noted)

Parameter	Symbol	Max.	Unit
Thermal Resistance Junction to Ambient Air	$R_{\theta\text{JA}}$	417	$^\circ\text{C}/\text{W}$
Forward Voltage at $I_F = 10 \text{ mA}$	V_F	0.9	V



BZT52C2V4S THRU BZT52C75S

Surface Mount Zener Diodes

Electrical Characteristics (T_A=25°C unless otherwise noted)

Part Number	Marking Code	VZ @ IZT (Volt)			IZT(mA)	ZZT @ IZT(Ω) Max	IZK(mA)	ZZK@ IZK(Ω) Max	IR @ VR(μA) Max	VR(V)
		Min	Nom	Max						
BZT52C2V4S	1C	2.28	2.4	2.52	5	100	1	564	45	1
BZT52C2V7S	1D	2.57	2.7	2.84	5	100	1	564	18	1
BZT52C3V0S	1E	2.85	3	3.15	5	100	1	564	9	1
BZT52C3V3S	1F	3.14	3.3	3.47	5	95	1	564	4.5	1
BZT52C3V6S	1H	3.42	3.6	3.78	5	90	1	564	4.5	1
BZT52C3V9S	1J	3.71	3.9	4.1	5	90	1	564	2.7	1
BZT52C4V3S	1K	4.09	4.3	4.52	5	90	1	564	2.7	1
BZT52C4V7S	1M	4.47	4.7	4.94	5	80	1	470	2.7	2
BZT52C5V1S	1N	4.85	5.1	5.36	5	60	1	451	1.8	2
BZT52C5V6S	1P	5.32	5.6	5.88	5	40	1	376	0.9	2
BZT52C6V2S	1R	5.89	6.2	6.51	5	10	1	141	2.7	4
BZT52C6V8S	1X	6.46	6.8	7.14	5	15	1	75	1.8	4
BZT52C7V5S	1Y	7.11	7.5	7.86	5	15	1	75	0.9	5
BZT52C8V2S	1Z	7.79	8.2	8.61	5	15	1	75	0.63	5
BZT52C9V1S	2A	8.65	9.1	9.56	5	15	1	94	0.45	6
BZT52C10S	2B	9.5	10	10.5	5	20	1	141	0.18	7
BZT52C11S	2C	10.45	11	11.55	5	20	1	141	0.09	8
BZT52C12S	2D	11.4	12	12.6	5	25	1	141	0.09	8
BZT52C13S	2E	12.35	13	13.65	5	30	1	160	0.09	8
BZT52C15S	2F	14.25	15	15.75	5	30	1	188	0.045	10.5
BZT52C16S	2H	15.2	16	16.8	5	40	1	188	0.045	11.2
BZT52C18S	2J	17.1	18	18.9	5	45	1	212	0.045	12.6
BZT52C20S	2K	19	20	21	5	55	1	212	0.045	14
BZT52C22S	2M	20.9	22	23.1	5	55	1	235	0.045	15.4
BZT52C24S	2N	22.8	24	25.2	5	70	1	235	0.045	16.8
BZT52C27S	2P	25.65	27	28.35	2	80	0.5	282	0.045	18.9
BZT52C30S	2R	28.5	30	31.5	2	80	0.5	282	0.045	21
BZT52C33S	2X	31.35	33	34.65	2	80	0.5	306	0.045	23
BZT52C36S	2Y	34.2	36	37.8	2	90	0.5	329	0.045	25.2
BZT52C39S	2Z	37.05	39	40.95	2	130	0.5	329	0.045	27.3
BZT52C43S	3A	40.85	43	45.15	2	150	0.5	353	0.045	30.1
BZT52C47S	3B	44.65	47	49.35	2	170	0.5	353	0.045	33
BZT52C51S	3C	48.45	51	53.55	2	180	0.5	376	0.045	35.7
BZT52C56S	3D	53.2	56	58.8	2	200	0.5	400	0.045	39.2
BZT52C62S	3E	58.9	62	65.1	2	215	0.5	423	0.045	43.4
BZT52C68S	3F	64.6	68	71.4	2	240	0.5	447	0.045	47.6
BZT52C75S	3H	71.25	75	78.75	2	255	0.5	470	0.045	52.5

Ratings and Characteristic Curves

FIG 1 Typical Forward Characteristics

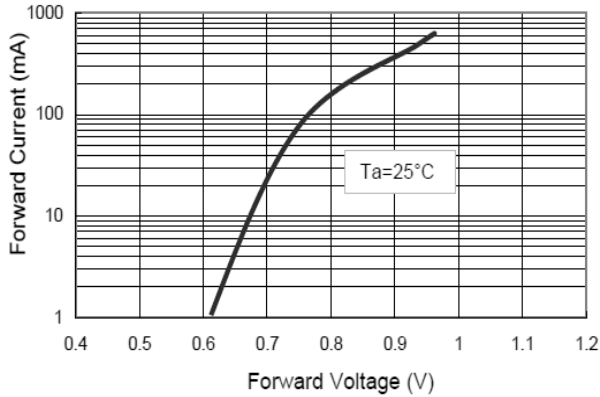


FIG 2 Zener Breakdown Characteristics

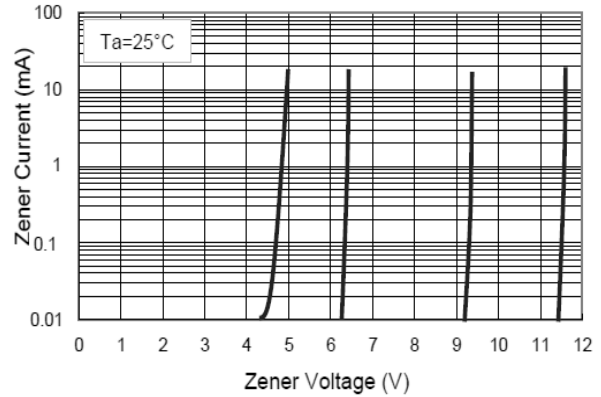


FIG 3 Zener Breakdown Characteristics

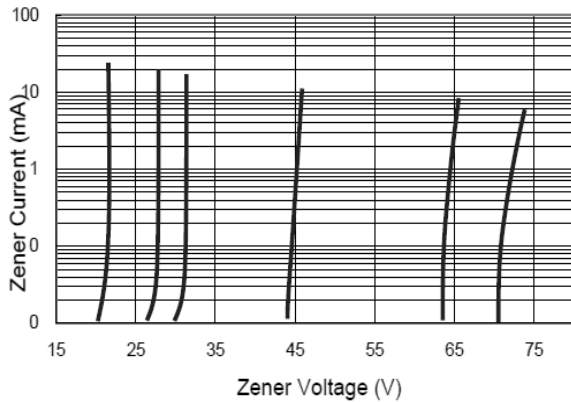


FIG 4 Admissible Power Dissipation Curve

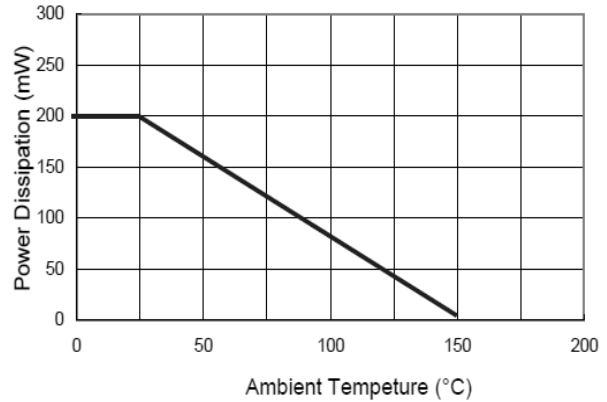


FIG 5 Typical Capacitance

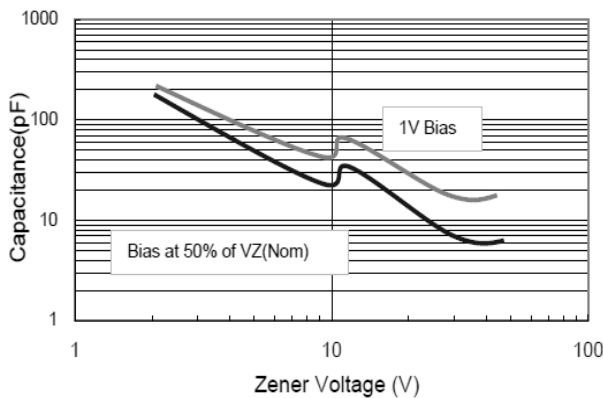
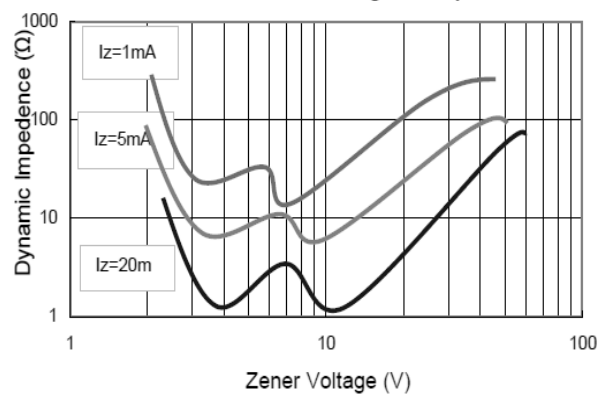


FIG 6 Effect of Zener Voltage on Impedance





BZT52C2V4S THRU BZT52C75S

Surface Mount Zener Diodes

Ordering Information

Part No.	Package	Packing Code	Packing
BZT52C2V4S THRU BZT52C75S	SOD-323	R30	3000pcs/Reel

Disclaimer

Specifications of the products displayed herein are subject to change without notice. JGD or anyone on its behalf, assumes no responsibility or liability for any errors or inaccuracies.

Information contained herein is intended to provide a product description only. No license, express or implied, to any intellectual property rights is granted by this document. Except as provided in JGD's terms and conditions of sale for such products, JGD assumes no liability whatsoever, and disclaims any express or implied warranty, relating to sale and/or use of JGD products including liability or warranties relating to fitness for a particular purpose, merchantability, or infringement of any patent, copyright, or other intellectual property right.

The products shown herein are not designed for use in medical, life-saving, or life-sustaining applications. Customers using or selling these products for use in such applications do so at their own risk and agree to fully indemnify JGD for any damages resulting from such improper use or sale.