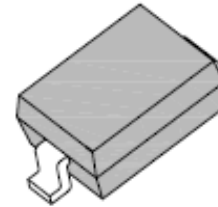


410mW Two Terminals SMD Zener Diodes

Features

- Planar Die Construction
- 410mW Power Dissipation
- Zener Voltage 2.4v to 75v
- RoHS Compliance



SOD-123



Mechanical Data

Case:	SOD-123, molded plastic
Epoxy:	Plastic package has UL flammability 94V-0
Terminals:	Solderable per MIL-STD-202G, Method 208
Polarity:	Color band denotes cathode
Approx Weight:	0.01 grams

Maximum Ratings *(T_{Ambient}=25°C unless noted otherwise)*

Symbol	Description	Value	Unit	Conditions
P_{tot}	Power Dissipation	410	mW	T _a =25 °C (Note 1)
T_J	Operating Junction Temperature	150	°C	
T_{STG}	Storage Temperature Range	-55 to 150	°C	

Note: 1. Mounted on 5.0mm² (0.13mm thick) land areas

410mW Two Terminals SMD Zener Diodes

BZT52C2V4 - BZT52C75

Electrical Characteristics ($T_{Ambient}=25^{\circ}C$ unless noted otherwise)

Part NO.	Marking Code	Nominal Zener Voltage @ I _{ZT}			Test Current I _{ZT} (mA)	Max. Zener Impedance			Max. Reverse Leakage Current I _R @ V _R	
		V _Z (V)				Z _{ZT} @ I _{ZT}	Z _{ZK} @ I _{ZK}	I _{ZK} (mA)	I _R (μA)	V _R (V)
		Nom.	Min.	Max.						
BZT52C2V4	W1	2.4	2.28	2.52	5	85	600	1	100	1
BZT52C2V7	W2	2.7	2.57	2.84	5	83	600	1	75	1
BZT52C3V0	W3	3.0	2.85	3.15	5	95	600	1	50	1
BZT52C3V3	W4	3.3	3.14	3.47	5	95	600	1	25	1
BZT52C3V6	W5	3.6	3.42	3.78	5	95	600	1	15	1
BZT52C3V9	W6	3.9	3.71	4.10	5	95	600	1	10	1
BZT52C4V3	W7	4.3	4.09	4.52	5	95	600	1	5	1
BZT52C4V7	W8	4.7	4.47	4.94	5	78	500	1	5	1
BZT52C5V1	W9	5.1	4.85	5.36	5	60	480	1	0.1	0.8
BZT52C5V6	WA	5.6	5.32	5.88	5	40	400	1	0.1	1
BZT52C6V2	WB	6.2	5.89	6.51	5	10	150	1	0.1	2
BZT52C6V8	WC	6.8	6.46	7.14	5	8	80	1	0.1	3
BZT52C7V5	WD	7.5	7.13	7.88	5	7	80	1	0.1	5
BZT52C8V2	WE	8.2	7.79	8.61	5	7	80	1	0.1	6
BZT52C8V7	87C	8.7	8.27	9.14	5	7	100	1	0.1	6.5
BZT52C9V1	WF	9.1	8.65	9.56	5	10	100	1	0.1	7
BZT52C10	WG	10	9.50	10.50	5	15	150	1	0.1	7.5
BZT52C11	WH	11	10.45	11.55	5	20	150	1	0.1	8.5
BZT52C12	WI	12	11.40	12.60	5	20	150	1	0.1	9
BZT52C13	WK	13	12.35	13.65	5	25	170	1	0.1	10
BZT52C14	WJ	14	13.30	14.70	5	25	170	1	0.1	10.5
BZT52C15	WL	15	14.25	15.75	5	30	200	1	0.1	11
BZT52C16	WM	16	15.20	16.80	5	40	200	1	0.1	12
BZT52C17	17C	17	16.15	17.85	5	40	200	1	0.1	13
BZT52C18	WN	18	17.10	18.90	5	50	225	1	0.1	14
BZT52C20	WO	20	19.00	21.00	5	50	225	1	0.1	15
BZT52C22	WP	22	20.90	23.10	5	55	250	1	0.1	17
BZT52C24	WR	24	22.80	25.20	5	80	250	1	0.1	18
BZT52C27	WS	27	25.65	28.35	5	80	300	1	0.1	20
BZT52C28	28C	28	26.60	29.40	5	80	300	1	0.1	22
BZT52C30	WT	30	28.50	31.50	5	80	300	1	0.1	22.5
BZT52C33	WU	33	31.35	34.65	5	80	325	1	0.1	25

410mW Two Terminals SMD Zener Diodes

BZT52C2V4 - BZT52C75

Part NO.	Marking Code	Nominal Zener Voltage @ I _{ZT}			Test Current I _{ZT} (mA)	Max. Zener Impedance			Max. Reverse Leakage Current I _R @ V _R	
		V _Z (V)				Z _{ZT} @ I _{ZT}	Z _{ZK} @ I _{ZK}	I _{ZK} (mA)	I _R (μA)	V _R (V)
		Nom.	Min.	Max.						
BZT52C36	WW	36	34.20	37.80	5	90	350	1	0.1	27
BZT52C39	WX	39	37.05	40.95	5	90	375	1	0.1	29
BZT52C43	WY	43	40.85	45.15	5	100	375	1	0.1	32
BZT52C47	WZ	47	44.65	49.35	5	100	375	1	0.1	35
BZT52C51	XA	51	48.45	53.55	5	100	400	1	0.1	38
BZT52C56	X2	56	53.20	58.80	2.5	135	1000	1	0.1	42
BZT52C62	X3	62	58.90	65.10	2.5	150	1000	1	0.1	46
BZT52C68	X4	68	64.60	71.40	2.5	200	1000	1	0.1	51
BZT52C75	X5	75	71.25	78.75	2.5	250	1000	1	0.1	56

Typical Characteristics Curves

Fig.1- Steady State Power Derating

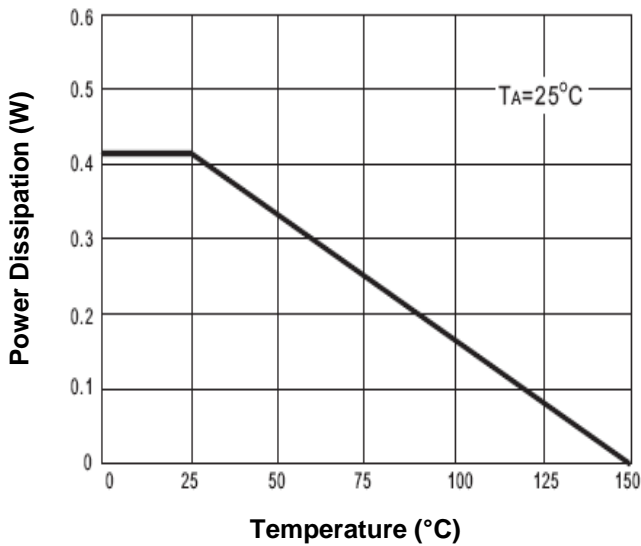
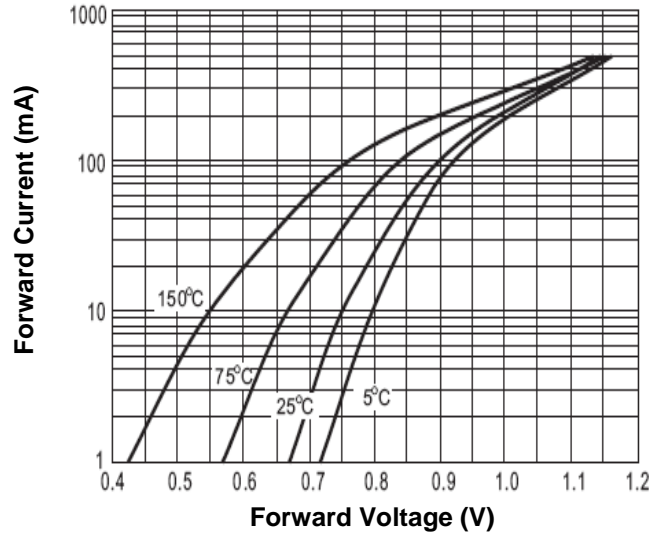


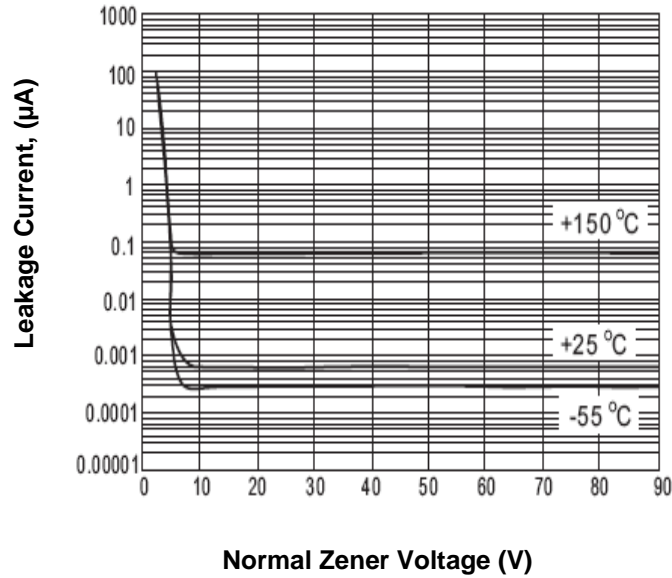
Fig.2- Typical Forward Voltage



410mW Two Terminals SMD Zener Diodes

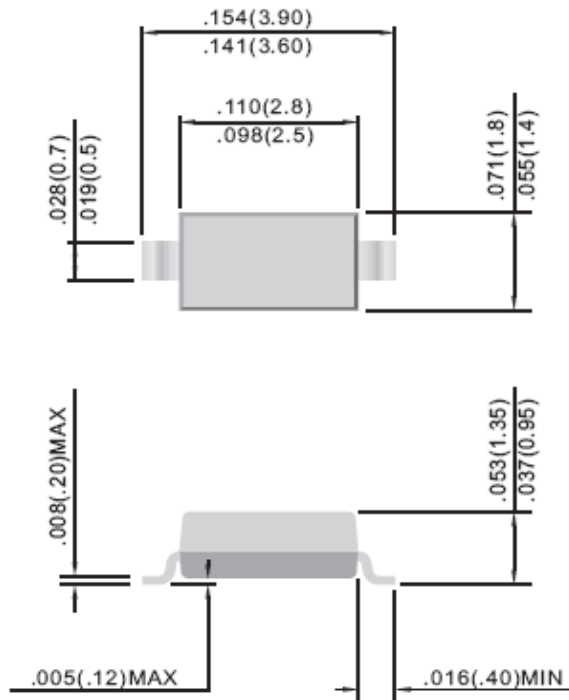
BZT52C2V4 - BZT52C75

Fig.3-Typical Leakage Current



Dimensions in inch (mm)

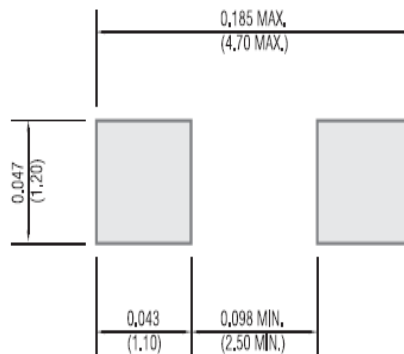
SOD-123



410mW Two Terminals SMD Zener Diodes

BZT52C2V4 - BZT52C75

Mounting Pad Layout in inch (mm)



How to contact us

US HEADQUARTERS

28040 WEST HARRISON PARKWAY, VALENCIA, CA 91355-4162

Tel: (800) TAITRON (800) 824-8766 (661) 257-6060

Fax: (800) TAITFAX (800) 824-8329 (661) 257-6415

Email: taitron@taitroncomponents.com

Http://www.taitroncomponents.com

TAITRON COMPONENTS MEXICO, S.A .DE C.V.

BOULEVARD CENTRAL 5000 INTERIOR 5 PARQUE INDUSTRIAL ATITALAQUIA, HIDALGO C.P.

42970 MEXICO

Tel: +52-55-5560-1519

Fax: +52-55-5560-2190

TAITRON COMPONENTS INCORPORATED REPRESENTAÇÕES DO BRASIL LTDA

RUA DOMINGOS DE MORAIS, 2777, 2.ANDAR, SALA 24 SAÚDE - SÃO PAULO-SP 04035-001 BRAZIL

Tel: +55-11-5574-7949

Fax: +55-11-5572-0052

TAITRON COMPONENTS INCORPORATED, SHANGHAI REPRESENTATIVE OFFICE

METROBANK PLAZA, 1160 WEST YAN' AN ROAD, SUITE 1503, SHANGHAI, 200052, CHINA

Tel: +86-21-5424-9942

Fax: +86-21-5424-9931