

500mW,0.8 - 200V Zener Diodes

Features

- Low leakage current
- Available in unidirectional
- Glass passivated junction
- Silicon Planar Power Zener Diodes
- Total power dissipation: Max 500mW
- Moisture sensitivity: level 1, per J-STD-020
- BZX55-C series zener voltage tolerance is $\pm 5\%$
- BZX55-B series zener voltage tolerance is $\pm 2\%$



DO-35(DO-204AH)

Applications

Protection from high voltage, high energy transients, voltage stabilization.

Absolute Maximum Ratings ($T_A=25^\circ\text{C}$ unless otherwise noted)			
Parameter	Symbol	Ratings	Unit
Zener voltage	V_Z	See Next Table	V
Power dissipation at $T_L=75^\circ\text{C}$	P_{tot}	500	mW
Typical Thermal Resistance , Junction to Ambient	$R_{\theta JA}$	0.38	$^\circ\text{C}/\text{mW}$
Maximum junction temperature	T_J	175	$^\circ\text{C}$
Storage temperature range	T_{STG}	-65 to +175	$^\circ\text{C}$

Note:

1. Valid provided that leads at a distance of 9.5mm from case are kept at ambient temperature.

Electrical Characteristics (TA = 25 °C unless otherwise noted)

Part Number	V _Z at I _{ZT} = 5mA (V)					Maximum zener impedance(Ω)		Test voltage V _R (V)	Maximum reverse leakage at V _R (μA)		Maximum Zener Current I _{ZM} (mA)
	Typ	Y=C		Y=B		I _{ZT} =5mA f=1KHZ	I _{ZT} =1mA f=1KHZ		T _A =25°C	T _A =150°C	
		Min	Max	Min	Max						
BZX55-Y0V8	0.8	0.76	0.84	0.78	0.82	8	600	-	-	-	-
BZX55-Y2V4	2.4	2.28	2.52	2.35	2.45	85	600	1	50000	100	145
BZX55-Y2V7	2.7	2.57	2.84	2.65	2.75	85	600	1	10000	50	135
BZX55-Y3V0	3.0	2.85	3.15	2.94	3.06	85	600	1	4000	40	125
BZX55-Y3V3	3.3	3.14	3.47	3.23	3.37	85	600	1	2000	40	115
BZX55-Y3V6	3.6	3.42	3.78	3.53	3.67	85	600	1	2000	40	105
BZX55-Y3V9	3.9	3.71	4.10	3.82	3.98	85	600	1	2000	40	95
BZX55-Y4V3	4.3	4.09	4.52	4.21	4.39	75	600	1	1000	20	90
BZX55-Y4V7	4.7	4.47	4.94	4.61	4.79	60	600	1	500	10	85
BZX55-Y5V1	5.1	4.85	5.36	5.00	5.20	35	550	1	100	2	80
BZX55-Y5V6	5.6	5.32	5.88	5.49	5.71	25	450	1	100	2	70
BZX55-Y6V2	6.2	5.89	6.51	6.08	6.32	10	200	2	100	2	64
BZX55-Y6V8	6.8	6.46	7.14	6.66	6.94	8	150	3	100	2	58
BZX55-Y7V5	7.5	7.13	7.88	7.35	7.65	7	50	5	100	2	53
BZX55-Y8V2	8.2	7.79	8.61	8.04	8.36	7	50	6.2	100	2	47
BZX55-Y9V1	9.1	8.65	9.56	8.92	9.28	10	50	6.8	100	2	43
BZX55-Y10	10	9.50	10.50	9.80	10.20	15	70	7.5	100	2	40
BZX55-Y11	11	10.45	11.55	10.78	11.22	20	70	8.2	100	2	36
BZX55-Y12	12	11.40	12.60	11.76	12.24	20	90	9.1	100	2	32
BZX55-Y13	13	12.35	13.65	12.74	13.26	26	110	10	100	2	29
BZX55-Y15	15	14.25	15.75	14.70	15.30	30	110	11	100	2	27
BZX55-Y16	16	15.20	16.80	15.68	16.32	40	170	12	100	2	24
BZX55-Y18	18	17.10	18.90	17.64	18.36	50	170	13	100	2	21
BZX55-Y20	20	19.00	21.00	19.60	20.40	55	220	15	100	2	20
BZX55-Y22	22	20.90	23.10	21.56	22.44	55	220	16	100	2	18
BZX55-Y24	24	22.80	25.20	23.52	24.48	80	220	18	100	2	16
BZX55-Y27	27	25.65	28.35	26.46	27.54	80	220	20	100	2	14
BZX55-Y30	30	28.50	31.50	29.40	30.60	80	220	22	100	2	13
BZX55-Y33	33	31.35	34.65	32.34	33.66	80	220	24	100	2	12
BZX55-Y36	36	34.20	37.80	35.28	36.72	80	220	27	100	2	11
BZX55-Y39	39	37.05	40.95	38.22	39.78	90	500	30	100	5	10
BZX55-Y43	43	40.85	45.15	42.14	43.86	90	600	33	100	5	9.2
BZX55-Y47	47	44.65	49.35	46.06	47.94	110	700	36	100	5	8.5
BZX55-Y51	51	48.45	53.55	49.98	52.02	125	700	39	100	10	7.8
BZX55-Y56	56	53.20	58.80	54.88	57.12	135	1000	43	100	10	7
BZX55-Y62	62	58.90	65.10	60.76	63.24	150	1000	47	100	10	6.4

Electrical Characteristics (TA = 25 °C unless otherwise noted)

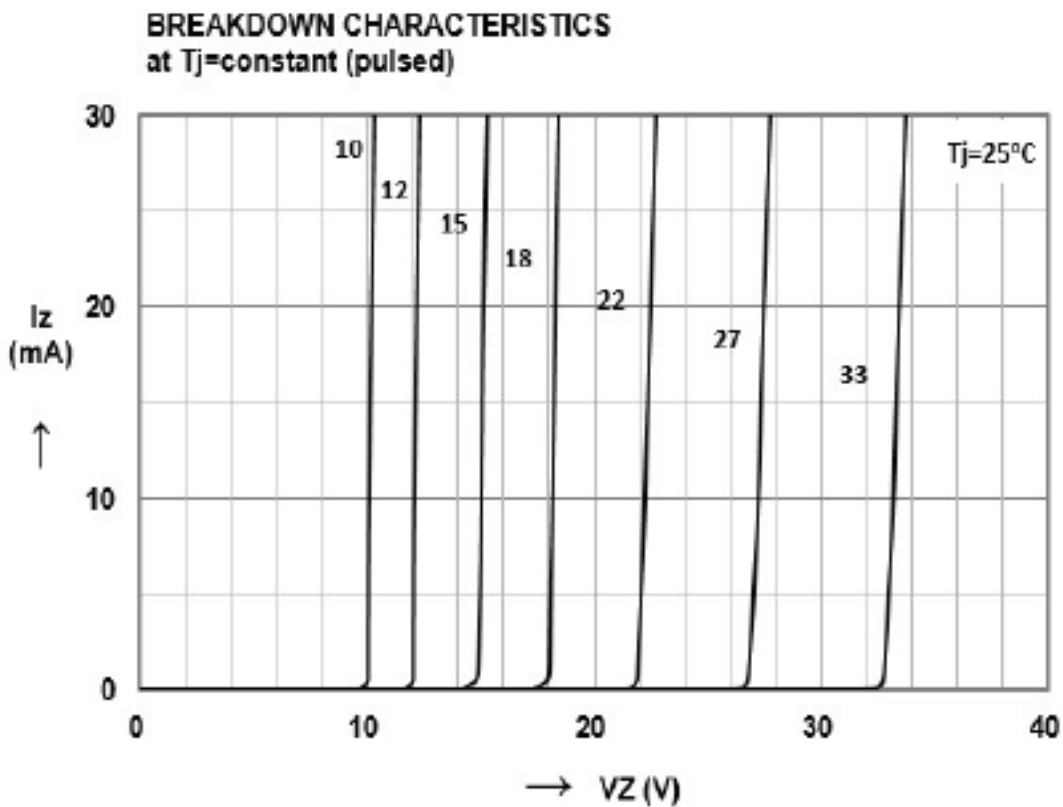
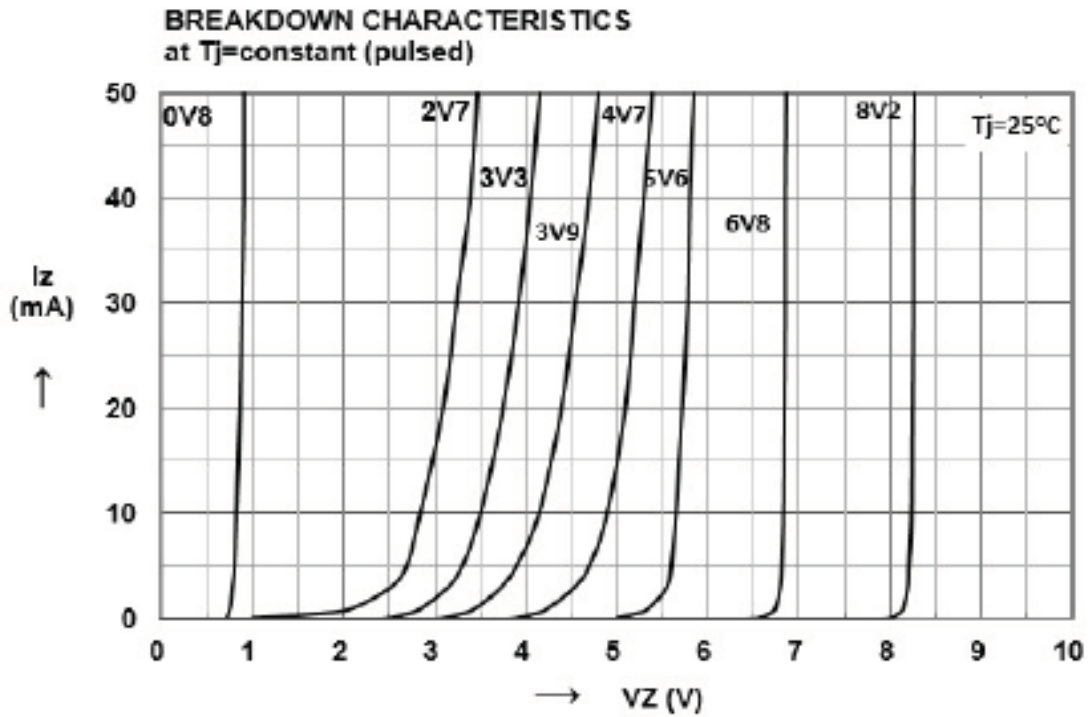
Part Number	Vz at IZT =5mA (V)					Maximum zener impedance(Ω)		Test voltage VR (V)	Maximum reverse leakage at VR (μ A)		Maximum Zener Current IZM (mA)
	Typ	Y=C		Y=B		IZT=5mA f=1KHZ	IZT=1mA f=1KHZ		TA=25°C	TA=150°C	
		Min	Max	Min	Max						
BZX55-Y68	68	64.60	71.40	66.64	69.36	200	1000	51	100	10	5.9
BZX55-Y75	75	71.25	78.75	73.50	76.50	250	1500	56	100	10	5.3
BZX55-Y82	82	77.90	86.10	80.36	83.64	300	2000	62	100	10	4.8
BZX55-Y91	91	86.45	95.55	89.18	92.82	450	5000	68	100	10	4.4
BZX55-Y100	100	95.00	105.0	98.0	102.0	450	5000	75	100	10	4.0
BZX55-Y110	110	104.5	115.5	107.8	112.2	600	5000	82	100	10	-
BZX55-Y120	120	114.0	126.0	117.6	122.4	800	5500	91	100	10	-
BZX55-Y130	130	123.5	136.5	127.4	132.6	950	6000	100	100	10	-
BZX55-Y150	150	142.5	157.5	147.0	153.0	1250	6500	110	100	10	-
BZX55-Y160	160	152.0	168.0	156.8	163.2	1400	7000	120	100	10	-
BZX55-Y180	180	171.0	189.0	176.4	183.6	1700	8500	130	100	10	-
BZX55-Y200	200	190.0	210.0	196.0	204.0	2000	10000	150	100	10	-

Note:

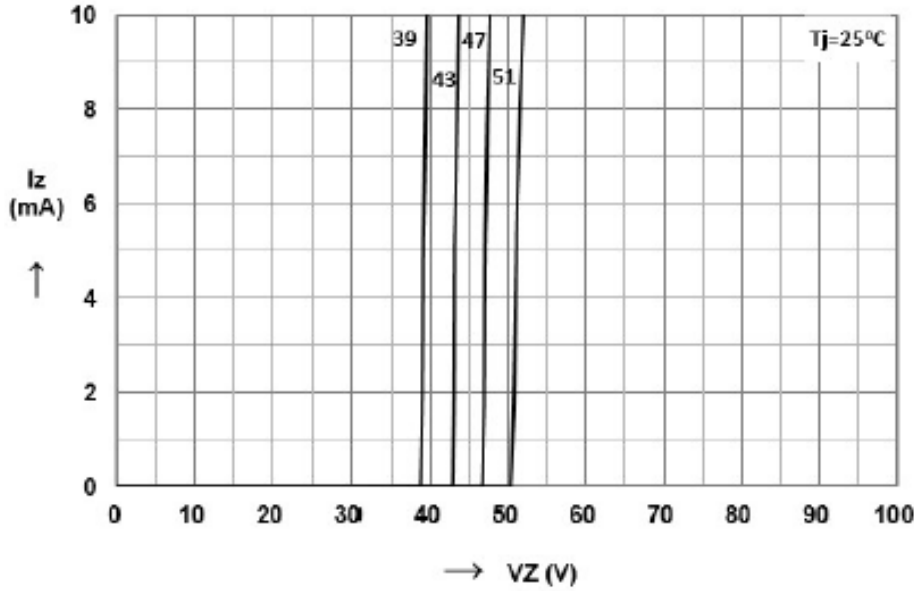
1. BZX55-C series zener voltage tolerance is $\pm 5\%$
2. BZX55-B series zener voltage tolerance is $\pm 2\%$

Ratings and Characteristics Curves

($T_A = 25^\circ\text{C}$ unless otherwise noted)

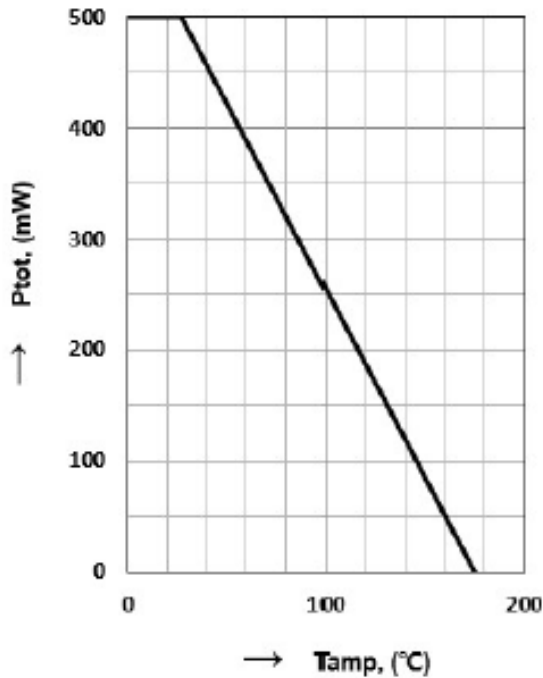


BREAKDOWN CHARACTERISTICS at $T_j = \text{constant}$ (pulsed)



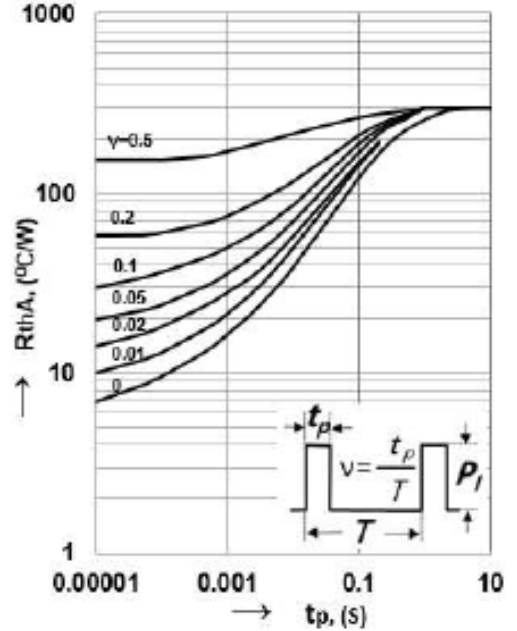
Admissible power dissipation versus ambient temperature

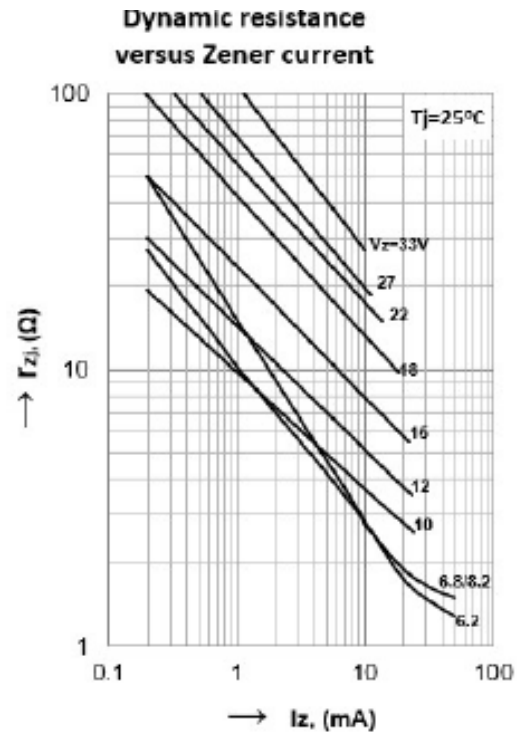
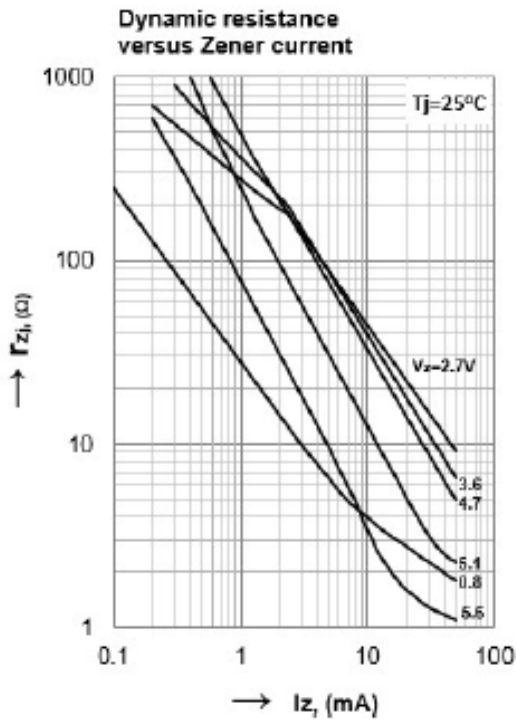
Valid provided that leads are kept at ambient temperature at a distance of 9.5 mm from case



Pulse thermal resistance versus pulse duration

Valid provided that leads are kept at ambient temperature at a distance of 9.5 mm from case



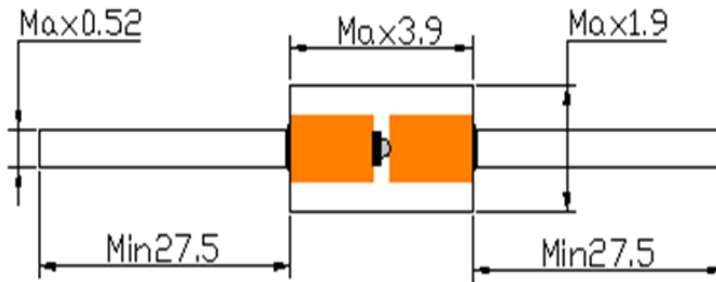


Package Outline Dimensions

in inches (millimeters)

DO-35 (DO-204AH)

CASE DIMENSION (DO-35 Type, 52mm), Unit: mm



Revision History

Document Version	Date of release	Description of changes
Rev.A	2021.06.15	Released Datasheet
Rev.B	2023.10.31	Modify document format

Disclaimers

These materials are intended as a reference to assist our customers in the selection of the Suzhou Good-Ark product best suited to the customer's application; they do not convey any license under any intellectual property rights, or any other rights, belonging to Suzhou Good-Ark Electronics Co., Ltd. or a third party.

Suzhou Good-Ark Electronics Co., Ltd. assumes no responsibility for any damage, or infringement of any third-party's rights, originating in the use of any product data, diagrams, charts, programs, algorithms, or circuit application examples contained in these materials.

All information contained in these materials, including product data, diagrams, charts, programs and algorithms represents information on products at the time of publication of these materials, and are subject to change by Suzhou Good-Ark Electronics Co., Ltd. without notice due to product improvements or other reasons. It is therefore recommended that customers contact Suzhou Good-Ark Electronics Co., Ltd. or an authorized Suzhou Good-Ark Electronics Co., Ltd. for the latest product information before purchasing a product listed herein. The information described here may contain technical inaccuracies or typographical errors. Suzhou Good-Ark Electronics Co., Ltd. assumes no responsibility for any damage, liability, or other loss rising from these inaccuracies or errors. Please also pay attention to information published by Suzhou Good-Ark Electronics Co., Ltd. by various means, including our website home page.

(<http://www.goodark.com>)

When using any or all of the information contained in these materials, including product data, diagrams, charts, programs, and algorithms, Please be sure to evaluate all information as a total system before making a final decision on the applicability of the information and products. Suzhou Good-Ark Electronics Co., Ltd. assumes no responsibility for any damage, liability or other loss resulting from the information contained herein.

The prior written approval of Suzhou Good-Ark Electronics Co., Ltd. is necessary to reprint or reproduce in whole or in part these materials.

Please contact Suzhou Good-Ark Electronics Co., Ltd. or an authorized distributor for further details on these materials or the products contained herein.