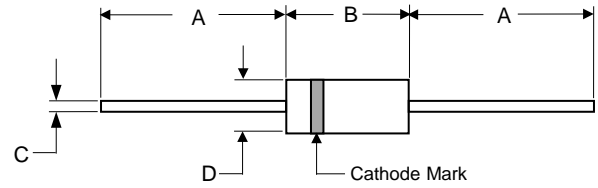


### Features



RoHS  
COMPLIANT



DO-35				
DIM	INCHES		MM	
	MIN	MAX	MIN	MAX
A	1.083	---	27.50	---
B	---	0.154	---	3.90
C	---	0.020	---	0.50
D	---	0.075	---	1.90

### Maximum Ratings (T<sub>A</sub>=25°C unless otherwise noted)

Parameter	Symbol	Value	Unit
Power Dissipation	P <sub>tot</sub>	500 <sup>1)</sup>	mW
Junction Temperature	T <sub>j</sub>	175	°C
Storage Temperature Range	T <sub>stg</sub>	- 55 to + 175	°C

Note:

1) Valid provided that leads are kept at ambient temperature at a distance of 8 mm from case.

### Characteristics (T<sub>A</sub>=25°C unless otherwise noted)

Parameter	Symbol	Max.	Unit
Thermal Resistance Junction to Ambient Air	R <sub>θJA</sub>	0.3 <sup>1)</sup>	K/mW
Forward Voltage at I <sub>F</sub> = 100 mA	V <sub>F</sub>	1	V

Note:

1) Valid provided that leads are kept at ambient temperature at a distance of 8 mm from case.

### Electrical Characteristics (T<sub>A</sub>=25°C unless otherwise noted)

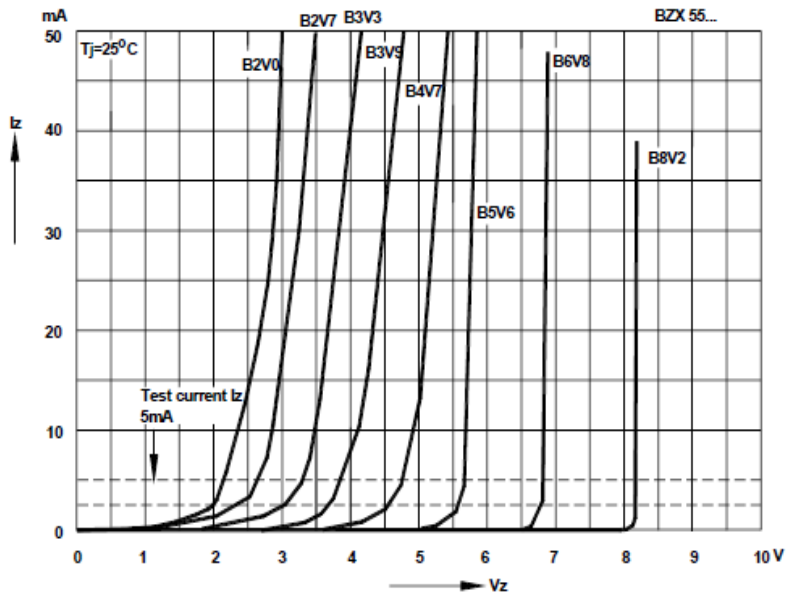
Type	Zener Voltage Range <sup>1)</sup>			Dynamic Resistance			Reverse Leakage Current			Temp. Coefficient of Zener Voltage
	V <sub>znom</sub>	V <sub>ZT</sub>	at I <sub>ZT</sub>	Z <sub>ZT</sub>	Z <sub>ZK</sub>	at I <sub>ZK</sub>	T <sub>a</sub> =25°C	T <sub>a</sub> =125°C	I <sub>R</sub> at V <sub>R</sub>	
	(V)	(V)	(mA)	Max. (Ω)	Max. (Ω)	(mA)	Max. (μA)	Max. (μA)	(V)	
BZX55B2V0	2	1.96...2.04	5	85	600	1	100	200	1	-0.09...-0.06
BZX55B2V2	2.2	2.16...2.24	5	85	600	1	75	160	1	-0.09...-0.06
BZX55B2V4	2.4	2.35...2.45	5	85	600	1	50	100	1	-0.09...-0.06
BZX55B2V7	2.7	2.65...2.75	5	85	600	1	10	50	1	-0.09...-0.06
BZX55B3V0	3	2.94...3.06	5	85	600	1	4	40	1	-0.08...-0.05
BZX55B3V3	3.3	3.23...3.37	5	85	600	1	2	40	1	-0.08...-0.05
BZX55B3V6	3.6	3.53...3.67	5	85	600	1	2	40	1	-0.08...-0.05
BZX55B3V9	3.9	3.82...3.98	5	85	600	1	2	40	1	-0.08...-0.05
BZX55B4V3	4.3	4.21...4.39	5	75	600	1	1	20	1	-0.06...-0.03
BZX55B4V7	4.7	4.61...4.79	5	60	600	1	0.5	10	1	-0.05...+0.02
BZX55B5V1	5.1	5...5.2	5	35	550	1	0.1	2	1	-0.02...+0.02
BZX55B5V6	5.6	5.49...5.71	5	25	450	1	0.1	2	1	-0.05...+0.05
BZX55B6V2	6.2	6.08...6.32	5	10	200	1	0.1	2	2	0.03...0.06
BZX55B6V8	6.8	6.66...6.94	5	8	150	1	0.1	2	3	0.03...0.07
BZX55B7V5	7.5	7.35...7.65	5	7	50	1	0.1	2	5	0.03...0.07
BZX55B8V2	8.2	8.04...8.36	5	7	50	1	0.1	2	6.2	0.03...0.08
BZX55B9V1	9.1	8.92...9.28	5	10	50	1	0.1	2	6.8	0.03...0.09
BZX55B10	10	9.8...10.2	5	15	70	1	0.1	2	7.5	0.03...0.1
BZX55B11	11	10.78...11.22	5	20	70	1	0.1	2	8.2	0.03...0.11
BZX55B12	12	11.76...12.24	5	20	90	1	0.1	2	9.1	0.03...0.11
BZX55B13	13	12.74...13.26	5	26	110	1	0.1	2	10	0.03...0.11
BZX55B15	15	14.7...15.3	5	30	110	1	0.1	2	11	0.03...0.11
BZX55B16	16	15.68...16.32	5	40	170	1	0.1	2	12	0.03...0.11
BZX55B18	18	17.64...18.36	5	50	170	1	0.1	2	13	0.03...0.11
BZX55B20	20	19.6...20.4	5	55	220	1	0.1	2	15	0.03...0.11
BZX55B22	22	21.56...22.44	5	55	220	1	0.1	2	16	0.04...0.12
BZX55B24	24	23.52...24.48	5	80	220	1	0.1	2	18	0.04...0.12
BZX55B27	27	26.46...27.54	5	80	220	1	0.1	2	20	0.04...0.12
BZX55B30	30	29.4...30.6	5	80	220	1	0.1	2	22	0.04...0.12
BZX55B33	33	32.34...33.66	5	80	220	1	0.1	2	24	0.04...0.12
BZX55B36	36	35.28...36.72	5	80	220	1	0.1	2	27	0.04...0.12
BZX55B39	39	38.22...39.78	2.5	90	500	0.5	0.1	5	30	0.04...0.12
BZX55B43	43	42.14...43.86	2.5	90	500	0.5	0.1	5	33	0.04...0.12
BZX55B47	47	46.06...47.94	2.5	110	600	0.5	0.1	5	36	0.04...0.12
BZX55B51	51	49.98...52.02	2.5	125	700	0.5	0.1	10	39	0.04...0.12
BZX55B56	56	54.88...57.12	2.5	135	700	0.5	0.1	10	43	0.04...0.12
BZX55B62	62	60.76...63.24	2.5	150	1000	0.5	0.1	10	47	0.04...0.12
BZX55B68	68	66.64...69.36	2.5	200	1000	0.5	0.1	10	51	0.04...0.12
BZX55B75	75	73.5...76.5	2.5	250	1000	0.5	0.1	10	56	0.04...0.12

Note:

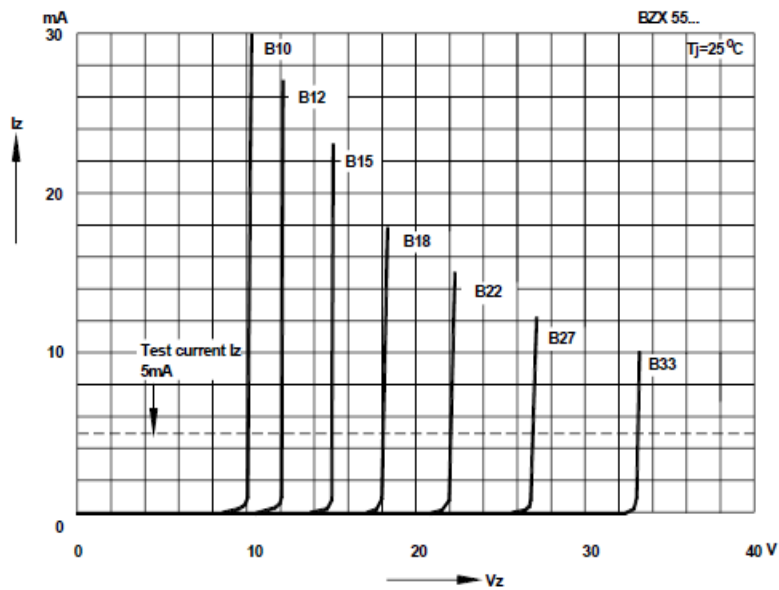
1) Tested with pulses t<sub>p</sub> = 20 ms.

### Ratings and Characteristic Curves

Breakdown characteristics  
 $T_J = \text{constant (pulsed)}$



Breakdown characteristics  
 $T_J = \text{constant (pulsed)}$





## BZX55B Series Silicon Planar Zener Diodes

### Ordering Information

Part No.	Package	Packing Code	Packing
BZX55B Series	DO-35	A50	5000pcs/Ammo

### Disclaimer

Specifications of the products displayed herein are subject to change without notice. JGD or anyone on its behalf, assumes no responsibility or liability for any errors or inaccuracies.

Information contained herein is intended to provide a product description only. No license, express or implied, to any intellectual property rights is granted by this document. Except as provided in JGD's terms and conditions of sale for such products, JGD assumes no liability whatsoever, and disclaims any express or implied warranty, relating to sale and/or use of JGD products including liability or warranties relating to fitness for a particular purpose, merchantability, or infringement of any patent, copyright, or other intellectual property right.

The products shown herein are not designed for use in medical, life-saving, or life-sustaining applications. Customers using or selling these products for use in such applications do so at their own risk and agree to fully indemnify JGD for any damages resulting from such improper use or sale.