



DC COMPONENTS CO., LTD.

RECTIFIER SPECIALISTS

BZX584C2V4
THRU
BZX584C51

TECHNICAL SPECIFICATIONS OF SURFACE MOUNT ZENER DIODES

FEATURES

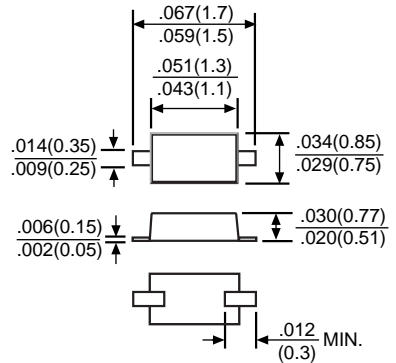
- * Voltage Range: 2.4V to 51V
- * Ideally Suited for Automated Assembly Process
- * 200mW Power Dissipation

MECHANICAL DATA

- * Case: Molded plastic
- * Terminals: Solder plated, solderable per MIL-STD-202E, Method 208 guaranteed
- * Polarity: See Diagram
- * Mounting position: Any
- * Weight: 0.002 grams



SOD-523



Dimensions in inches and (millimeters)

MAXIMUM RATINGS AND ELECTRICAL CHARACTERISTICS
Ratings at 25°C ambient temperature unless otherwise specified.
Single phase, half wave, 60 Hz, resistive or inductive load.
For capacitive load, derate current by 20%.

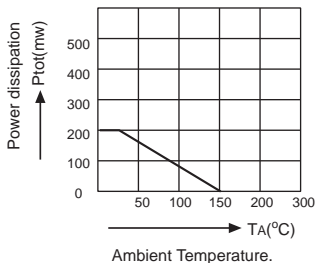
	SYMBOL	VALUE	UNITS
Zener Current see Table "Characteristics"			
Maximum Power Dissipation @TA=25°C	Ptot	200	mW
Typical Thermal Resistance	ReJA	680	°C/W
Operating and Storage Temperature	TJ, Tstg	-55 to +150	°C

RATING AND CHARACTERISTIC CURVES (BZX584C SERIES)

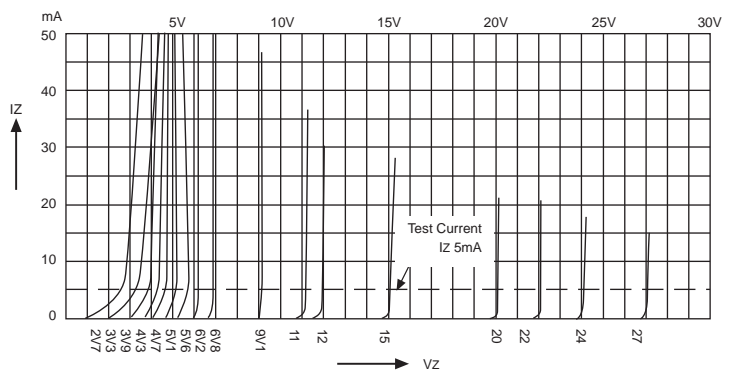
TYPE	Nominal Zener Voltage V_Z @ I_{ZT}		Zener Test Current I_{ZT} mA	Maximum Zener Impedance			Maximum Reverse Leakage Current	
				Z_{ZT} @ I_{ZT}	Z_{ZK} @ I_{ZK}	I_{ZK}	I_R @ V_R	
	Min	Max		Ohms	Ohms	mA	μ A	Volts
BZX584C2V4	2.2	2.6	5	100	600	1	50	1.0
BZX584C2V7	2.5	2.9	5	100	600	1	20	1.0
BZX584C3V0	2.8	3.2	5	95	600	1	10	1.0
BZX584C3V3	3.1	3.5	5	95	600	1	5	1.0
BZX584C3V6	3.4	3.8	5	90	600	1	5	1.0
BZX584C3V9	3.7	4.1	5	90	600	1	3	1.0
BZX584C4V3	4.0	4.6	5	90	600	1	3	1.0
BZX584C4V7	4.4	5.0	5	80	500	1	3	2.0
BZX584C5V1	4.8	5.4	5	60	480	1	2	2.0
BZX584C5V6	5.2	6.0	5	40	400	1	1	2.0
BZX584C6V2	5.8	6.6	5	10	150	1	3	4.0
BZX584C6V8	6.4	7.2	5	15	80	1	2	4.0
BZX584C7V5	7.0	7.9	5	15	80	1	1	5.0
BZX584C8V2	7.7	8.7	5	15	80	1	0.7	5.0
BZX584C9V1	8.5	9.6	5	15	100	1	0.5	6.0
BZX584C10	9.4	10.6	5	20	150	1	0.2	7.0
BZX584C11	10.4	11.6	5	20	150	1	0.1	8.0
BZX584C12	11.4	12.7	5	25	150	1	0.1	8.0
BZX584C13	12.4	14.1	5	30	170	1	0.1	8.0
BZX584C15	13.6	15.6	5	30	200	1	0.1	10.5
BZX584C16	15.3	17.1	5	40	200	1	0.1	11.2
BZX584C18	16.8	19.1	5	45	225	1	0.1	12.6
BZX584C20	18.8	21.2	5	55	225	1	0.1	14.0
BZX584C22	20.8	23.3	5	55	250	1	0.1	15.4
BZX584C24	22.8	25.6	5	70	250	1	0.1	16.8
BZX584C27	25.1	28.9	2	80	300	0.5	0.1	18.9
BZX584C30	28.0	32.0	2	80	300	0.5	0.1	21.0
BZX584C33	31.0	35.0	2	80	325	0.5	0.1	23.1
BZX584C36	34.0	38.0	2	90	350	0.5	0.1	25.2
BZX584C39	37.0	41.0	2	130	350	0.5	0.1	27.3
BZX584C43	40.0	46.0	2	150	375	0.5	0.1	30.1
BZX584C47	44.0	50.0	2	170	375	0.5	0.1	32.9
BZX584C51	48.0	54.0	2	180	400	0.5	0.1	35.7

NOTE: Standard Zener Voltage Tolerance $\pm 5\%$

changes in the power dissipation due to the ambient temperature.



Breakdown characteristics BZX584-SERIES



Disclaimer

Any Customer or user of this document or products described herein in such applications shall assume all risks of such use and will agree to hold *DC COMPONENTS* harmless against all damages.

DC COMPONENTS disclaims any and all liability arising out of the application or use of any product, including consequential or incidental damages. It is the customer's responsibility to validate that a particular product with the properties described in the product specification is suitable for use in a particular application.

DC COMPONENTS reserve the right to make modifications, enhancements, improvements, corrections or other changes without further notice to this document and any product described herein, and disclaim any and all liability for any errors, inaccuracies or incompleteness contained in any datasheet or in any other disclosure relating to any product.

Unless otherwise in writing, *DC COMPONENTS* products are intended for use as general electronic components in standard applications (eg: Consumer electronic, Computer equipment, Office equipment, etc.), and not recommended for use in a high specific application where a failure or malfunction of the device could result in human injury or death (eg: Aerospace equipment, Submarine cables, Combustion equipment, Safety devices, Life support systems, etc.)

Customers using or selling *DC COMPONENTS* products not expressly indicated for use in such applications do so at their own risk. If customer intended to use *DC COMPONENTS* standard quality grade devices for applications not envisioned by *DC COMPONENTS*, please contact our sales representatives in advance.



DC COMPONENTS CO., LTD.