



BZX584C2V4~BZX584C75

SURFACE MOUNT SILICON ZENER DIODES

VOLTAGE 2.4 to 75 Volts **POWER** 200 mWatts

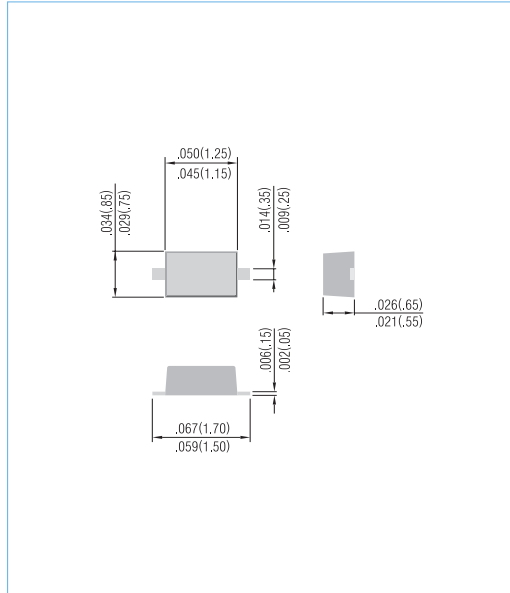
SOD-523 Unit: inch (mm)

FEATURES

- Planar Die construction
- 200mW Power Dissipation
- Zener Voltages from 2.4~75V
- Ideally Suited for Automated Assembly Processes
- Pb free product : 99% Sn above can meet RoHS environment substance diective request

MECHANICAL DATA

- Case: SOD-523, Plastic
- Terminals: Solderable per MIL-STD-750, Method 2026
- Standard packaging : 8mm tape
- Weight : approximately 0.002



MAXIMUM RATINGS

Parameter	Symbol	Value	Units
Power Dissipation @ $T_A = 25^\circ\text{C}$ (Note A)	P_D	200	mW
Operating Junction and Storage Temperature Range	T_J	-55 to +150	$^\circ\text{C}$

NOTES:

A. Mounted on 5.0mm^2 (.013mm thick) land areas.



BZX584C2V4~BZX584C75

ELECTRICAL CHARACTERISTICS

Part Number	Nominal Zener Voltage			Max. Zener Impedance				Max Reverse Leakage Current		Marking Code	Package
	V _Z @ I _{ZT}			Z _{ZT} @ I _{ZT}		Z _{ZK} @ I _{ZK}		I _R @ V _R			
	Nom. V	Min. V	Max. V	Ω	mA	Ω	mA	uA	V		
BZX584C2V4	2.4	2.28	2.52	100	5.0	600	1.00	50	1.0	W1	SOD-523
BZX584C2V7	2.7	2.57	2.84	100	5.0	600	1.00	20	1.0	W2	SOD-523
BZX584C3V0	3	2.85	3.15	95	5.0	600	1.00	10	1.0	W3	SOD-523
BZX584C3V3	3.3	3.14	3.47	95	5.0	600	1.00	5.0	1.0	W4	SOD-523
BZX584C3V6	3.6	3.42	3.78	90	5.0	600	1.00	5.0	1.0	W5	SOD-523
BZX584C3V9	3.9	3.71	4.10	90	5.0	600	1.00	3.0	1.0	W6	SOD-523
BZX584C4V3	4.3	4.09	4.52	90	5.0	600	1.00	3.0	1.0	W7	SOD-523
BZX584C4V7	4.7	4.47	4.94	80	5.0	500	1.00	3.0	2.0	W8	SOD-523
BZX584C5V1	5.1	4.85	5.36	60	5.0	480	1.00	2.0	2.0	W9	SOD-523
BZX584C5V6	5.6	5.32	5.88	40	5.0	400	1.00	1.0	2.0	WA	SOD-523
BZX584C6V2	6.2	5.89	6.51	10	5.0	150	1.00	3.0	4.0	WB	SOD-523
BZX584C6V8	6.8	6.46	7.14	15	5.0	80	1.00	2.0	4.0	WC	SOD-523
BZX584C7V5	7.5	7.13	7.88	15	5.0	80	1.00	1.0	5.0	WD	SOD-523
BZX584C8V2	8.2	7.79	8.61	15	5.0	80	1.00	0.7	5.0	WE	SOD-523
BZX584C9V1	9.1	8.65	9.56	15	5.0	100	1.00	0.5	6.0	WF	SOD-523
BZX584C10	10	9.50	10.50	20	5.0	150	1.00	0.2	7.0	WG	SOD-523
BZX584C11	11	10.45	11.55	20	5.0	150	1.00	0.1	8.0	WH	SOD-523
BZX584C12	12	11.40	12.60	25	5.0	150	1.00	0.1	8.0	WI	SOD-523
BZX584C13	13	12.35	13.65	30	5.0	170	1.00	0.1	8.0	WK	SOD-523
BZX584C14	14	13.30	14.70	30	5.0	170	1.00	0.1	10.00	WJ	SOD-523
BZX584C15	15	14.25	15.75	30	5.0	200	1.00	0.1	10.50	WL	SOD-523
BZX584C16	16	15.20	16.80	40	5.0	200	1.00	0.1	11.20	WM	SOD-523
BZX584C17	17	16.15	17.85	40	5.0	200	1.00	0.1	12.20	17C	SOD-523
BZX584C18	18	17.10	18.90	45	5.0	225	1.00	0.1	12.60	WN	SOD-523
BZX584C20	20	19.00	21.00	55	5.0	225	1.00	0.1	14.00	WO	SOD-523
BZX584C22	22	20.90	23.10	55	5.0	250	1.00	0.1	15.40	WP	SOD-523
BZX584C24	24	22.80	25.20	70	5.0	250	1.00	0.1	16.80	WR	SOD-523
BZX584C27	27	25.65	28.35	80	5.0	300	1.00	0.1	18.90	WS	SOD-523
BZX584C28	28	26.60	29.40	80	5.0	300	1.00	0.1	20.50	28C	SOD-523
BZX584C30	30	28.50	31.50	80	5.0	300	1.00	0.1	21.00	WT	SOD-523
BZX584C33	33	31.35	34.65	80	5.0	325	1.00	0.1	23.10	WU	SOD-523
BZX584C36	36	34.20	37.80	90	5.0	350	1.00	0.1	25.20	WW	SOD-523
BZX584C39	39	37.05	40.95	130	5.0	350	1.00	0.1	27.30	WX	SOD-523
BZX584C43	43	40.85	45.15	150	5.0	375	1.00	0.1	30.10	WY	SOD-523
BZX584C47	47	44.65	49.35	170	5.0	375	1.00	0.1	32.90	WZ	SOD-523
BZX584C51	51	48.45	53.55	100	5.0	400	1.00	0.1	38.00	XA	SOD-523
BZX584C56	56	53.20	58.80	135	2.5	1000	1.00	0.1	42.00	X2	SOD-523
BZX584C62	62	58.90	65.10	150	2.5	1000	1.00	0.1	46.00	X3	SOD-523
BZX584C68	68	64.60	71.40	200	2.5	1000	1.00	0.1	51.00	X4	SOD-523
BZX584C75	75	71.25	78.75	250	2.5	1000	1.00	0.1	56.00	X5	SOD-523



BZX584C2V4~BZX584C75

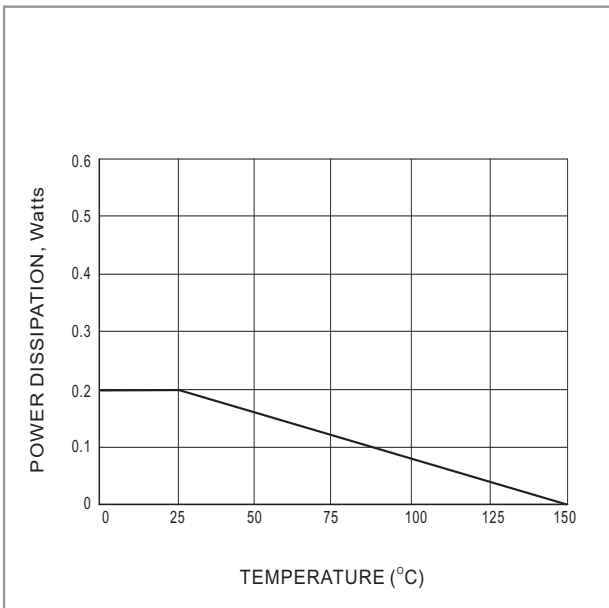


Fig.1 STEADY STATE POWER DERATING

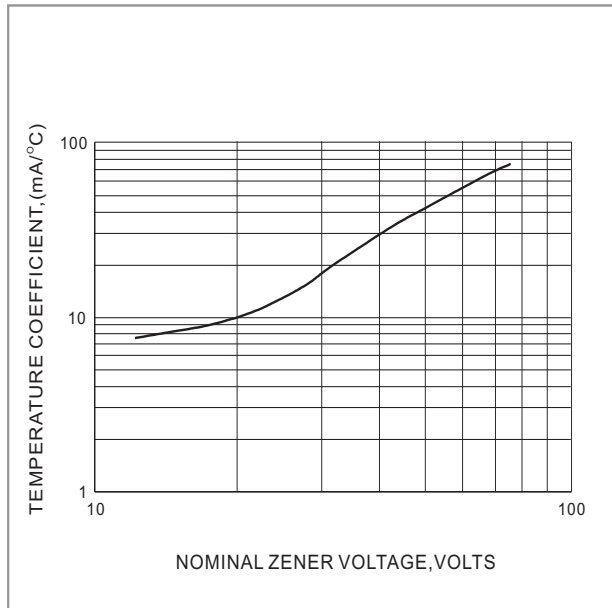


Fig.2 TEMPERATURE COEFFICIENTS

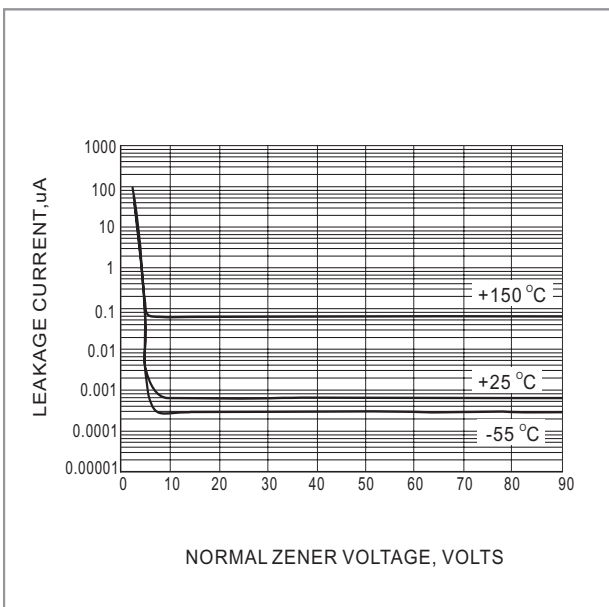


Fig.3 TYPICAL LEAKAGE CURRENT

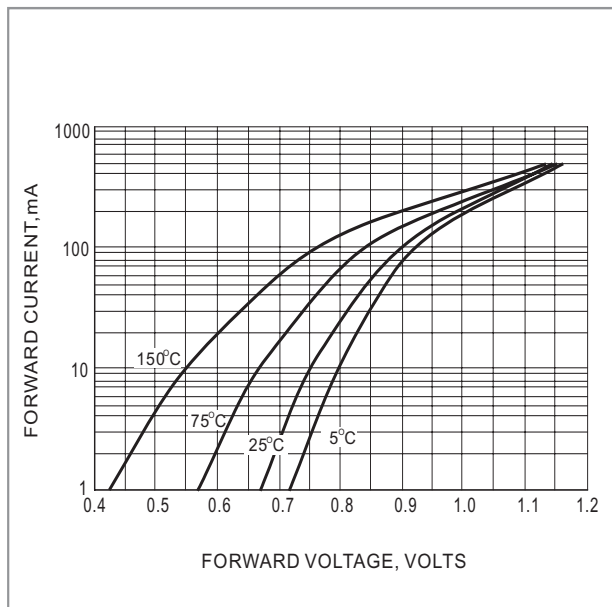
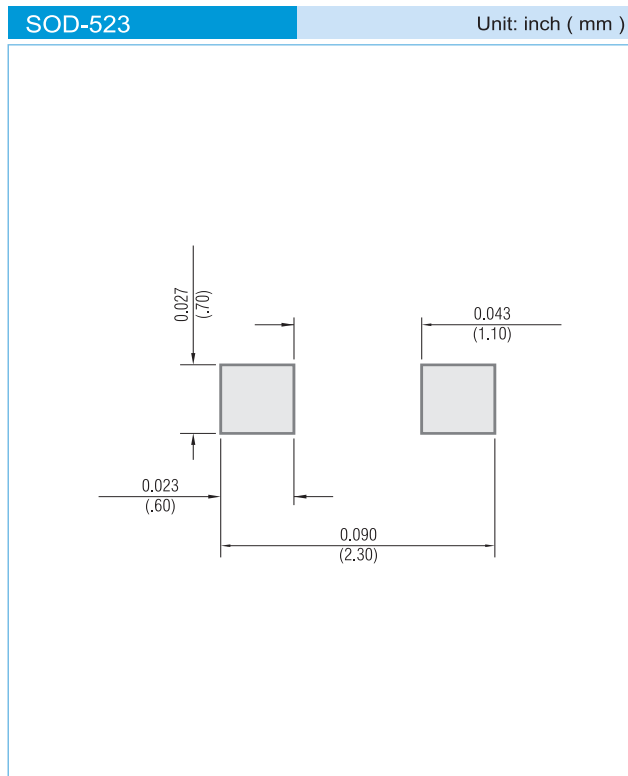


Fig.4 TYPICAL FORWARD VOLTAGE



BZX584C2V4~BZX584C75

MOUNTING PAD LAYOUT



ORDER INFORMATION

- Packing information
 - T/R - 12K per 13" plastic Reel
 - T/R - 5K per 7" plastic Reel

LEGAL STATEMENT

Copyright PanJit International, Inc 2005

The information presented in this document is believed to be accurate and reliable. The specifications and information herein are subject to change without notice. Pan Jit makes no warranty, representation or guarantee regarding the suitability of its products for any particular purpose. Pan Jit products are not authorized for use in life support devices or systems. Pan Jit does not convey any license under its patent rights or rights of others.