



# BZX784B5V6

## SURFACE MOUNT SILICON ZENER DIODES

### FEATURES

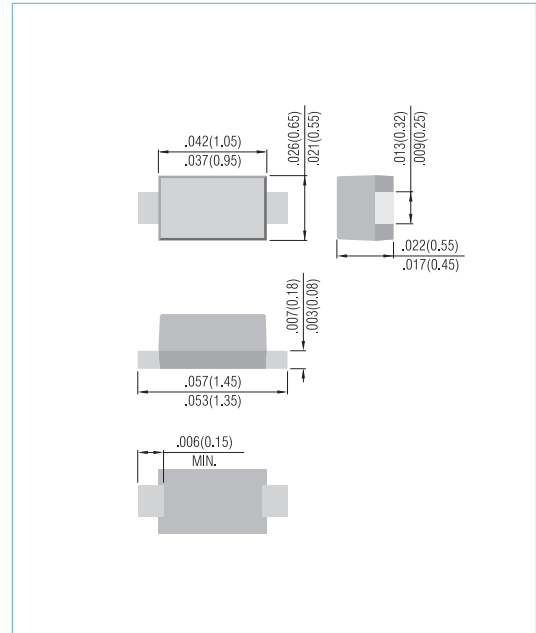
- Planar Die construction
- 200mW Power Dissipation
- Ideally Suited for Automated Assembly Processes
- In compliance with EU RoHS 2002/95/EC directives

### MECHANICAL DATA

- Case: SOD-723, Molded Plastic
- Terminals: Solderable per MIL-STD-750, Method 2026
- Polarity: See Diagram Below
- Approx. Weight: 0.00077 gram
- Mounting Position: Any

SOD-723

Unit: inch ( mm )



## MAXIMUM RATINGS AND ELECTRICAL CHARACTERISTICS

Parameter	Symbol	Value	Units
Maximum Power Dissipation (Notes A) at 25°C	$P_D$	200	mW
Operating Junction and Storage Temperature Range	$T_J$	-55 to +150	°C

## ELECTRICAL CHARACTERISTICS

Part Number	Nominal Zener Voltage			Max. Zener Impedance				Max. Reverse Leakage Current		Marking Code
	$V_Z @ I_{ZT}$			$Z_{ZT} @ I_{ZT}$		$Z_{ZK} @ I_{ZK}$		$I_R @ V_R$		
	Nom. V	Min. V	Max. V	$\Omega$	mA	$\Omega$	mA	$\mu A$	V	
BZX784B5V6	5.6	5.49	5.71	40	5.0	400	1.00	1.0	2.0	WA

### NOTES:

A. Mounted on 5.0mm<sup>2</sup>(.013mm thick) land areas.



# BZX784B5V6

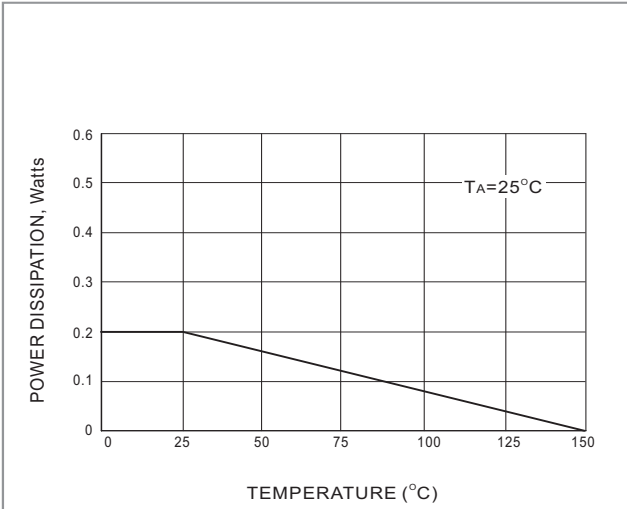


Fig.1 STEADY STATE POWER DERATING

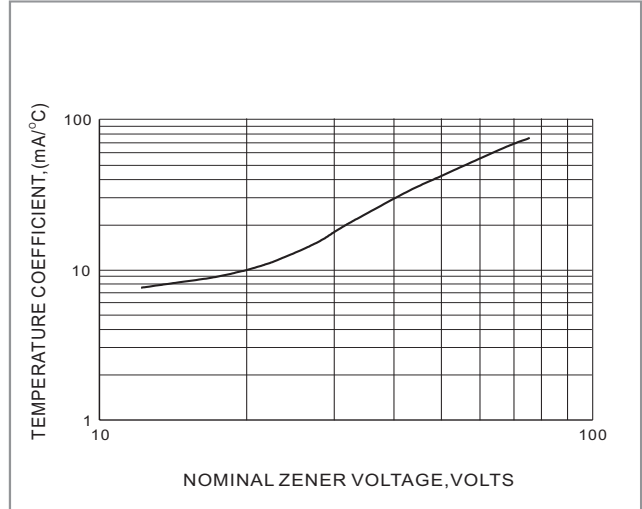


Fig.2 TEMPERATURE COEFFICIENTS

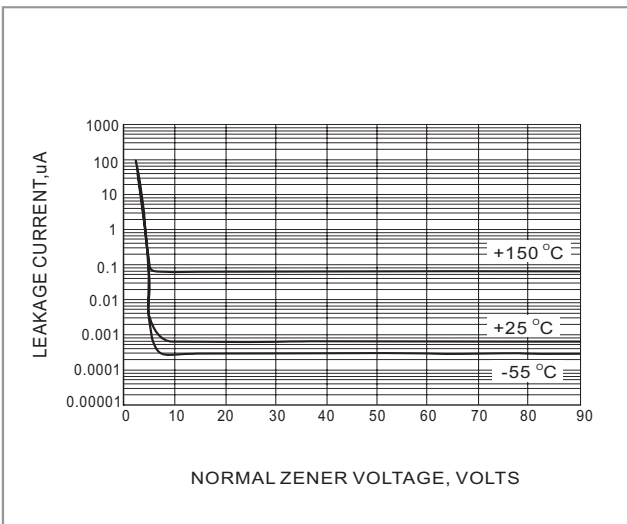


Fig.3 TYPICAL LEAKAGE CURRENT

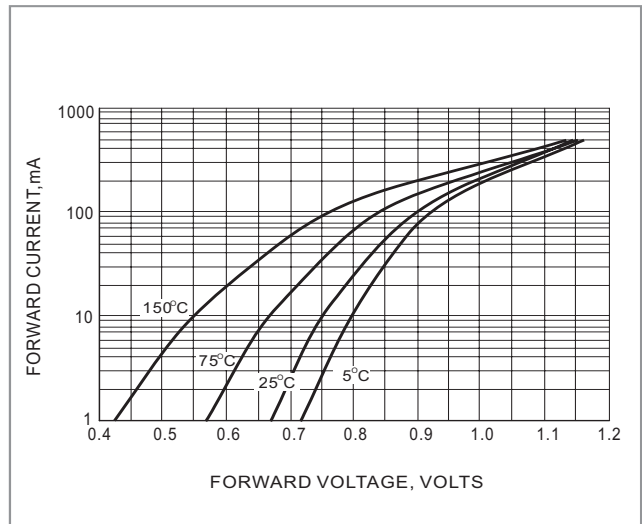


Fig.4 TYPICAL FORWARD VOLTAGE

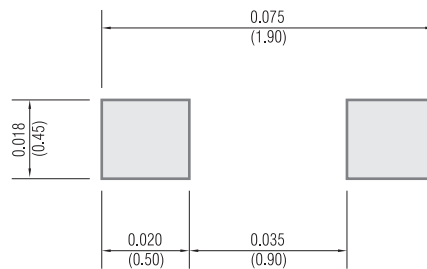


# BZX784B5V6

## MOUNTING PAD LAYOUT

SOD-723

Unit: inch ( mm )



## ORDER INFORMATION

- Packing information

T/R - 8K per 7" plastic Reel

## LEGAL STATEMENT

### Copyright PanJit International, Inc 2009

The information presented in this document is believed to be accurate and reliable. The specifications and information herein are subject to change without notice. Pan Jit makes no warranty, representation or guarantee regarding the suitability of its products for any particular purpose. Pan Jit products are not authorized for use in life support devices or systems. Pan Jit does not convey any license under its patent rights or rights of others.