

BZX784C2V4~BZX784C39

ZENER DIODES

VOLTAGE 2.4 to 43 Volt **POWER** 0.15 Watt

SOD-723

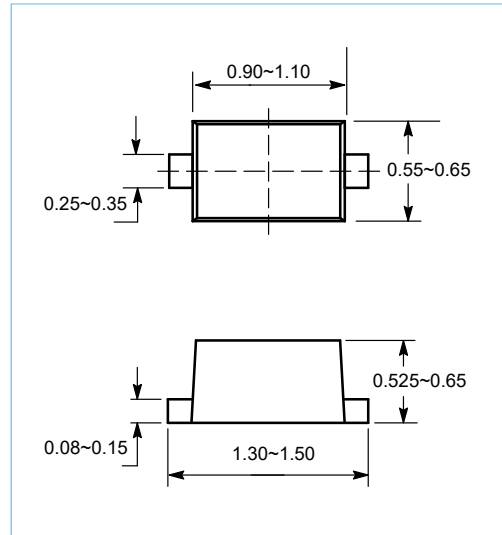
Unit:mm

FEATURES

- Planar Die Construction
- 150mW Power Dissipation
- General Purpose, Medium Current
- Lead free in compliance with EU RoHS

MECHANICAL DATA

- Case Material: Molded Plastic.
- UL Flammability Classification Rating 94V-0



MAXIMUM RATINGS AND ELECTRICAL CHARACTERISTICS

Ratings at 25°C ambient temperature unless otherwise specified.

Characteristic	Symbol	Value	Unit
Forward Voltage @ $I_F = 10\text{mA}$	V_F	0.9	V
Power Dissipation(Note 1)	P_d	150	mW
Thermal Resistance from Junction to Ambient	$R_{\theta JA}$	833	°C/W
Junction Temperature	T_j	150	°C
Storage Temperature Range	T_{stg}	-55~+150	°C

NOTES :

- 1.Part mounted on FR-4 PC board with recommended pad layout

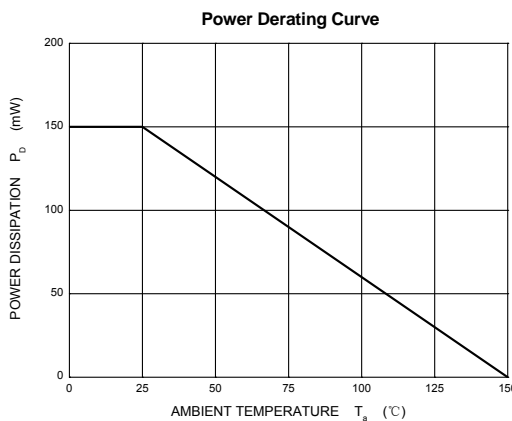
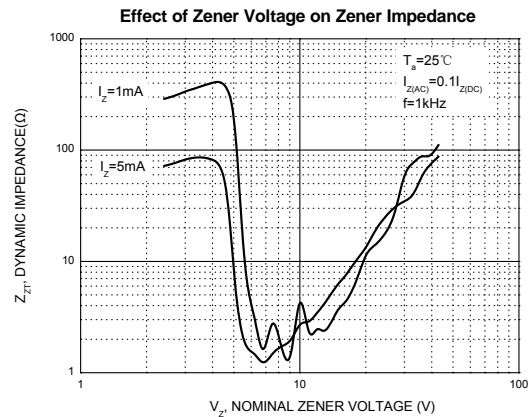
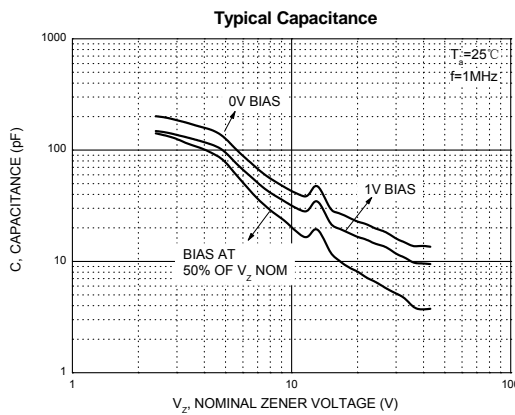
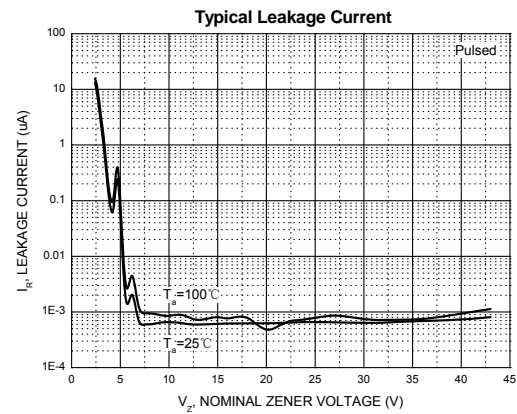
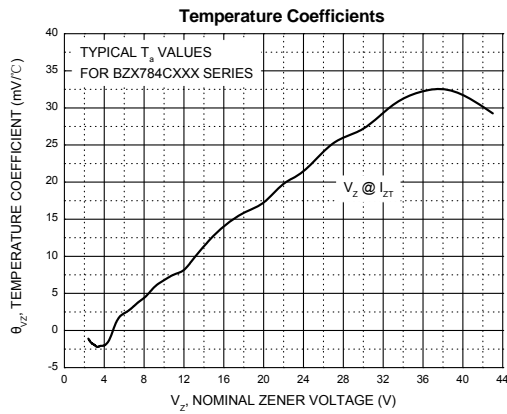
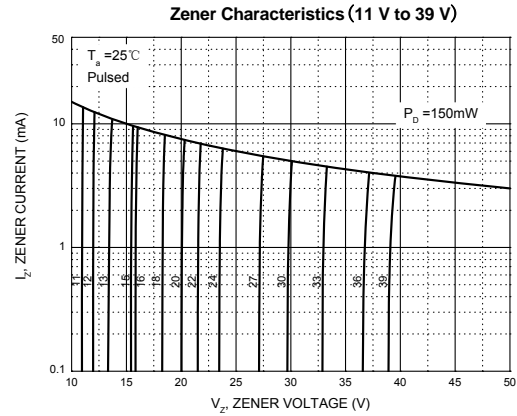
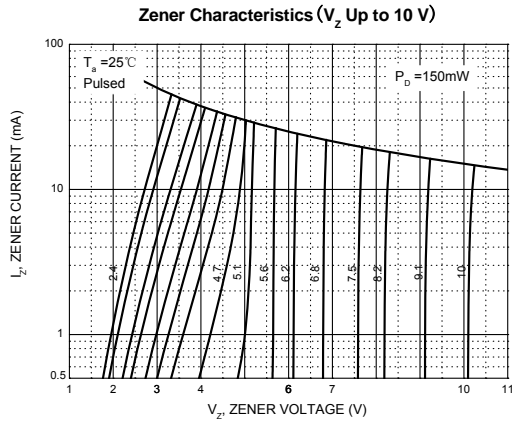
BZX784C2V4~BZX784C39

ELECTRICAL CHARACTERISTICS @25°C

Type Number	Type Code	Zener Voltage Range (Note 2)				Maximum Zener Impedance (Note 3)			Maximum Reverse Current		Typical temperature coefficient @ I _{ZT} mV/°C	
		V _Z @I _{ZT}			I _{ZT}	Z _{ZT} @I _{ZT}	Z _{ZK} @I _{ZK}		I _R	V _R	Min	Max
		Nom(V)	Min(V)	Max(V)	(mA)	(Ω)	(mA)	(μA)	(V)			
BZX784C2V4	Z1	2.4	2.20	2.60	5	100	600	1.0	50	1.0	-3.5	0
BZX784C2V7	Z2	2.7	2.5	2.9	5	100	600	1.0	20	1.0	-3.5	0
BZX784C3V0	Z3	3.0	2.8	3.2	5	95	600	1.0	10	1.0	-3.5	0
BZX784C3V3	Z4	3.3	3.1	3.5	5	95	600	1.0	5	1.0	-3.5	0
BZX784C3V6	Z5	3.6	3.4	3.8	5	90	600	1.0	5	1.0	-3.5	0
BZX784C3V9	Z6	3.9	3.7	4.1	5	90	600	1.0	3	1.0	-3.5	0
BZX784C4V3	Z7	4.3	4.0	4.6	5	90	600	1.0	3	1.0	-3.5	0
BZX784C4V7	X1	4.7	4.4	5.0	5	80	500	1.0	3	2.0	-3.5	0.2
BZX784C5V1	X2	5.1	4.8	5.4	5	60	480	1.0	2	2.0	-2.7	1.2
BZX784C5V6	X3	5.6	5.2	6.0	5	40	400	1.0	1	2.0	-2.0	2.5
BZX784C6V2	X4	6.2	5.8	6.6	5	10	150	1.0	3	4.0	0.4	3.7
BZX784C6V8	X5	6.8	6.4	7.2	5	15	80	1.0	2	4.0	1.2	4.5
BZX784C7V5	X6	7.5	7.0	7.9	5	15	80	1.0	1	5.0	2.5	5.3
BZX784C8V2	X7	8.2	7.7	8.7	5	15	80	1.0	0.7	5.0	3.2	6.2
BZX784C9V1	X8	9.1	8.5	9.6	5	15	100	1.0	0.5	6.0	3.8	7.0
BZX784C10	X9	10	9.4	10.6	5	20	150	1.0	0.2	7.0	4.5	8.0
BZX784C11	W1	11	10.4	11.6	5	20	150	1.0	0.1	8.0	5.4	9.0
BZX784C12	W2	12	11.4	12.7	5	25	150	1.0	0.1	8.0	6.0	10.0
BZX784C13	W3	13	12.4	14.1	5	30	170	1.0	0.1	8.0	7.0	11.0
BZX784C15	W4	15	13.8	15.6	5	30	200	1.0	0.1	10.5	9.2	13.0
BZX784C16	W5	16	15.3	17.1	5	40	200	1.0	0.1	11.2	10.4	14.0
BZX784C18	W6	18	16.8	19.1	5	45	225	1.0	0.1	12.6	12.4	16.0
BZX784C20	W7	20	18.8	21.2	5	55	225	1.0	0.1	14.0	14.4	18.0
BZX784C22	W8	22	20.8	23.3	5	55	250	1.0	0.1	15.4	16.4	20.0
BZX784C24	W9	24	22.8	25.6	5	70	250	1.0	0.1	16.8	18.4	22.0
BZX784C27	Y1	27	25.1	28.9	2	80	300	0.5	0.1	18.9	21.4	25.3
BZX784C30	Y2	30	28.0	32.0	2	80	300	0.5	0.1	21.0	24.4	29.4
BZX784C33	Y3	33	31.0	35.0	2	80	325	0.5	0.1	23.1	27.4	33.4
BZX784C36	Y4	36	34.0	38.0	2	90	350	0.5	0.1	25.2	30.4	37.4
BZX784C39	Y5	39	37.0	41.0	2	130	350	0.5	0.1	27.3	33.4	41.2

BZX784C2V4~BZX784C39

RATING AND CHARACTERISTIC CURVES

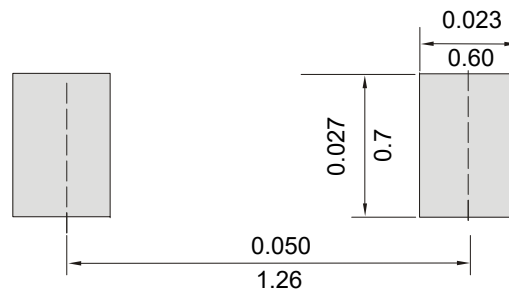


BZX784C2V4~BZX784C39

MOUNTING PAD LAYOUT

SOD-723

Unit:Inch(mm)



ORDER INFORMATION

- Packing information

Part Number	Case	Reel Size	QUANTITY
BZX784C2V4~BZX784C39	SOD-723	7 Inch	8000