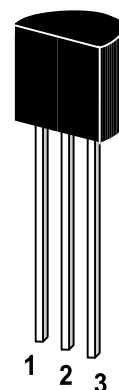


ST 2SC2458

NPN Silicon Epitaxial Planar Transistor
for switching and AF amplifier applications.

The transistor is subdivided into four groups, O, Y, G
and L, according to its DC current gain.

On special request, these transistors can be
manufactured in different pin configurations.

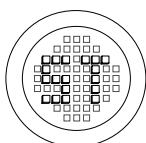


1. Emitter 2. Collector 3. Base
TO-92 Plastic Package
Weight approx. 0.19g

Absolute Maximum Ratings ($T_a=25\text{ }^{\circ}\text{C}$)

	Symbol	Value	Unit
Collector Base Voltage	V_{CBO}	50	V
Collector Emitter Voltage	V_{CEO}	50	V
Emitter Base Voltage	V_{EBO}	5	V
Collector Current	I_C	150	mA
Base Current	I_B	50	mA
Power Dissipation	P_{tot}	200	mW
Junction Temperature	T_j	125	$^{\circ}\text{C}$
Storage Temperature Range	T_s	-55 to +125	$^{\circ}\text{C}$

G S P FORM A IS AVAILABLE



®

РАДИОТЕХ-ТРЕЙД

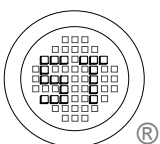
Тел.: (495) 795-0805
Факс: (495) 234-1603
Эл. почта: info@rct.ru
Веб: www.rct.ru

ST 2SC2458

Characteristics at $T_{amb}=25^{\circ}\text{C}$


	Symbol	Min.	Typ.	Max.	Unit	
DC Current Gain at $V_{CE}=6\text{V}$, $I_C=2\text{mA}$ Current Gain Group	O	h_{FE}	70	-	140	-
	Y	h_{FE}	120	-	240	-
	G	h_{FE}	200	-	400	-
	L	h_{FE}	350	-	700	-
Collector Cutoff Current at $V_{CB}=50\text{V}$	I_{CBO}	-	-	0.1	μA	
Emitter Cutoff Current at $V_{EB}=5\text{V}$	I_{EBO}	-	-	0.1	μA	
Collector Emitter Saturation Voltage at $I_C=100\text{mA}$, $I_B=10\text{mA}$	$V_{CE(sat)}$	-	0.10	0.25	V	
Transition Frequency at $V_{CE}=10\text{V}$, $I_C=1\text{mA}$	f_T	80	-	-	MHz	
Noise Figure at $V_{CE}=6\text{V}$, $I_C=0.1\text{mA}$, $f=1\text{KHz}$, $R_g=10\text{K}\Omega$	NF	-	1.0	10	dB	
Collector Output Capacitance at $V_{CB}=10\text{V}$, $f=1\text{MHz}$	C_{OB}	-	2.0	3.5	pF	

G S P FORM A IS AVAILABLE



SEMTECH ELECTRONICS LTD.

(Subsidiary of Semtech International Holdings Limited, a company listed on the Hong Kong Stock Exchange, Stock Code: 724)



Dated : 25/12/2002