

### Main Product Characteristics

$I_{F(AV)}$	2A
$V_{RRM}$	40V
$T_J$	150°C
$V_{F(Typ)}$	0.365V

### Features

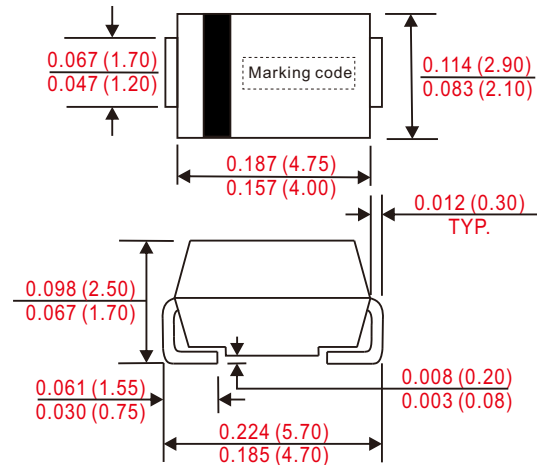
- Low forward voltage drop.
- Excellent high temperature stability.
- Fast switching capability.
- Lead free in compliance with EU RoHS.

### Mechanical data

- Epoxy: UL94-V0 rated flame retardant
- Case : Molded plastic, DO-214AC / SMA
- Terminals : Solder plated, solderable per MIL-STD-750, Method 2026
- Polarity : Indicated by cathode band
- Weight : 0.002 ounce, 0.055 gram

### Outline

SMA(DO-214AC)



Dimensions in inches and (millimeters)

### Maximum ratings and electrical characteristics

Rating at 25°C ambient temperature unless otherwise specified.

### Circuit Diagram



Parameter	Conditions	Symbol	C24AG	UNIT
Working peak reverse voltage		$V_{RWM}$	40	V
Forward rectified current		$I_O$	2	A
Forward surge current	8.3ms single half sine-wave superimposed on rate load (JEDEC method)	$I_{FSM}$	30	A
Peak repetitive reverse surge current	2us - 1kHz	$I_{RRM}$	1	A
Typical Thermal resistance	Junction to case	$R_{BJC}$	25	°C/W
	Junction to ambient	$R_{BJA}$	70	
Storage temperature		$T_{STG}$	-55 ~ +150	°C
Operating Junction temperature		$T_J$	-55 ~ +150	°C

Parameter	Conditions	Symbol	MIN.	TYP.	MAX.	UNIT
Forward voltage drop	$I_F = 2A, T_J = 25^\circ C$	$V_F$		440	500	mV
	$I_F = 2A, T_J = 125^\circ C$			365		
Reverse current	$V_R = 40V, T_J = 25^\circ C$	$I_R$		0.02	0.1	mA
	$V_R = 40V, T_J = 125^\circ C$			7	30	
Reverse Breakdown Voltage	$I_R = 0.5mA, T_J = 25^\circ C$	$V_{BR}$	40			V

■ Rating and characteristic curves

Fig. 1 - Forward Characteristics

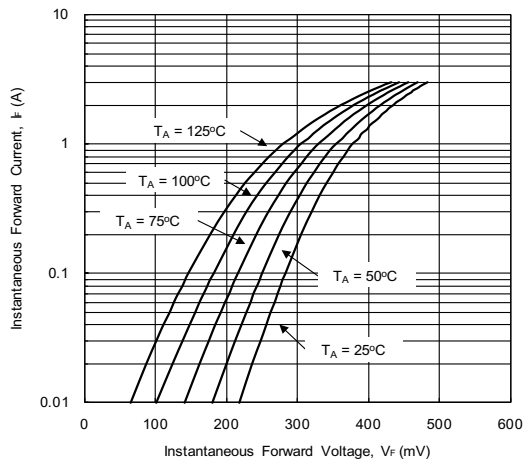


Fig. 2 - Reverse Characteristics

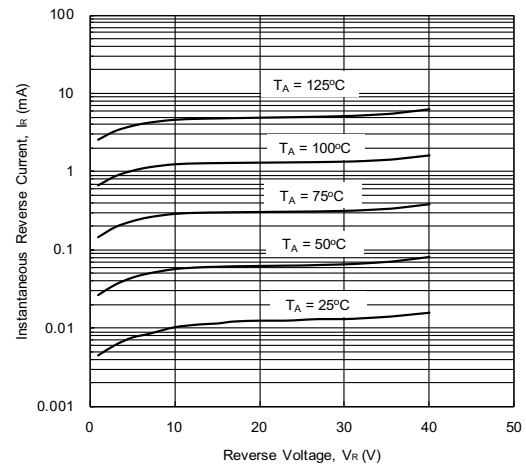


Fig. 3 - Forward Power Dissipation

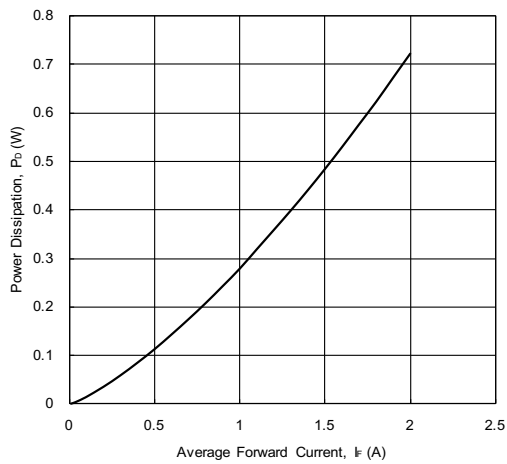


Fig. 4 - Forward Current Derating Curve

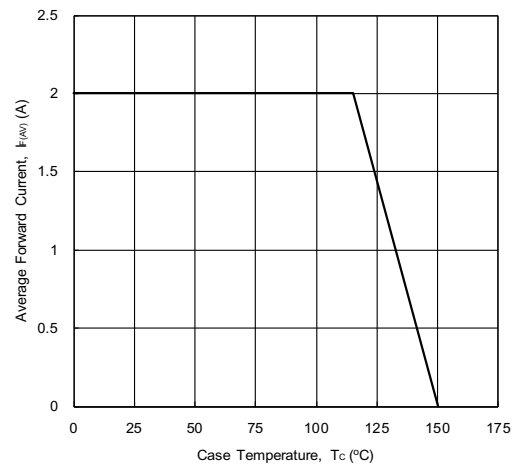
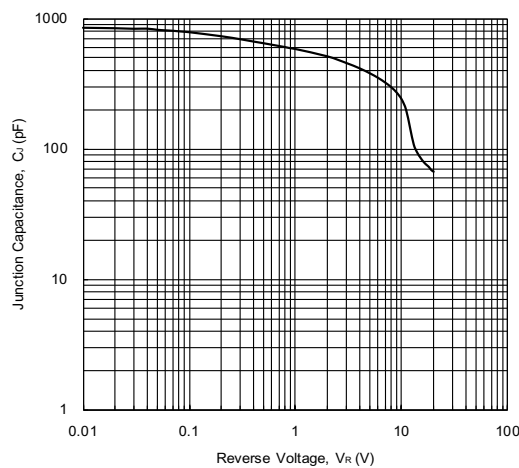


Fig. 5 - Junction Capacitance



■ Marking Information

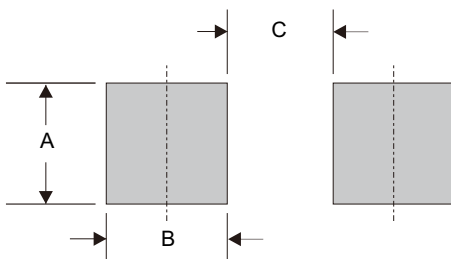


■ Ordering/Packing information

	Part number	Case	Q'TY/Reel (PCS)	Q'TY/Box (PCS)	Q'TY/Carton (PCS)
Halogen free	C24AG	SMA	5,000	10,000	50,000

Notes : 1. For packaging details please reference our website at <http://www.citcorp.com.tw/tchinese/products/index.php>

■ SMA foot print



A	B	C
0.068 (1.70)	0.104 (2.60)	0.060 (1.50)

Dimensions in inches and (millimeters)

- CITC reserves the right to make changes to this document and its products and specifications at any time without notice.
- Customers should obtain and confirm the latest product information and specifications before final design, purchase or use.
- CITC makes no warranty, representation or guarantee regarding the suitability of its products for any particular purpose, nor does CITC assume any liability for application assistance or customer product design.
- CITC does not warrant or accept any liability with products which are purchased or used for any unintended or unauthorized application.
- No license is granted by implication or otherwise under any intellectual property rights of CITC.
- CITC products are not authorized for use as critical components in life support devices or systems without express written approval of CITC.