

2SC2855, 2SC2856

Silicon NPN Epitaxial

RENESAS

ADE-208-1079 (Z)
1st. Edition
Mar. 2001

Application

- Low frequency low noise amplifier
- Complementary pair with 2SA1190 and 2SA1191

Outline

TO-92 (1)



1. Emitter
2. Collector
3. Base

2SC2855, 2SC2856

Absolute Maximum Ratings (Ta = 25°C)

Item	Symbol	2SC2855	2SC2856	Unit
Collector to base voltage	V_{CBO}	90	120	V
Collector to emitter voltage	V_{CEO}	90	120	V
Emitter to base voltage	V_{EBO}	5	5	V
Collector current	I_C	100	100	mA
Emitter current	I_E	-100	-100	mA
Collector power dissipation	P_C	400	400	mW
Junction temperature	Tj	150	150	°C
Storage temperature	Tstg	-55 to +150	-55 to +150	°C

Not recommended
for new design

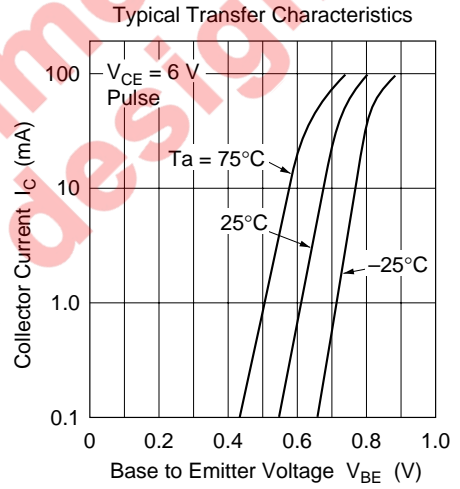
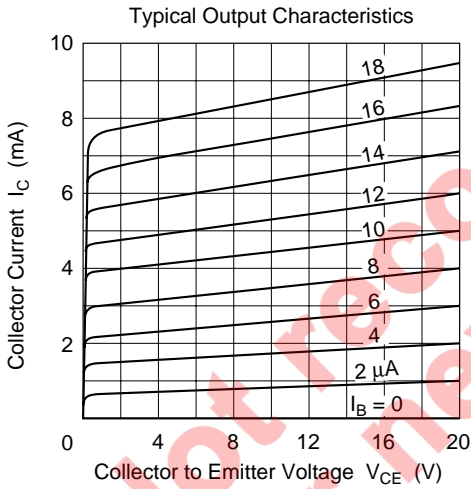
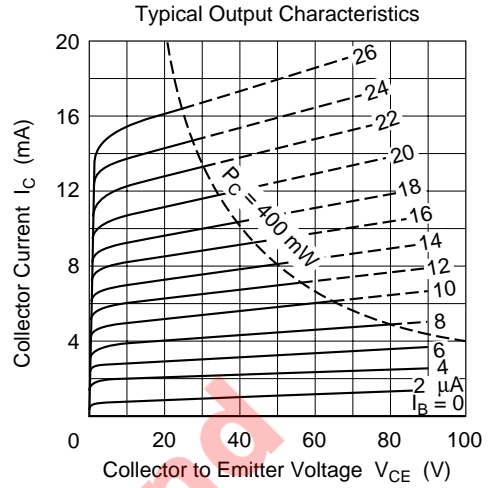
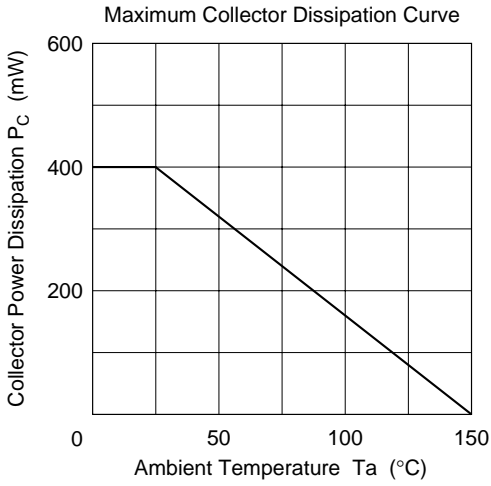
Electrical Characteristics (Ta = 25°C)

Item	Symbol	2SC2855			2SC2856			Unit	Test conditions
		Min	Typ	Max	Min	Typ	Max		
Collector to base breakdown voltage	$V_{(BR)CBO}$	90	—	—	120	—	—	V	$I_C = 10 \mu A, I_E = 0$
Collector to emitter breakdown voltage	$V_{(BR)CEO}$	90	—	—	120	—	—	V	$I_C = 1 \text{ mA}, R_{BE} =$
Emitter to base breakdown voltage	$V_{(BR)EBO}$	5	—	—	5	—	—	V	$I_E = 10 \mu A, I_C = 0$
Collector cutoff current	I_{CBO}	—	—	0.1	—	—	0.1	μA	$V_{CB} = 70 \text{ V}, I_E = 0$
Emitter cutoff current	I_{EBO}	—	—	0.1	—	—	0.1	μA	$V_{EB} = 2 \text{ V}, I_C = 0$
DC current transfer ratio	h_{FE}^{*1}	250	—	800	250	—	800		$V_{CE} = 12 \text{ V}, I_C = 2 \text{ mA}^{*2}$
Collector to emitter saturation voltage	$V_{CE(sat)}$	—	0.05	0.10	—	0.05	0.10	V	$I_C = 10 \text{ mA}, I_B = 1 \text{ mA}^{*2}$
Base to emitter saturation voltage	$V_{BE(sat)}$	—	0.7	1.0	—	0.7	1.0	V	
Gain bandwidth product	f_T	—	310	—	—	310	—	MHz	$V_{CE} = 6 \text{ V}, I_C = 10 \text{ mA}$
Collector output capacitance	C_{ob}	—	3	—	—	3	—	pF	$V_{CB} = 10 \text{ V}, I_E = 0,$ $f = 1 \text{ MHz}$
Noise figure	NF	—	0.15	1.5	—	0.15	1.5	dB	$V_{CE} = 6 \text{ V}, I_C = 0.1 \text{ mA},$ $R_g = 10 \text{ k}\Omega, f = 1 \text{ kHz}$
		—	0.2	2.0	—	0.2	2.0	dB	$V_{CE} = 6 \text{ V}, I_C = 0.1 \text{ mA},$ $R_g = 10 \text{ k}\Omega, f = 10 \text{ Hz}$
Noise voltage referred to input	e_n	—	0.7	—	—	0.7	—	nV/\sqrt{Hz}	$V_{CE} = 6 \text{ V}, I_C = 10 \text{ mA},$ $R_g = 0, f = 1 \text{ kHz}$

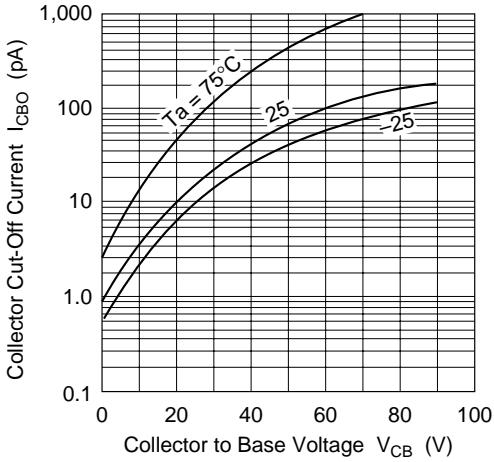
Notes: 1. The 2SC2855 and 2SC2856 are grouped by h_{FE} as follows.

2. Pulse test

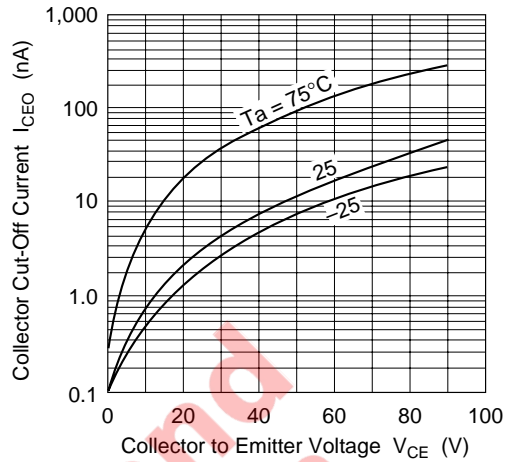
D	E
250 to 500	400 to 800



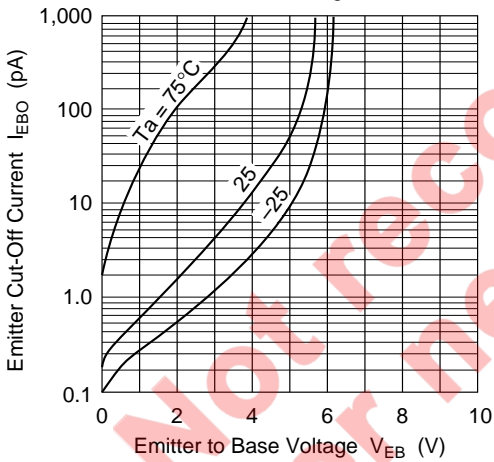
Collector Cut-Off Current vs. Collector to Base Voltage



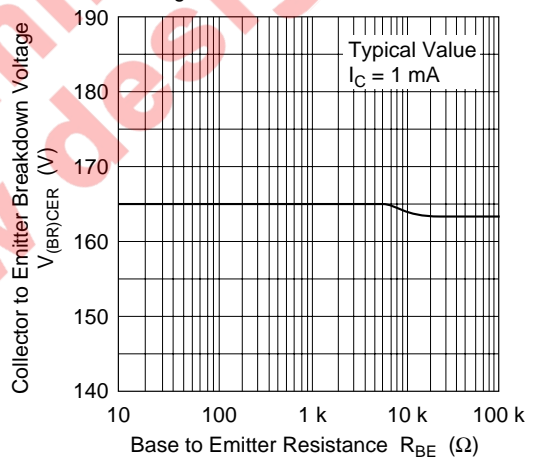
Collector Cut-Off Current vs. Collector to Emitter Voltage



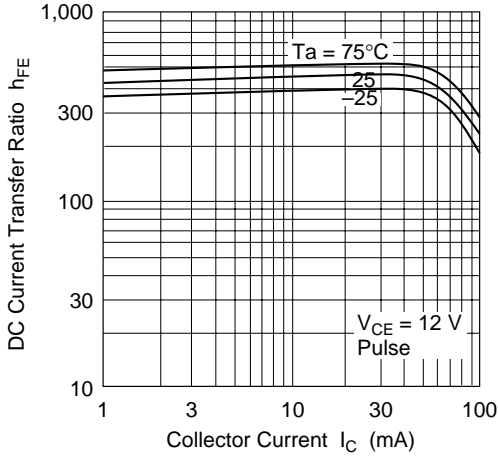
Emitter Cut-Off Current vs. Emitter to Base Voltage



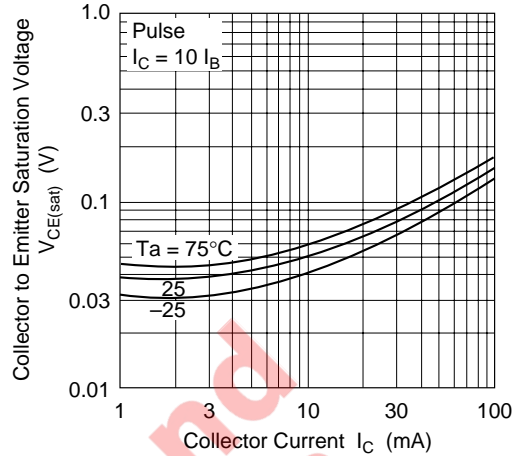
Collector to Emitter Breakdown Voltage vs. Base to Emitter Resistance



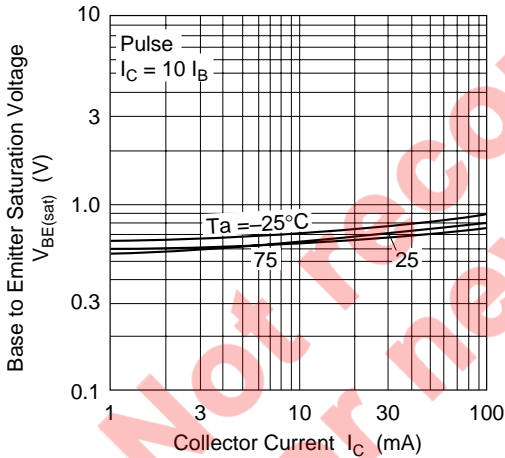
DC Current Transfer Ratio vs. Collector Current



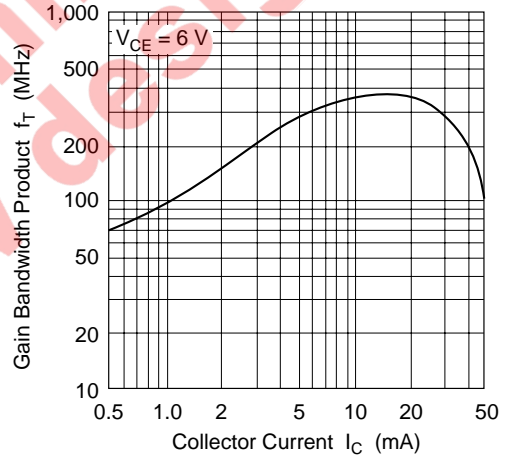
Collector to Emitter Saturation Voltage vs. Collector Current

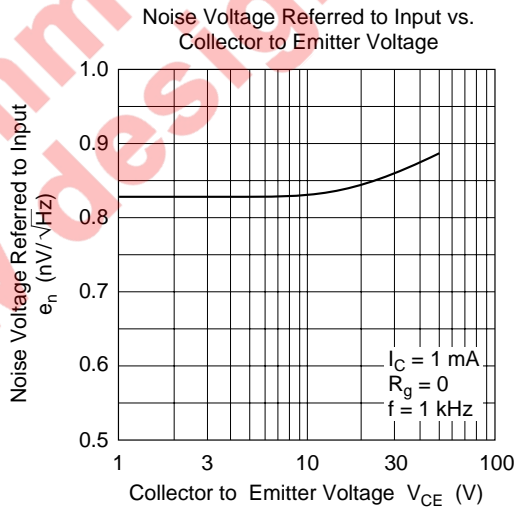
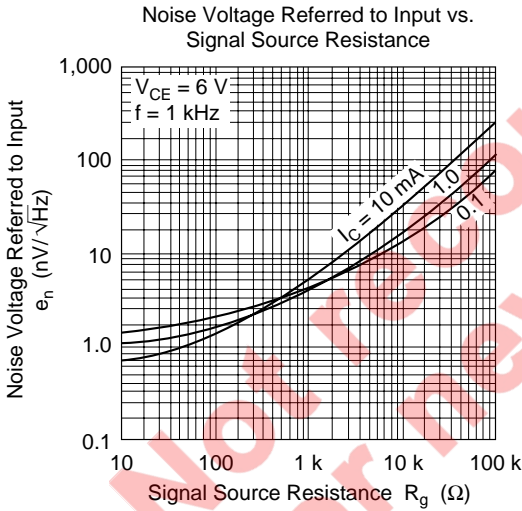
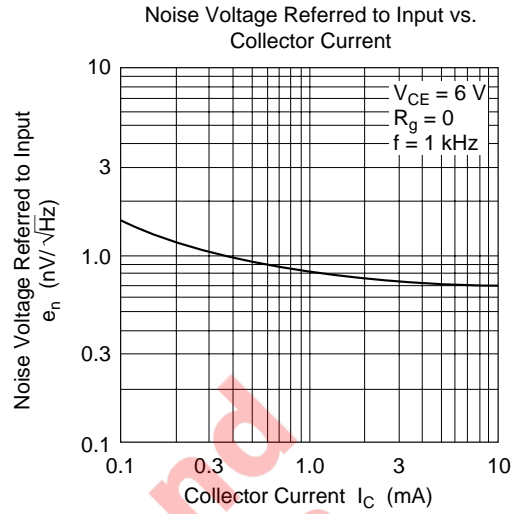
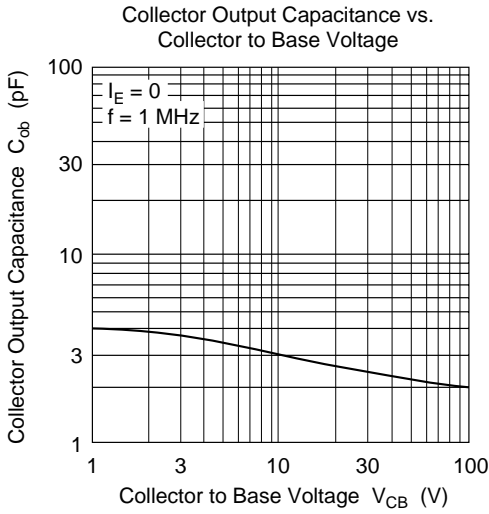


Base to Emitter Saturation Voltage vs. Collector Current

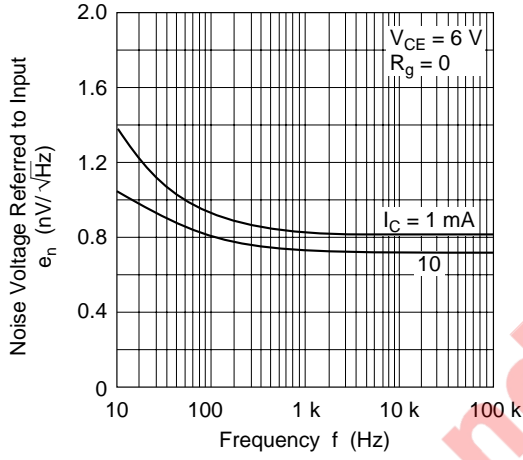


Gain Bandwidth Product vs. Collector Current





Noise Voltage Referred to Input vs. Frequency

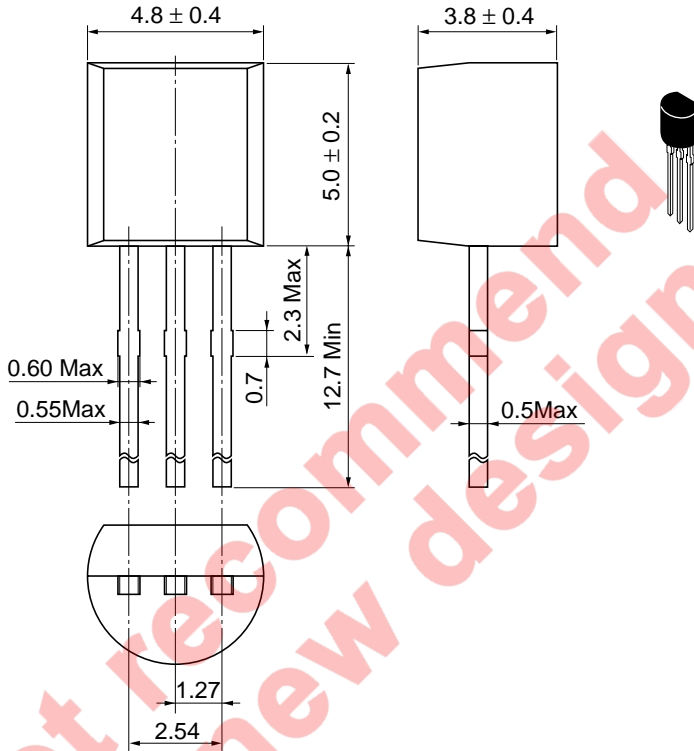


Not recommended for new design

Package Dimensions

As of January, 2001

Unit: mm



Hitachi Code	TO-92 (1)
JEDEC	Conforms
EIAJ	Conforms
Mass (reference value)	0.25 g

Cautions

1. Hitachi neither warrants nor grants licenses of any rights of Hitachi's or any third party's patent, copyright, trademark, or other intellectual property rights for information contained in this document. Hitachi bears no responsibility for problems that may arise with third party's rights, including intellectual property rights, in connection with use of the information contained in this document.
2. Products and product specifications may be subject to change without notice. Confirm that you have received the latest product standards or specifications before final design, purchase or use.
3. Hitachi makes every attempt to ensure that its products are of high quality and reliability. However, contact Hitachi's sales office before using the product in an application that demands especially high quality and reliability or where its failure or malfunction may directly threaten human life or cause risk of bodily injury, such as aerospace, aeronautics, nuclear power, combustion control, transportation, traffic, safety equipment or medical equipment for life support.
4. Design your application so that the product is used within the ranges guaranteed by Hitachi particularly for maximum rating, operating supply voltage range, heat radiation characteristics, installation conditions and other characteristics. Hitachi bears no responsibility for failure or damage when used beyond the guaranteed ranges. Even within the guaranteed ranges, consider normally foreseeable failure rates or failure modes in semiconductor devices and employ systemic measures such as fail-safes, so that the equipment incorporating Hitachi product does not cause bodily injury, fire or other consequential damage due to operation of the Hitachi product.
5. This product is not designed to be radiation resistant.
6. No one is permitted to reproduce or duplicate, in any form, the whole or part of this document without written approval from Hitachi.
7. Contact Hitachi's sales office for any questions regarding this document or Hitachi semiconductor products.

HITACHI

Hitachi, Ltd.

Semiconductor & Integrated Circuits.

Nippon Bldg., 2-6-2, Ohte-machi, Chiyoda-ku, Tokyo 100-0004, Japan

Tel: Tokyo (03) 3270-2111 Fax: (03) 3270-5109

URL NorthAmerica : <http://semiconductor.hitachi.com/>
 Europe : <http://www.hitachi-eu.com/hel/ecg>
 Asia : <http://sicapac.hitachi-asia.com>
 Japan : <http://www.hitachi.co.jp/Sicd/indx.htm>

For further information write to:

Hitachi Semiconductor
(America) Inc.
179 East Tasman Drive,
San Jose, CA 95134
Tel: <1> (408) 433-1990
Fax: <1> (408) 433-0223

Hitachi Europe GmbH
Electronic Components Group
Dornacher Straße 3
D-85622 Feldkirchen, Munich
Germany
Tel: <49> (89) 9 9180-0
Fax: <49> (89) 9 29 30 00

Hitachi Europe Ltd.
Electronic Components Group.
Whitebrook Park
Lower Cookham Road
Maidenhead
Berkshire SL6 8YA, United Kingdom
Tel: <44> (1628) 585000
Fax: <44> (1628) 585160

Hitachi Asia Ltd.
Hitachi Tower
16 Collyer Quay #20-00,
Singapore 049318
Tel : <65>-538-6533/538-8577
Fax : <65>-538-6933/538-3877
URL : <http://www.hitachi.com.sg>

Hitachi Asia Ltd.
(Taipei Branch Office)
4/F, No. 167, Tun Hwa North Road,
Hung-Kuo Building,
Taipei (105), Taiwan
Tel : <886>-(2)-2718-3666
Fax : <886>-(2)-2718-8180
Telex : 23222 HAS-TP
URL : <http://www.hitachi.com.tw>

Hitachi Asia (Hong Kong) Ltd.
Group III (Electronic Components)
7/F., North Tower,
World Finance Centre,
Harbour City, Canton Road
Tsim Sha Tsui, Kowloon,
Hong Kong
Tel : <852>-(2)-735-9218
Fax : <852>-(2)-730-0281
URL : <http://www.hitachi.com.hk>

Copyright © Hitachi, Ltd., 2000. All rights reserved. Printed in Japan.
Colophon 2.0