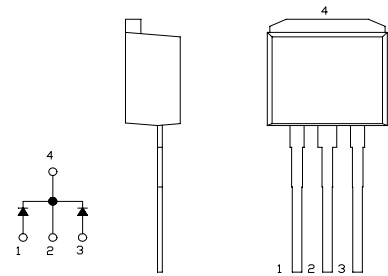


# SBD Type : C30T04Q-11A

OUTLINE DRAWING

**FEATURES**

- \*Tabless TO-220
- \*Dual Diodes – Cathode Common
- \*Low Forward Voltage Drop
- \*High Surge Capability
- \*T<sub>j</sub>=150 °C operation



www.DataSheet4U.com

## Maximum Ratings

Approx Net Weight: 1.45g

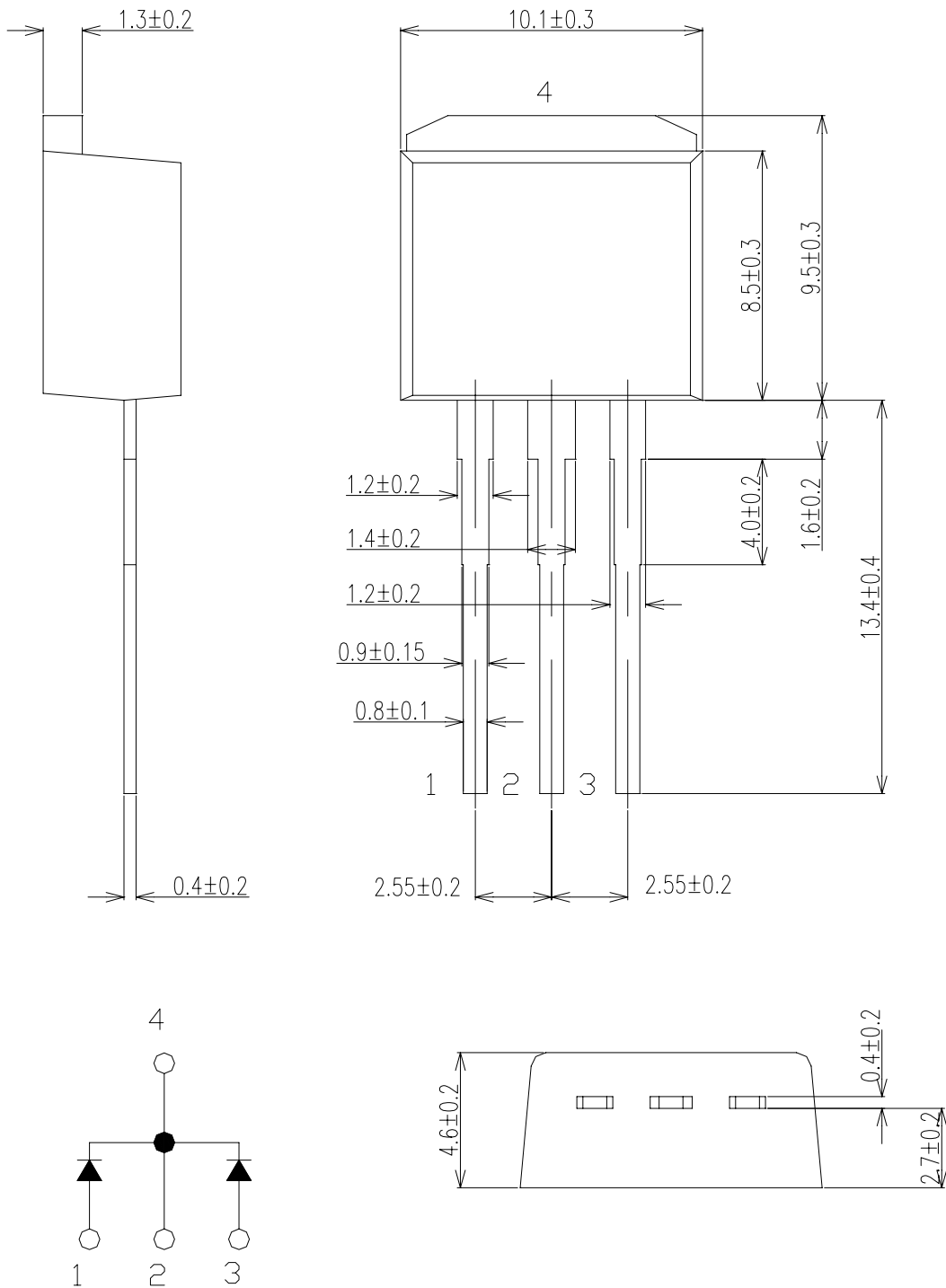
Rating	Symbol	C30T04Q-11A		Unit
Repetitive Peak Reverse Voltage	V <sub>RRM</sub>	40		V
Average Rectified Output Current	I <sub>O</sub>	30	T <sub>c</sub> =104°C 50 Hz Full Sine Wave Resistive Load	A
RMS Forward Current	I <sub>F(RMS)</sub>	33.3		A
Surge Forward Current	I <sub>FSM</sub>	250	50Hz Full Sine Wave ,1cycle Non-repetitive	A
Operating JunctionTemperature Range	T <sub>jw</sub>	-40 to +150		°C
Storage Temperature Range	T <sub>stg</sub>	-40 to +150		°C

## Electrical • Thermal Characteristics

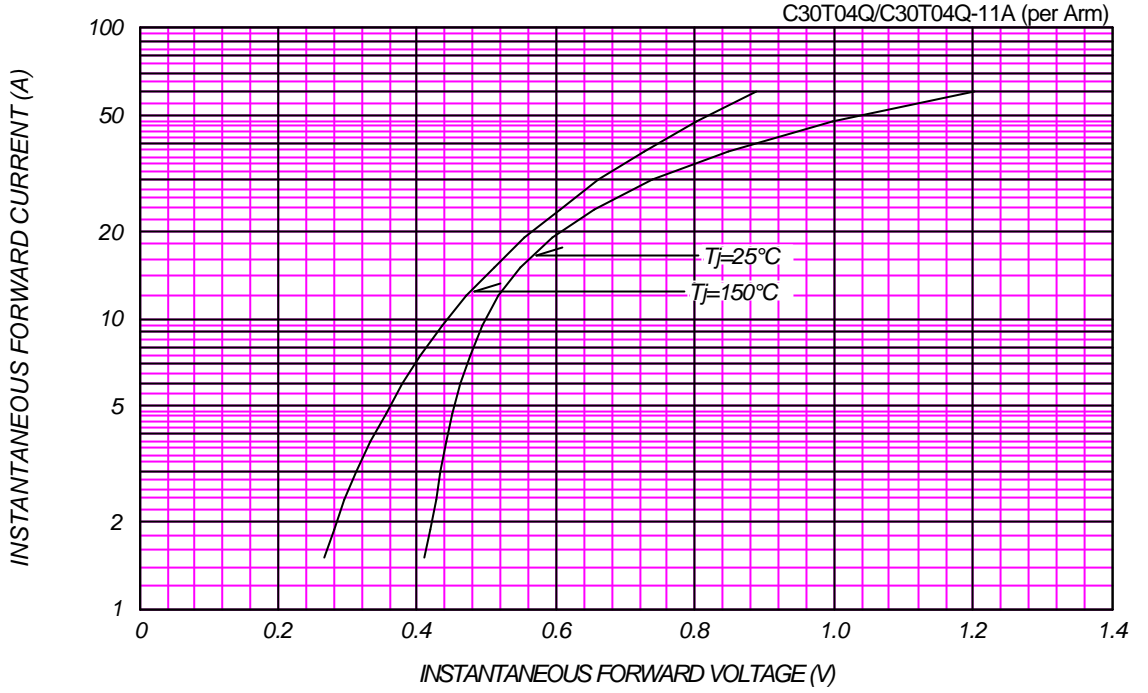
Characteristics	Symbol	Conditions	Min.	Typ.	Max.	Unit
Peak Reverse Current	I <sub>RM</sub>	T <sub>j</sub> = 25°C, V <sub>RM</sub> = V <sub>RRM</sub> per arm	-	-	15	mA
Peak Forward Voltage	V <sub>FM</sub>	T <sub>j</sub> = 25°C, I <sub>FM</sub> = 15 A per arm	-	-	0.55	V
Thermal Resistance	R <sub>th(j-c)</sub>	Junction to Case	-	-	1.5	°C/W

C\_T\_ 11A OUTLINE DRAWING (Dimensions in mm)

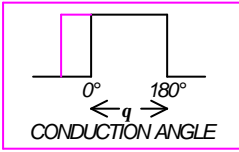
www.DataSheet4U.com



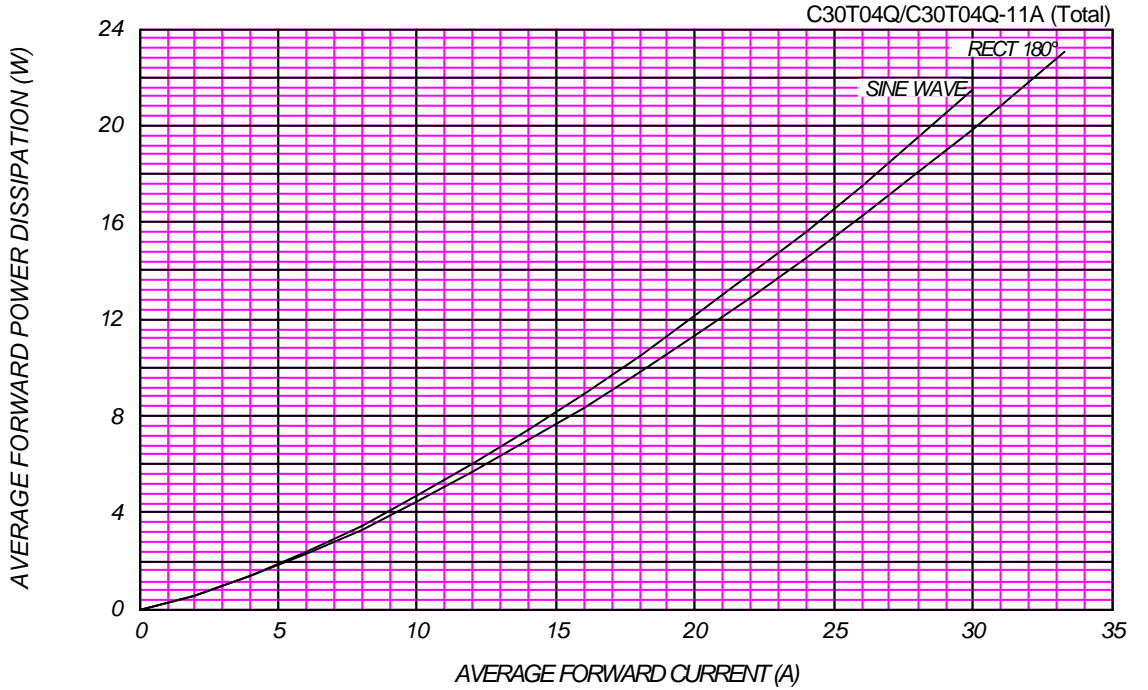
FORWARD CURRENT VS. VOLTAGE



www.DataSheet4U.com



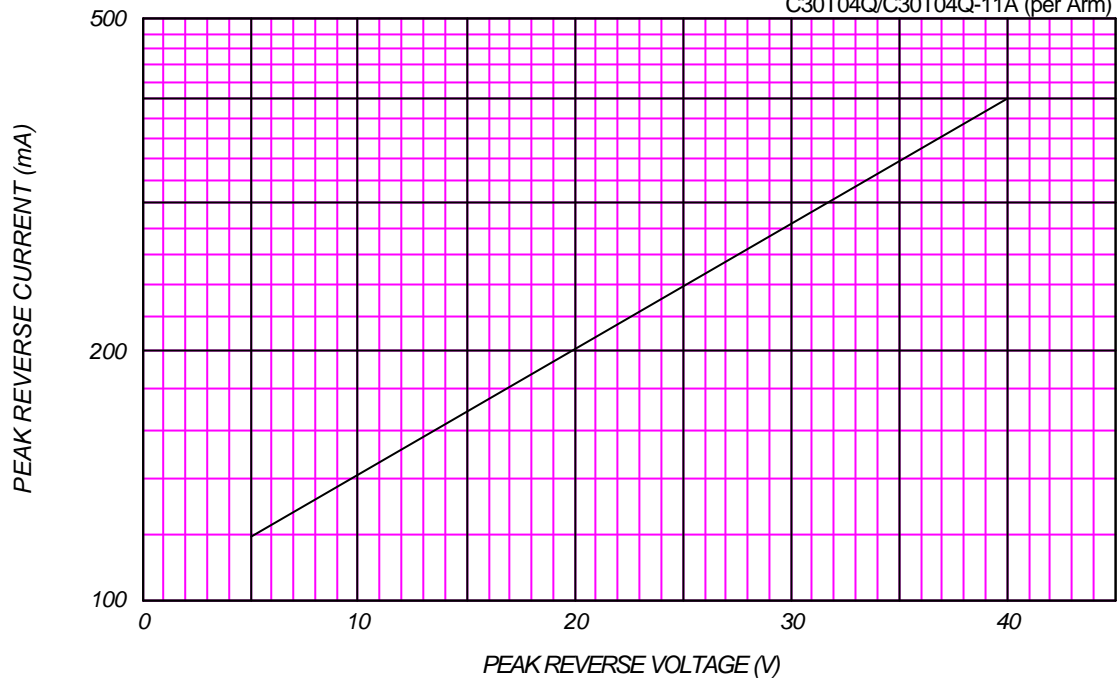
AVERAGE FORWARD POWER DISSIPATION



### PEAK REVERSE CURRENT VS. PEAK REVERSE VOLTAGE

$T_j = 150\text{ }^\circ\text{C}$

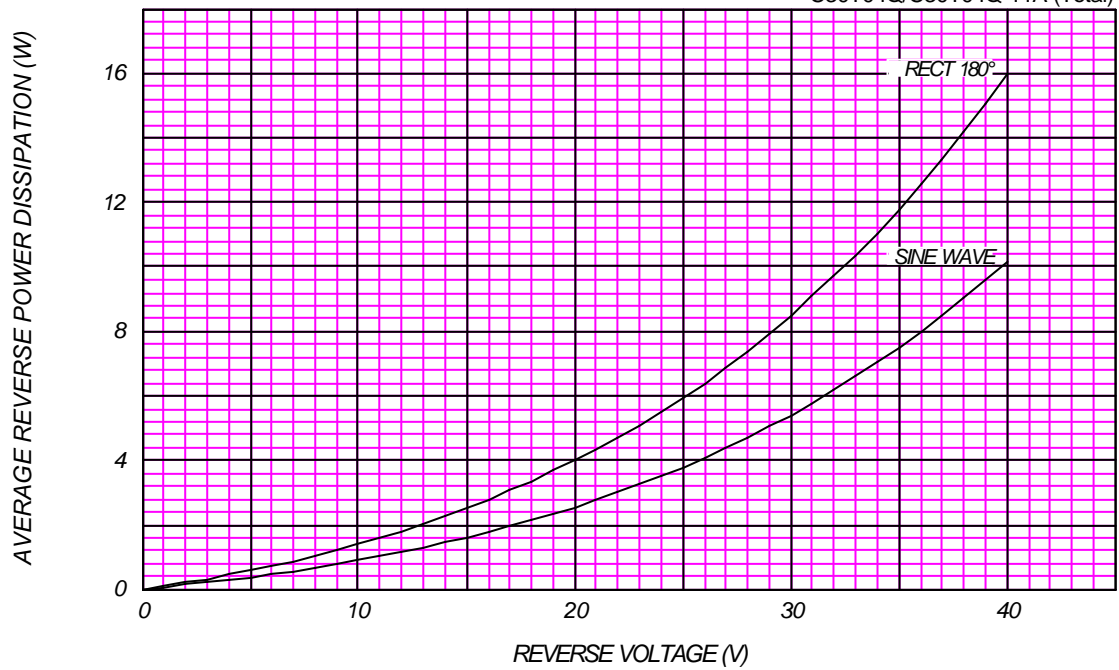
C30T04Q/C30T04Q-11A (per Arm)



www.DataSheet4U.com

### AVERAGE REVERSE POWER DISSIPATION

C30T04Q/C30T04Q-11A (Total)

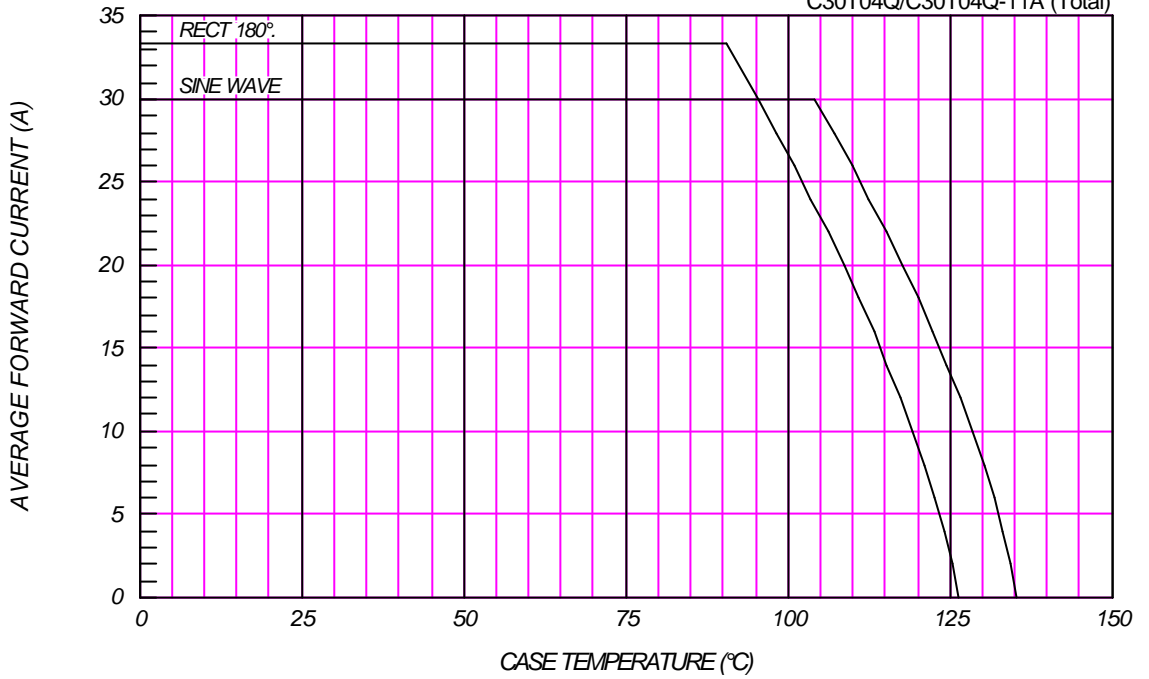




### AVERAGE FORWARD CURRENT VS. CASE TEMPERATURE

$V_{RM}=40V$

C30T04Q/C30T04Q-11A (Total)

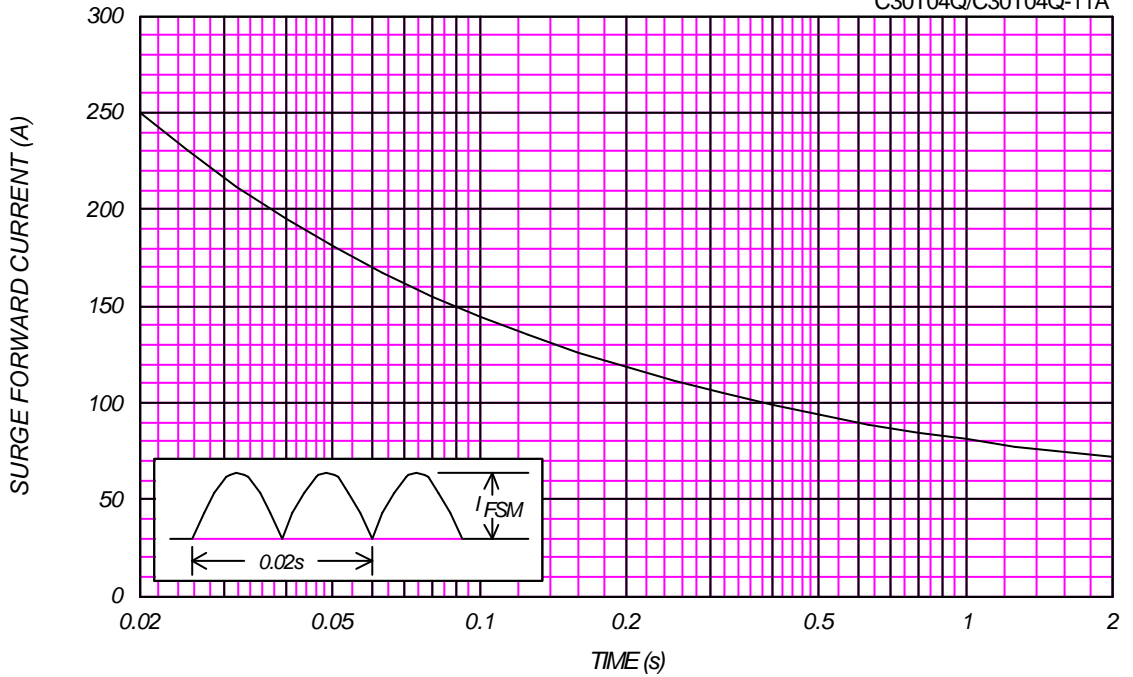


www.DataSheet4U.com

### SURGE CURRENT RATINGS

f=50Hz, Sine Wave, Non-Repetitive, No Load

C30T04Q/C30T04Q-11A



### JUNCTION CAPACITANCE VS. REVERSE VOLTAGE

$T_j=25^\circ\text{C}$ ,  $V_m=20\text{mV}_{\text{RMS}}$ ,  $f=100\text{kHz}$ , Typical Value

C30T04Q/C30T04Q-11A (per Arm)

