


Power Inductors

C3-K, C4-K, C5-K, C6-K, C8-K, C10-K, C12-K, C13-K Series

Coils, Filters

OUTLINE

High efficiency (low DCR) choke coil for battery-driven portable electronic equipment power supplies (DC-DC converter, switching power supply) and other electronic equipment.



FEATURES

1. Less than one-half the conventional number of DC resistors.
2. Low height, able to handle high power. www.DataSheet4U.com
3. The "closed magnetic circuit" structure reduces electromagnetic interference.

USES

Use in DSC, DVD, MD/MP3/DVD Player, CDMA, HANDY PHONE, PDA, NOTE-PC, LCD, PDP, CAR NAVIGATION, and other electronic equipments.

SPECIFICATIONS

Type	Size (mm)	H length (mm)	Inductance	Operational Frequency (kHz)	Rated Current (A)	DC Resistance (mΩ)	Pcs/Reel
C3-K1.5L	3.8×3.8	1.5	2.2~68	10~500	0.14~0.85	60~1050	3000
C3-K1.8L	3.8×3.8	1.8	1.2~68	10~500	0.27~1.8	25~980	3000
C4-K1.8R	4.8×4.8	1.9	1.0~150	10~500	0.22~2.4	18~1420	2000
C4-K1.8RA	4.8×4.8	1.9	1.0~150	10~500	0.31~3.5	22~2100	2000
C4-K3R	4.8×4.8	3.0	1.0~150	10~500	0.16~1.95	12~655	2000
C4-K3RA	4.8×4.8	3.0	1.0~150	10~500	0.28~2.7	15~845	2000
C5-K1.8R	5.6×5.6	1.9	1.0~150	10~500	0.31~3.5	25~1210	2000
C5-K1.8RA	5.6×5.6	1.9	1.0~150	10~500	0.33~3.1	25~1850	2000
C5-K2.5R	5.6×5.6	2.6	1.2~150	10~500	0.32~3.4	15~867	2000
C5-K3R	5.6×5.6	3.0	1.0~150	10~500	0.32~3.8	16~645	2000
C5-K3RA	5.6×5.6	3.0	1.0~150	10~500	0.40~3.7	17~850	2000
C6-K1.8R	6.6×6.6	1.9	1.0~150	10~500	0.48~5.0	24~1360	1000
C6-K3L	6.6×6.6	3.2	1.0~150	10~500	0.4~5.5	9~539	1000
C6-K3LA	6.6×6.6	3.2	1.2~150	10~500	0.55~5.6	16~685	1000
C6-K5LA	6.6×6.6	5.0	1.0~100	10~500	0.8~7.0	10~510	500
C8-K4L	8×8	4.0	1.0~150	10~500	0.73~7.0	10~421	500
C8-K5L	8×8	5.0	1.0~150	10~500	0.73~7.0	10~348	500
C8-K5LA	8×8	5.0	1.2~150	10~500	1.1~10.3	11~438	500
C10-K3L	10×10	3.0	1.2~150	10~500	0.7~6.2	16~696	500
C10-K4L	10×10	4.0	1.0~150	10~500	0.85~7.1	11~313	500
C12-K4.5L	11.5×11.5	4.5	1.0~150	10~500	1.2~7.1	7~430	500
C12-K7.5L	11.5×11.5	7.5	1.0~150	10~500	2.2~23.5	6~136	400
C13-K4.5L	13×13	4.5	1.0~150	10~500	1.33~11.02	8~339	500

DATA LIST (C3-K1.5L Series)

C3-K1.5L (Height : 1.5mm max.)

Item	Stamp	Inductance			SRF (MHz) min.	DCR (mΩ) typ.	DC Current (A)	
		(μH)	Tolerance (%)	Test Freq. (kHz)			Inductance -10% typ.	Temp. Δ25K typ.
DE	2R2	2.2	±30	1kHz	-	60	0.85	1.10
DF	2R7	2.7	±30	1kHz	-	70	0.70	1.02
DG	3R3	3.3	±30	1kHz	-	80	0.66	0.96
DH	3R9	3.9	±30	1kHz	-	90	0.60	0.90
DJ	4R7	4.7	±30	1kHz	-	95	0.53	0.84
DK	5R6	5.6	±30	1kHz	-	100	0.50	0.78
DL	6R8	6.8	±30	1kHz	-	110	0.48	0.73
DM	8R2	8.2	±30	1kHz	-	120	0.45	0.68
EA	100	10	±20	1kHz	-	160	0.40	0.60
EB	120	12	±20	1kHz	-	225	0.34	0.54
EC	150	15	±20	1kHz	-	250	0.32	0.51
ED	180	18	±20	1kHz	-	260	0.30	0.48
EE	220	22	±20	1kHz	-	300	0.28	0.40
EF	270	27	±20	1kHz	-	430	0.24	0.38
EG	330	33	±20	1kHz	-	490	0.21	0.36
EH	390	39	±20	1kHz	-	610	0.20	0.32
EJ	470	47	±20	1kHz	-	740	0.18	0.30
EK	560	56	±20	1kHz	-	950	0.16	0.28
EL	680	68	±20	1kHz	-	1050	0.14	0.26

DATA LIST (C3-K1.8L Series)

C3-K1.8L (Height : 1.8mm max.)

Item	Stamp	Inductance			SRF (MHz) min.	DCR (mΩ) typ.	DC Current (A)	
		(μH)	Tolerance (%)	Test Freq. (kHz)			Inductance -10% typ.	Temp. Δ25K typ.
DB	1R2	1.2	±30	1kHz	-	25	1.80	2.30
DD	1R8	1.8	±30	1kHz	-	30	1.55	2.10
DE	2R2	2.2	±30	1kHz	-	43	1.35	1.90
DF	2R7	2.7	±30	1kHz	-	47	1.25	1.80
DG	3R3	3.3	±30	1kHz	-	55	1.15	1.70
DH	3R9	3.9	±30	1kHz	-	65	1.05	1.50
DJ	4R7	4.7	±30	1kHz	-	75	0.92	1.40
DK	5R6	5.6	±30	1kHz	-	100	0.86	1.20
DL	6R8	6.8	±30	1kHz	-	110	0.81	1.10
DM	8R2	8.2	±30	1kHz	-	120	0.78	1.00
EA	100	10	±20	1kHz	-	160	0.70	0.90
EB	120	12	±20	1kHz	-	175	0.65	0.82
EC	150	15	±20	1kHz	-	210	0.58	0.75
ED	180	18	±20	1kHz	-	275	0.52	0.65
EE	220	22	±20	1kHz	-	300	0.46	0.60
EF	270	27	±20	1kHz	-	390	0.42	0.52
EG	330	33	±20	1kHz	-	520	0.38	0.46
EH	390	39	±20	1kHz	-	560	0.35	0.42
EJ	470	47	±20	1kHz	-	775	0.31	0.36
EK	560	56	±20	1kHz	-	860	0.29	0.33
EL	680	68	±20	1kHz	-	980	0.27	0.30

DATA LIST (C4-K1.8R Series)

C4-K1.8R (Height : 1.9mm max.)

Item	Stamp	Inductance			SRF (MHz) min.	DCR (mΩ) typ.	DC Current (A)	
		(μH)	Tolerance (%)	Test Freq. (kHz)			Inductance -10% typ.	Temp. Δ25K typ.
DA	1R0	1.0	±30	1kHz	-	18	2.40	3.20
DC	1R5	1.5	±30	1kHz	-	23	2.20	2.70
DE	2R2	2.2	±30	1kHz	-	29	2.00	2.40
DF	2R7	2.7	±30	1kHz	-	34	1.80	2.30
DG	3R3	3.3	±30	1kHz	-	39	1.70	2.20
DH	3R9	3.9	±30	1kHz	-	53	1.50	2.10
DJ	4R7	4.7	±30	1kHz	-	57	1.40	1.90
DK	5R6	5.6	±30	1kHz	-	65	1.30	1.80
DL	6R8	6.8	±30	1kHz	-	82	1.20	1.60
DM	8R2	8.2	±30	1kHz	-	95	1.10	1.55
EA	100	10	±20	1kHz	-	110	0.98	1.25
EB	120	12	±20	1kHz	-	117	0.88	1.20
EC	150	15	±20	1kHz	-	165	0.80	1.10
ED	180	18	±20	1kHz	-	185	0.75	1.05
EE	220	22	±20	1kHz	-	212	0.70	1.00
EF	270	27	±20	1kHz	-	288	0.60	0.80
EG	330	33	±20	1kHz	-	345	0.52	0.70
EH	390	39	±20	1kHz	-	487	0.45	0.60
EJ	470	47	±20	1kHz	-	545	0.40	0.55
EK	560	56	±20	1kHz	-	595	0.35	0.53
EL	680	68	±20	1kHz	-	693	0.33	0.50
EM	820	82	±20	1kHz	-	850	0.31	0.45
FA	101	100	±20	1kHz	-	1030	0.29	0.38
FB	121	120	±20	1kHz	-	1260	0.25	0.32
FC	151	150	±20	1kHz	-	1420	0.22	0.30

DATA LIST (C4-K1.8RA Series)

C4-K1.8RA (Height : 1.9mm max.)

Item	Stamp	Inductance			SRF (MHz) min.	DCR (mΩ) typ.	DC Current (A)	
		(μH)	Tolerance (%)	Test Freq. (kHz)			Inductance -10% typ.	Temp. Δ25K typ.
DA	1R0	1.0	±30	1kHz	-	22	3.50	2.30
DC	1R5	1.5	±30	1kHz	-	26	3.10	2.10
DD	1R8	1.8	±30	1kHz	-	32	2.80	2.00
DF	2R7	2.7	±30	1kHz	-	39	2.20	1.80
DG	3R3	3.3	±30	1kHz	-	52	2.10	1.50
DH	3R9	3.9	±30	1kHz	-	70	2.00	1.30
DJ	4R7	4.7	±30	1kHz	-	80	1.90	1.20
DK	5R6	5.6	±30	1kHz	-	86	1.70	1.15
DL	6R8	6.8	±30	1kHz	-	97	1.50	1.05
DM	8R2	8.2	±30	1kHz	-	137	1.40	0.90
EA	100	10	±20	1kHz	-	147	1.30	0.82
EB	120	12	±20	1kHz	-	181	1.10	0.71
EC	150	15	±20	1kHz	-	244	0.96	0.59
ED	180	18	±20	1kHz	-	271	0.93	0.56
EE	220	22	±20	1kHz	-	305	0.82	0.50
EF	270	27	±20	1kHz	-	375	0.73	0.44
EG	330	33	±20	1kHz	-	510	0.65	0.42
EH	390	39	±20	1kHz	-	550	0.61	0.38
EJ	470	47	±20	1kHz	-	635	0.57	0.35
EK	560	56	±20	1kHz	-	740	0.51	0.32
EL	680	68	±20	1kHz	-	1110	0.46	0.28
EM	820	82	±20	1kHz	-	1230	0.43	0.26
FA	101	100	±20	1kHz	-	1345	0.41	0.24
FB	121	120	±20	1kHz	-	1550	0.37	0.22
FC	151	150	±20	1kHz	-	2100	0.31	0.19

DATA LIST (C4-K3R Series)

C4-K3R (Height : 3mm max.)

Item	Stamp	Inductance			SRF (MHz) min.	DCR (mΩ) typ.	DC Current (A)	
		(μH)	Tolerance (%)	Test Freq. (kHz)			Inductance -10% typ.	Temp. Δ25K typ.
DA	1R0	1.0	±30	1kHz	-	12	1.95	4.00
DC	1R5	1.5	±30	1kHz	-	15	1.80	3.80
DD	1R8	1.8	±30	1kHz	-	18	1.50	3.50
DF	2R7	2.7	±30	1kHz	-	20	1.20	3.20
DG	3R3	3.3	±30	1kHz	-	23	1.05	3.00
DH	3R9	3.9	±30	1kHz	-	25	0.95	2.80
DJ	4R7	4.7	±30	1kHz	-	29	0.88	2.60
DK	5R6	5.6	±30	1kHz	-	32	0.81	2.40
DL	6R8	6.8	±30	1kHz	-	35	0.72	2.20
DM	8R2	8.2	±30	1kHz	-	45	0.67	2.00
EA	100	10	±20	1kHz	-	49	0.65	1.90
EB	120	12	±20	1kHz	-	55	0.57	1.75
EC	150	15	±20	1kHz	-	76	0.48	1.50
ED	180	18	±20	1kHz	-	82	0.45	1.40
EE	220	22	±20	1kHz	-	93	0.42	1.30
EF	270	27	±20	1kHz	-	125	0.36	1.25
EG	330	33	±20	1kHz	-	138	0.34	1.15
EH	390	39	±20	1kHz	-	155	0.31	1.05
EJ	470	47	±20	1kHz	-	205	0.28	0.85
EK	560	56	±20	1kHz	-	230	0.25	0.81
EL	680	68	±20	1kHz	-	255	0.23	0.78
EM	820	82	±20	1kHz	-	350	0.21	0.63
FA	101	100	±20	1kHz	-	388	0.20	0.60
FB	121	120	±20	1kHz	-	445	0.19	0.57
FC	151	150	±20	1kHz	-	655	0.16	0.42

DATA LIST (C4-K3RA Series)

C4-K3RA (Height : 3mm max.)

Item	Stamp	Inductance			SRF (MHz) min.	DCR (mΩ) typ.	DC Current (A)	
		(μH)	Tolerance (%)	Test Freq. (kHz)			Inductance -10% typ.	Temp. Δ25K typ.
DA	1R0	1.0	±30	1kHz	-	15	2.70	4.00
DC	1R5	1.5	±30	1kHz	-	18	2.50	3.60
DE	2R2	2.2	±30	1kHz	-	21	2.20	3.30
DF	2R7	2.7	±30	1kHz	-	24	2.00	3.00
DG	3R3	3.3	±30	1kHz	-	27	1.85	2.70
DH	3R9	3.9	±30	1kHz	-	31	1.70	2.40
DJ	4R7	4.7	±30	1kHz	-	40	1.50	2.20
DK	5R6	5.6	±30	1kHz	-	45	1.30	1.90
DL	6R8	6.8	±30	1kHz	-	58	1.20	1.70
DM	8R2	8.2	±30	1kHz	-	65	1.10	1.60
EA	100	10	±20	1kHz	-	72	1.05	1.50
EB	120	12	±20	1kHz	-	79	0.95	1.45
EC	150	15	±20	1kHz	-	105	0.85	1.25
ED	180	18	±20	1kHz	-	118	0.83	1.15
EE	220	22	±20	1kHz	-	135	0.80	1.05
EF	270	27	±20	1kHz	-	184	0.65	0.90
EG	330	33	±20	1kHz	-	208	0.59	0.82
EH	390	39	±20	1kHz	-	228	0.56	0.75
EJ	470	47	±20	1kHz	-	258	0.53	0.65
EK	560	56	±20	1kHz	-	345	0.44	0.56
EL	680	68	±20	1kHz	-	385	0.40	0.46
EM	820	82	±20	1kHz	-	530	0.36	0.44
FA	101	100	±20	1kHz	-	630	0.33	0.42
FB	121	120	±20	1kHz	-	727	0.31	0.40
FC	151	150	±20	1kHz	-	845	0.28	0.38

DATA LIST (C5-K1.8R Series)

C5-K1.8R (Height : 1.9mm max.)

Item	Stamp	Inductance			SRF (MHz) min.	DCR (mΩ) typ.	DC Current (A)	
		(μH)	Tolerance (%)	Test Freq. (kHz)			Inductance -10% typ.	Temp. Δ25K typ.
DA	1R0	1.0	±30	1kHz	-	25	3.50	3.10
DC	1R5	1.5	±30	1kHz	-	30	2.70	2.70
DE	2R2	2.2	±30	1kHz	-	35	2.20	2.60
DG	3R3	3.3	±30	1kHz	-	39	2.00	2.40
DH	3R9	3.9	±30	1kHz	-	49	1.75	2.20
DJ	4R7	4.7	±30	1kHz	-	54	1.60	1.90
DK	5R6	5.6	±30	1kHz	-	63	1.50	1.75
DL	6R8	6.8	±30	1kHz	-	68	1.40	1.65
DM	8R2	8.2	±30	1kHz	-	79	1.35	1.55
EA	100	10	±20	1kHz	-	85	1.10	1.45
EB	120	12	±20	1kHz	-	108	0.97	1.30
EC	150	15	±20	1kHz	-	120	0.94	1.20
ED	180	18	±20	1kHz	-	158	0.84	1.05
EE	220	22	±20	1kHz	-	182	0.78	0.97
EF	270	27	±20	1kHz	-	231	0.68	0.82
EG	330	33	±20	1kHz	-	287	0.61	0.77
EH	390	39	±20	1kHz	-	315	0.57	0.73
EJ	470	47	±20	1kHz	-	460	0.52	0.62
EK	560	56	±20	1kHz	-	503	0.47	0.59
EL	680	68	±20	1kHz	-	572	0.41	0.55
EM	820	82	±20	1kHz	-	828	0.37	0.45
FA	101	100	±20	1kHz	-	925	0.35	0.42
FB	121	120	±20	1kHz	-	1030	0.33	0.40
FC	151	150	±20	1kHz	-	1210	0.31	0.38

DATA LIST (C5-K1.8RA Series)

C5-K1.8RA (Height : 1.9mm max.)

Item	Stamp	Inductance			SRF (MHz) min.	DCR (mΩ) typ.	DC Current (A)	
		(μH)	Tolerance (%)	Test Freq. (kHz)			Inductance -10% typ.	Temp. Δ25K typ.
DA	1R0	1.0	±30	1kHz	-	25	3.10	3.10
DC	1R5	1.5	±30	1kHz	-	32	2.70	2.70
DE	2R2	2.2	±30	1kHz	-	38	2.50	2.50
DF	2R7	2.7	±30	1kHz	-	44	2.30	2.25
DH	3R9	3.9	±30	1kHz	-	50	2.05	2.05
DJ	4R7	4.7	±30	1kHz	-	56	1.95	1.95
DK	5R6	5.6	±30	1kHz	-	66	1.85	1.80
DL	6R8	6.8	±30	1kHz	-	83	1.65	1.65
DM	8R2	8.2	±30	1kHz	-	98	1.50	1.50
EA	100	10	±20	1kHz	-	115	1.35	1.30
EB	120	12	±20	1kHz	-	130	1.25	1.25
EC	150	15	±20	1kHz	-	155	1.15	1.15
ED	180	18	±20	1kHz	-	174	1.05	1.05
EE	220	22	±20	1kHz	-	229	0.91	0.90
EF	270	27	±20	1kHz	-	282	0.83	0.82
EG	330	33	±20	1kHz	-	353	0.74	0.73
EH	390	39	±20	1kHz	-	450	0.69	0.68
EJ	470	47	±20	1kHz	-	588	0.62	0.60
EK	560	56	±20	1kHz	-	620	0.57	0.55
EL	680	68	±20	1kHz	-	695	0.52	0.50
EM	820	82	±20	1kHz	-	930	0.47	0.45
FA	101	100	±20	1kHz	-	1195	0.42	0.39
FB	121	120	±20	1kHz	-	1331	0.38	0.35
FC	151	150	±20	1kHz	-	1850	0.33	0.30

DATA LIST (C5-K2.5R Series)

C5-K2.5R (Height : 2.6mm max.)

Item	Stamp	Inductance			SRF (MHz) min.	DCR (mΩ) typ.	DC Current (A)	
		(μH)	Tolerance (%)	Test Freq. (kHz)			Inductance -10% typ.	Temp. Δ25K typ.
DB	1R2	1.2	±30	1kHz	-	15	3.40	4.00
DD	1R8	1.8	±30	1kHz	-	18	2.90	3.70
DE	2R2	2.2	±30	1kHz	-	22	2.40	3.30
DG	3R3	3.3	±30	1kHz	-	27	2.10	2.90
DH	3R9	3.9	±30	1kHz	-	32	1.90	2.70
DJ	4R7	4.7	±30	1kHz	-	37	1.80	2.50
DK	5R6	5.6	±30	1kHz	-	45	1.60	2.30
DL	6R8	6.8	±30	1kHz	-	50	1.50	2.10
DM	8R2	8.2	±30	1kHz	-	60	1.40	1.80
EA	100	10	±20	1kHz	-	68	1.30	1.70
EB	120	12	±20	1kHz	-	77	1.15	1.40
EC	150	15	±20	1kHz	-	104	1.00	1.20
ED	180	18	±20	1kHz	-	128	0.87	1.10
EE	220	22	±20	1kHz	-	147	0.75	1.05
EF	270	27	±20	1kHz	-	197	0.67	0.85
EG	330	33	±20	1kHz	-	220	0.62	0.78
EH	390	39	±20	1kHz	-	245	0.57	0.74
EJ	470	47	±20	1kHz	-	342	0.54	0.68
EK	560	56	±20	1kHz	-	384	0.51	0.63
EL	680	68	±20	1kHz	-	421	0.47	0.58
EM	820	82	±20	1kHz	-	469	0.43	0.55
FA	101	100	±20	1kHz	-	657	0.40	0.43
FB	121	120	±20	1kHz	-	755	0.36	0.40
FC	151	150	±20	1kHz	-	867	0.32	0.36

DATA LIST (C5-K3R Series)

C5-K3R (Height : 3mm max.)

Item	Stamp	Inductance			SRF (MHz) min.	DCR (mΩ) typ.	DC Current (A)	
		(μH)	Tolerance (%)	Test Freq. (kHz)			Inductance -10% typ.	Temp. Δ25K typ.
DA	1R0	1.0	±30	1kHz	-	16	3.80	4.00
DC	1R5	1.5	±30	1kHz	-	19	3.20	3.60
DE	2R2	2.2	±30	1kHz	-	22	2.80	3.20
DF	2R7	2.7	±30	1kHz	-	26	2.40	2.80
DG	3R3	3.3	±30	1kHz	-	28	2.20	2.70
DJ	4R7	4.7	±30	1kHz	-	35	1.65	2.50
DK	5R6	5.6	±30	1kHz	-	38	1.55	2.20
DL	6R8	6.8	±30	1kHz	-	43	1.40	2.10
DM	8R2	8.2	±30	1kHz	-	47	1.30	2.00
EA	100	10	±20	1kHz	-	53	1.15	1.90
EB	120	12	±20	1kHz	-	67	1.05	1.70
EC	150	15	±20	1kHz	-	78	0.92	1.60
ED	180	18	±20	1kHz	-	98	0.87	1.45
EE	220	22	±20	1kHz	-	105	0.83	1.25
EF	270	27	±20	1kHz	-	128	0.70	1.10
EG	330	33	±20	1kHz	-	180	0.65	0.88
EH	390	39	±20	1kHz	-	205	0.60	0.77
EJ	470	47	±20	1kHz	-	255	0.53	0.75
EK	560	56	±20	1kHz	-	285	0.48	0.70
EL	680	68	±20	1kHz	-	316	0.45	0.67
EM	820	82	±20	1kHz	-	445	0.42	0.55
FA	101	100	±20	1kHz	-	495	0.38	0.49
FB	121	120	±20	1kHz	-	570	0.35	0.45
FC	151	150	±20	1kHz	-	645	0.32	0.36

DATA LIST (C5-K3RA Series)

C5-K3RA (Height : 3mm max.)

Item	Stamp	Inductance			SRF (MHz) min.	DCR (mΩ) typ.	DC Current (A)	
		(μH)	Tolerance (%)	Test Freq. (kHz)			Inductance -10% typ.	Temp. Δ25K typ.
DA	1R0	1.0	±30	1kHz	-	17	3.70	3.90
DC	1R5	1.5	±30	1kHz	-	20	3.30	3.50
DE	2R2	2.2	±30	1kHz	-	23	3.10	3.20
DF	2R7	2.7	±30	1kHz	-	27	2.70	2.80
DH	3R9	3.9	±30	1kHz	-	30	2.20	2.70
DJ	4R7	4.7	±30	1kHz	-	35	2.10	2.50
DK	5R6	5.6	±30	1kHz	-	41	2.00	2.40
DL	6R8	6.8	±30	1kHz	-	50	1.90	2.20
DM	8R2	8.2	±30	1kHz	-	55	1.85	2.15
EA	100	10	±20	1kHz	-	60	1.80	2.10
EB	120	12	±20	1kHz	-	80	1.40	1.60
EC	150	15	±20	1kHz	-	100	1.25	1.55
ED	180	18	±20	1kHz	-	115	1.20	1.45
EE	220	22	±20	1kHz	-	145	1.10	1.40
EF	270	27	±20	1kHz	-	170	1.00	1.20
EG	330	33	±20	1kHz	-	200	0.90	0.95
EH	390	39	±20	1kHz	-	265	0.75	0.90
EJ	470	47	±20	1kHz	-	295	0.70	0.80
EK	560	56	±20	1kHz	-	352	0.63	0.76
EL	680	68	±20	1kHz	-	393	0.61	0.71
EM	820	82	±20	1kHz	-	490	0.52	0.65
FA	101	100	±20	1kHz	-	550	0.50	0.60
FB	121	120	±20	1kHz	-	666	0.45	0.55
FC	151	150	±20	1kHz	-	850	0.40	0.50

DATA LIST (C6-K1.8R Series)

C6-K1.8R (Height : 1.9mm max.)

Item	Stamp	Inductance			SRF (MHz) min.	DCR (mΩ) typ.	DC Current (A)	
		(μH)	Tolerance (%)	Test Freq. (kHz)			Inductance -10% typ.	Temp. Δ25K typ.
DA	1R0	1.0	±30	1kHz	-	24	5.00	3.10
DC	1R5	1.5	±30	1kHz	-	31	4.00	2.40
DE	2R2	2.2	±30	1kHz	-	35	3.10	2.10
DG	3R3	3.3	±30	1kHz	-	46	2.90	1.90
DH	3R9	3.9	±30	1kHz	-	54	2.80	1.80
DJ	4R7	4.7	±30	1kHz	-	58	2.50	1.70
DK	5R6	5.6	±30	1kHz	-	70	2.30	1.60
DL	6R8	6.8	±30	1kHz	-	79	2.20	1.50
DM	8R2	8.2	±30	1kHz	-	94	2.00	1.45
EA	100	10	±20	1kHz	-	105	1.80	1.40
EB	120	12	±20	1kHz	-	123	1.60	1.35
EC	150	15	±20	1kHz	-	135	1.40	1.30
ED	180	18	±20	1kHz	-	183	1.30	1.05
EE	220	22	±20	1kHz	-	210	1.20	1.00
EF	270	27	±20	1kHz	-	280	1.10	0.90
EG	330	33	±20	1kHz	-	320	1.00	0.85
EH	390	39	±20	1kHz	-	355	0.90	0.75
EJ	470	47	±20	1kHz	-	430	0.80	0.67
EK	560	56	±20	1kHz	-	485	0.75	0.64
EL	680	68	±20	1kHz	-	615	0.68	0.60
EM	820	82	±20	1kHz	-	685	0.62	0.55
FA	101	100	±20	1kHz	-	1050	0.55	0.44
FB	121	120	±20	1kHz	-	1170	0.51	0.40
FC	151	150	±20	1kHz	-	1360	0.48	0.36

DATA LIST (C6-K3L Series)

C6-K3L (Height : 3.2mm max.)

Item	Stamp	Inductance			SRF (MHz) min.	DCR (mΩ) typ.	DC Current (A)	
		(μH)	Tolerance (%)	Test Freq. (kHz)			Inductance -10% typ.	Temp. Δ25K typ.
DA	1R0	1.0	±30	1kHz	-	9	5.50	-
DC	1R5	1.5	±30	1kHz	-	11	4.60	-
DE	2R2	2.2	±30	1kHz	-	13	4.10	-
DG	3R3	3.3	±30	1kHz	-	17	3.30	-
DH	3R9	3.9	±30	1kHz	-	18	2.60	-
DJ	4R7	4.7	±30	1kHz	-	20	2.40	-
DL	6R8	6.8	±30	1kHz	-	24	1.90	-
DM	8R2	8.2	±30	1kHz	-	27	1.80	-
EA	100	10	±30	1kHz	-	31	1.60	-
EB	120	12	±20	1kHz	-	100	1.40	-
EC	150	15	±20	1kHz	-	121	1.30	-
ED	180	18	±20	1kHz	-	125	1.20	-
EE	220	22	±20	1kHz	-	143	1.10	-
EF	270	27	±20	1kHz	-	160	1.00	-
EG	330	33	±20	1kHz	-	176	0.90	-
EH	390	39	±20	1kHz	-	195	0.80	-
EJ	470	47	±20	1kHz	-	213	0.73	-
EK	560	56	±20	1kHz	-	244	0.70	-
EL	680	68	±20	1kHz	-	274	0.50	-
EM	820	82	±20	1kHz	-	306	0.45	-
FA	101	100	±20	1kHz	-	385	0.43	-
FB	121	120	±20	1kHz	-	463	0.42	-
FC	151	150	±20	1kHz	-	539	0.40	-

DATA LIST (C6-K3LA Series)

C6-K3LA (Height : 3.2mm max.)

Item	Stamp	Inductance			SRF (MHz) min.	DCR (mΩ) typ.	DC Current (A)	
		(μH)	Tolerance (%)	Test Freq. (kHz)			Inductance -10% typ.	Temp. Δ25K typ.
DB	1R2	1.2	±30	1kHz	-	16	5.6	-
DD	1R8	1.8	±30	1kHz	-	20	4.8	-
DF	2R7	2.7	±30	1kHz	-	23	4.0	-
DG	3R3	3.3	±30	1kHz	-	27	3.6	-
DJ	4R7	4.7	±30	1kHz	-	30	3.3	-
DK	5R6	5.6	±30	1kHz	-	34	3.0	-
DL	6R8	6.8	±30	1kHz	-	38	2.7	-
DM	8R2	8.2	±30	1kHz	-	42	2.3	-
EA	100	10	±20	1kHz	-	52	2.1	-
EB	120	12	±20	1kHz	-	61	1.9	-
EC	150	15	±20	1kHz	-	73	1.8	-
ED	180	18	±20	1kHz	-	80	1.7	-
EE	220	22	±20	1kHz	-	125	1.5	-
EF	270	27	±20	1kHz	-	131	1.3	-
EG	330	33	±20	1kHz	-	188	1.2	-
EH	390	39	±20	1kHz	-	204	1.0	-
EJ	470	47	±20	1kHz	-	222	0.90	-
EK	560	56	±20	1kHz	-	251	0.84	-
EL	680	68	±20	1kHz	-	282	0.80	-
EM	820	82	±20	1kHz	-	374	0.75	-
FA	101	100	±20	1kHz	-	458	0.70	-
FB	121	120	±20	1kHz	-	545	0.60	-
FC	151	150	±20	1kHz	-	685	0.55	-

DATA LIST (C6-K5LA Series)

C6-K5LA (Height : 5mm max.)

Item	Stamp	Inductance			SRF (MHz) min.	DCR (mΩ) typ.	DC Current (A)	
		(μH)	Tolerance (%)	Test Freq. (kHz)			Inductance -10% typ.	Temp. Δ40K typ.
DA	1R0	1.0	±30	1kHz	-	10	7.0	5.2
DC	1R5	1.5	±30	1kHz	-	12	6.2	4.9
DE	2R2	2.2	±30	1kHz	-	14	5.5	4.5
DG	3R3	3.3	±30	1kHz	-	18	4.8	4.3
DH	3R9	3.9	±30	1kHz	-	22	4.3	4.0
DJ	4R7	4.7	±30	1kHz	-	34	3.9	3.4
DL	6R8	6.8	±30	1kHz	-	40	3.60	3.00
DM	8R2	8.2	±30	1kHz	-	45	3.40	2.80
EA	100	10	±30	1kHz	-	50	3.10	2.60
EB	120	12	±30	1kHz	-	55	2.90	2.50
EC	150	15	±20	1kHz	-	60	2.70	2.40
ED	180	18	±20	1kHz	-	80	2.20	2.20
EE	220	22	±20	1kHz	-	90	2.10	2.10
EF	270	27	±20	1kHz	-	100	2.00	1.90
EG	330	33	±20	1kHz	-	140	1.80	1.70
EH	390	39	±20	1kHz	-	160	1.60	1.60
EJ	470	47	±20	1kHz	-	180	1.40	1.40
EK	560	56	±20	1kHz	-	205	1.30	1.30
EL	680	68	±20	1kHz	-	340	1.05	1.10
EM	820	82	±20	1kHz	-	485	0.90	0.90
FA	101	100	±20	1kHz	-	510	0.80	0.85

DATA LIST (C8-K4L Series)

C8-K4L (Height : 4mm max.)

Item	Stamp	Inductance			SRF (MHz) min.	DCR (mΩ) typ.	DC Current (A)	
		(μH)	Tolerance (%)	Test Freq. (kHz)			Inductance -10% typ.	Temp. Δ25K typ.
DA	1R0	1.0	±30	1kHz	-	10	7.0	-
DC	1R5	1.5	±30	1kHz	-	12	6.5	-
DE	2R2	2.2	±30	1kHz	-	14	5.6	-
DF	2R7	2.7	±30	1kHz	-	16	5.2	-
DH	3R9	3.9	±30	1kHz	-	18	4.3	-
DJ	4R7	4.7	±30	1kHz	-	21	4.2	-
DK	5R6	5.6	±30	1kHz	-	23	4.1	-
DL	6R8	6.8	±30	1kHz	-	28	3.5	-
DM	8R2	8.2	±30	1kHz	-	33	3.1	-
EA	100	10	±20	1kHz	-	38	2.7	-
EB	120	12	±20	1kHz	-	44	2.6	-
EC	150	15	±20	1kHz	-	50	2.3	-
ED	180	18	±20	1kHz	-	54	2.2	-
EE	220	22	±20	1kHz	-	78	1.9	-
EF	270	27	±20	1kHz	-	89	1.5	-
EG	330	33	±20	1kHz	-	111	1.4	-
EH	390	39	±20	1kHz	-	121	1.3	-
EJ	470	47	±20	1kHz	-	142	1.2	-
EK	560	56	±20	1kHz	-	155	1.1	-
EL	680	68	±20	1kHz	-	200	1.05	-
EM	820	82	±20	1kHz	-	250	1.00	-
FA	101	100	±20	1kHz	-	310	0.95	-
FB	121	120	±20	1kHz	-	341	0.82	-
FC	151	150	±20	1kHz	-	421	0.73	-

DATA LIST (C8-K5L Series)

C8-K5L (Height : 5mm max.)

Item	Stamp	Inductance			SRF (MHz) min.	DCR (mΩ) typ.	DC Current (A)	
		(μH)	Tolerance (%)	Test Freq. (kHz)			Inductance -10% typ.	Temp. Δ25K typ.
DA	1R0	1.0	±30	1kHz	-	10	7.0	-
DC	1R5	1.5	±30	1kHz	-	12	6.5	-
DE	2R2	2.2	±30	1kHz	-	14	5.6	-
DF	2R7	2.7	±30	1kHz	-	16	5.2	-
DH	3R9	3.9	±30	1kHz	-	18	4.3	-
DJ	4R7	4.7	±30	1kHz	-	20	4.2	-
DK	5R6	5.6	±30	1kHz	-	22	4.1	-
DL	6R8	6.8	±30	1kHz	-	26	3.5	-
DM	8R2	8.2	±30	1kHz	-	28	3.1	-
EA	100	10	±20	1kHz	-	31	2.7	-
EB	120	12	±20	1kHz	-	34	2.6	-
EC	150	15	±20	1kHz	-	40	2.3	-
ED	180	18	±20	1kHz	-	46	2.2	-
EE	220	22	±20	1kHz	-	53	1.9	-
EF	270	27	±20	1kHz	-	64	1.5	-
EG	330	33	±20	1kHz	-	74	1.4	-
EH	390	39	±20	1kHz	-	86	1.3	-
EJ	470	47	±20	1kHz	-	100	1.2	-
EK	560	56	±20	1kHz	-	128	1.1	-
EL	680	68	±20	1kHz	-	150	1.1	-
EM	820	82	±20	1kHz	-	174	1.00	-
FA	101	100	±20	1kHz	-	209	0.95	-
FB	121	120	±20	1kHz	-	260	0.82	-
FC	151	150	±20	1kHz	-	348	0.73	-

DATA LIST (C8-K5LA Series)

C8-K5LA (Height : 5mm max.)

Item	Stamp	Inductance			SRF (MHz) min.	DCR (mΩ) typ.	DC Current (A)	
		(μH)	Tolerance (%)	Test Freq. (kHz)			Inductance -30% typ.	Temp. Δ40K typ.
DB	1R2	1.2	±30	1kHz	-	11	10.3	7.00
DD	1R8	1.8	±30	1kHz	-	12	9.0	6.20
DE	2R2	2.2	±30	1kHz	-	16	7.5	5.80
DG	3R3	3.3	±30	1kHz	-	19	6.8	5.00
DH	3R9	3.9	±30	1kHz	-	25	5.7	4.30
DJ	4R7	4.7	±30	1kHz	-	27	5.5	4.00
DK	5R6	5.6	±30	1kHz	-	35	4.8	3.50
DL	6R8	6.8	±30	1kHz	-	38	4.5	3.30
DM	8R2	8.2	±30	1kHz	-	42	4.2	3.10
EA	100	10	±20	1kHz	-	55	3.6	2.80
EB	120	12	±20	1kHz	-	60	3.40	2.70
EC	150	15	±20	1kHz	-	65	3.20	2.60
ED	180	18	±20	1kHz	-	77	2.80	2.30
EE	220	22	±20	1kHz	-	88	2.60	2.20
EF	270	27	±20	1kHz	-	112	2.40	1.90
EG	330	33	±20	1kHz	-	124	2.20	1.70
EH	390	39	±20	1kHz	-	134	2.10	1.60
EJ	470	47	±20	1kHz	-	160	1.80	1.50
EK	560	56	±20	1kHz	-	226	1.60	1.30
EL	680	68	±20	1kHz	-	250	1.50	1.10
EM	820	82	±20	1kHz	-	317	1.40	1.05
FA	101	100	±20	1kHz	-	352	1.30	0.95
FB	121	120	±20	1kHz	-	392	1.2	0.90
FC	151	150	±20	1kHz	-	438	1.1	0.85

DATA LIST (C10-K3L Series)

C10-K3L (Height : 3mm max.)

Item	Stamp	Inductance			SRF (MHz) min.	DCR (mΩ) typ.	DC Current (A)	
		(μH)	Tolerance (%)	Test Freq. (kHz)			Inductance -10% typ.	Temp. Δ40K typ.
DB	1R2	1.2	±30	1kHz	-	16	6.20	5.40
DD	1R8	1.8	±30	1kHz	-	21	5.60	4.80
DF	2R7	2.7	±30	1kHz	-	27	4.90	4.30
DH	3R9	3.9	±30	1kHz	-	29	4.30	3.70
DJ	4R7	4.7	±30	1kHz	-	35	3.90	3.60
DK	5R6	5.6	±30	1kHz	-	43	3.60	3.30
DM	8R2	8.2	±30	1kHz	-	48	3.20	3.20
EA	100	10	±20	1kHz	-	52	2.90	2.80
EB	120	12	±20	1kHz	-	68	2.60	2.60
EC	150	15	±20	1kHz	-	79	2.35	2.30
ED	180	18	±20	1kHz	-	98	2.20	2.25
EE	220	22	±20	1kHz	-	101	2.00	1.95
EF	270	27	±20	1kHz	-	131	1.85	1.80
EG	330	33	±20	1kHz	-	147	1.70	1.80
EH	390	39	±20	1kHz	-	194	1.55	1.75
EJ	470	47	±20	1kHz	-	219	1.40	1.65
EK	560	56	±20	1kHz	-	303	1.35	1.40
EL	680	68	±20	1kHz	-	346	1.20	1.30
EM	820	82	±20	1kHz	-	373	1.10	0.95
FA	101	100	±20	1kHz	-	490	0.95	0.90
FB	121	120	±20	1kHz	-	560	0.85	0.85
FC	151	150	±20	1kHz	-	696	0.70	0.70

DATA LIST (C10-K4L Series)

C10-K4L (Height : 4mm max.)

Item	Stamp	Inductance			SRF (MHz) min.	DCR (mΩ) typ.	DC Current (A)	
		(μH)	Tolerance (%)	Test Freq. (kHz)			Inductance -10% typ.	Temp. Δ25K typ.
DA	1R0	1.0	±30	1kHz	-	11	7.10	-
DC	1R5	1.5	±30	1kHz	-	13	5.40	-
DE	2R2	2.2	±30	1kHz	-	16	5.30	-
DG	3R3	3.3	±30	1kHz	-	18	4.90	-
DJ	4R7	4.7	±30	1kHz	-	21	4.60	-
DK	5R6	5.6	±30	1kHz	-	23	4.10	-
DL	6R8	6.8	±30	1kHz	-	27	3.50	-
DM	8R2	8.2	±30	1kHz	-	30	3.30	-
EA	100	10	±30	1kHz	-	33	3.00	-
EB	120	12	±30	1kHz	-	36	2.90	-
EC	150	15	±30	1kHz	-	39	2.60	-
ED	180	18	±30	1kHz	-	43	2.40	-
EE	220	22	±30	1kHz	-	57	2.10	-
EF	270	27	±20	1kHz	-	91	2.00	-
EG	330	33	±20	1kHz	-	103	1.80	-
EH	390	39	±20	1kHz	-	116	1.70	-
EJ	470	47	±20	1kHz	-	128	1.50	-
EK	560	56	±20	1kHz	-	141	1.40	-
EL	680	68	±20	1kHz	-	161	1.20	-
EM	820	82	±20	1kHz	-	213	1.10	-
FA	101	100	±20	1kHz	-	255	1.00	-
FB	121	120	±20	1kHz	-	274	0.95	-
FC	151	150	±20	1kHz	-	313	0.85	-

DATA LIST (C12-K4.5L Series)

C12-K4.5L (Height : 4.5mm max.)

Item	Stamp	Inductance			SRF (MHz) min.	DCR (mΩ) typ.	DC Current (A)	
		(μH)	Tolerance (%)	Test Freq. (kHz)			Inductance -10% typ.	Temp. Δ25K typ.
DA	1R0	1.0	±30	1kHz	-	7	7.1	-
DC	1R5	1.5	±30	1kHz	-	9	6.8	-
DE	2R2	2.2	±30	1kHz	-	12	6.6	-
DG	3R3	3.3	±30	1kHz	-	15	6.4	-
DJ	4R7	4.7	±30	1kHz	-	18	6.2	-
DL	6R8	6.8	±30	1kHz	-	21	6.0	-
DM	8R2	8.2	±30	1kHz	-	23	5.5	-
EA	100	10	±30	1kHz	-	26	5.2	-
EB	120	12	±30	1kHz	-	40	4.0	-
EC	150	15	±30	1kHz	-	45	3.9	-
ED	180	18	±30	1kHz	-	54	3.8	-
EE	220	22	±30	1kHz	-	58	3.2	-
EF	270	27	±30	1kHz	-	71	2.8	-
EG	330	33	±30	1kHz	-	102	2.6	-
EH	390	39	±20	1kHz	-	109	2.4	-
EJ	470	47	±20	1kHz	-	148	2.2	-
EK	560	56	±20	1kHz	-	163	1.9	-
EL	680	68	±20	1kHz	-	211	1.8	-
EM	820	82	±20	1kHz	-	228	1.7	-
FA	101	100	±20	1kHz	-	256	1.5	-
FB	121	120	±20	1kHz	-	298	1.3	-
FC	151	150	±20	1kHz	-	430	1.2	-

DATA LIST (C12-K7.5L Series)

C12-K7.5L (Height : 7.5mm max.)

Item	Stamp	Inductance			SRF (MHz) min.	DCR (mΩ) typ.	DC Current (A)	
		(μH)	Tolerance (%)	Test Freq. (kHz)			Inductance -30% typ.	Temp. Δ40K typ.
DA	1R0	1.0	±30	1kHz	-	6.3	23.50	12.00
DC	1R5	1.5	±30	1kHz	-	7.1	17.10	10.00
DF	2R7	2.7	±30	1kHz	-	8.5	15.50	9.00
DH	3R9	3.9	±30	1kHz	-	10.2	13.20	8.20
DJ	4R7	4.7	±30	1kHz	-	11.7	11.30	7.50
DL	6R8	6.8	±30	1kHz	-	13.1	10.10	6.80
DM	8R2	8.2	±30	1kHz	-	14.7	8.55	6.30
EA	100	10	±20	1kHz	-	18.1	7.55	5.80
EB	120	12	±20	1kHz	-	19.9	7.10	5.60
EC	150	15	±20	1kHz	-	21.2	6.50	5.40
ED	180	18	±20	1kHz	-	23.3	6.15	5.20
EE	220	22	±20	1kHz	-	26.1	5.75	5.00
EF	270	27	±20	1kHz	-	32.9	4.65	4.20
EG	330	33	±20	1kHz	-	40.9	4.50	3.80
EH	390	39	±20	1kHz	-	43.0	4.25	3.60
EJ	470	47	±20	1kHz	-	56.6	3.90	3.30
EK	560	56	±20	1kHz	-	61.5	3.55	3.10
EL	680	68	±20	1kHz	-	67.8	3.20	2.90
EM	820	82	±20	1kHz	-	81.2	2.80	2.80
FA	101	100	±20	1kHz	-	91.1	2.55	2.60
FB	121	120	±20	1kHz	-	118.8	2.40	2.40
FC	151	150	±20	1kHz	-	135.6	2.20	2.20

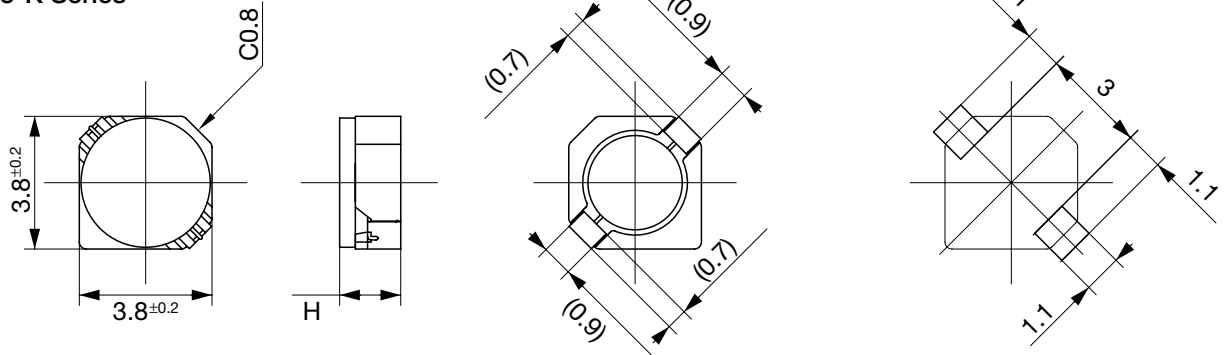
DATA LIST (C13-K4.5L Series)

C13-K4.5L (Height : 4.5mm max.)

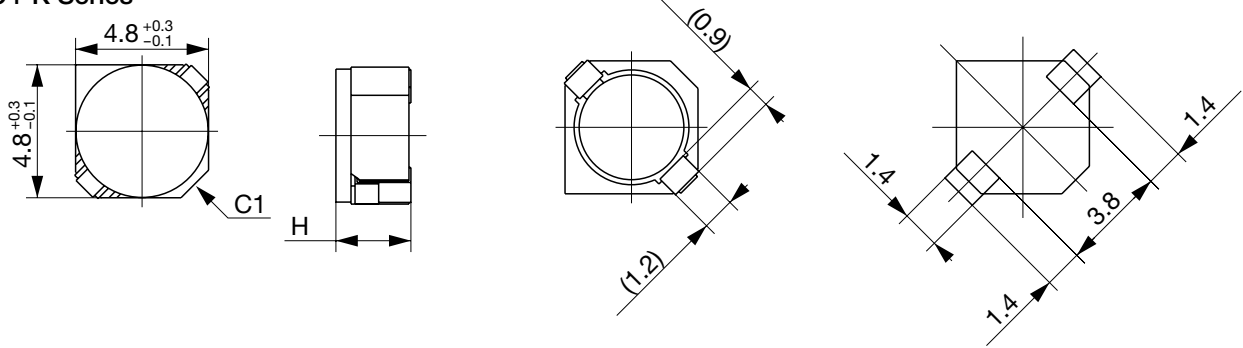
Item	Stamp	Inductance			SRF (MHz) min.	DCR (mΩ) typ.	DC Current (A)	
		(μH)	Tolerance (%)	Test Freq. (kHz)			Inductance -10% typ.	Temp. Δ25K typ.
DA	1R0	1.0	±30	1kHz	-	8	11.02	-
DC	1R5	1.5	±30	1kHz	-	10	9.21	-
DF	2R7	2.7	±30	1kHz	-	13	8.23	-
DH	3R9	3.9	±30	1kHz	-	18	7.08	-
DJ	4R7	4.7	±30	1kHz	-	22	6.36	-
DL	6R8	6.8	±30	1kHz	-	25	5.54	-
DM	8R2	8.2	±30	1kHz	-	28	5.07	-
EA	100	10	±30	1kHz	-	32	4.61	-
EB	120	12	±30	1kHz	-	36	4.25	-
EC	150	15	±30	1kHz	-	39	3.95	-
ED	180	18	±30	1kHz	-	43	3.68	-
EE	220	22	±30	1kHz	-	51	3.23	-
EF	270	27	±30	1kHz	-	59	3.00	-
EG	330	33	±30	1kHz	-	68	2.67	-
EH	390	39	±20	1kHz	-	151	2.33	-
EJ	470	47	±20	1kHz	-	171	2.10	-
EK	560	56	±20	1kHz	-	187	1.99	-
EL	680	68	±20	1kHz	-	215	1.80	-
EM	820	82	±20	1kHz	-	235	1.71	-
FA	101	100	±20	1kHz	-	265	1.57	-
FB	121	120	±20	1kHz	-	296	1.44	-
FC	151	150	±20	1kHz	-	339	1.33	-

DIMENSIONS

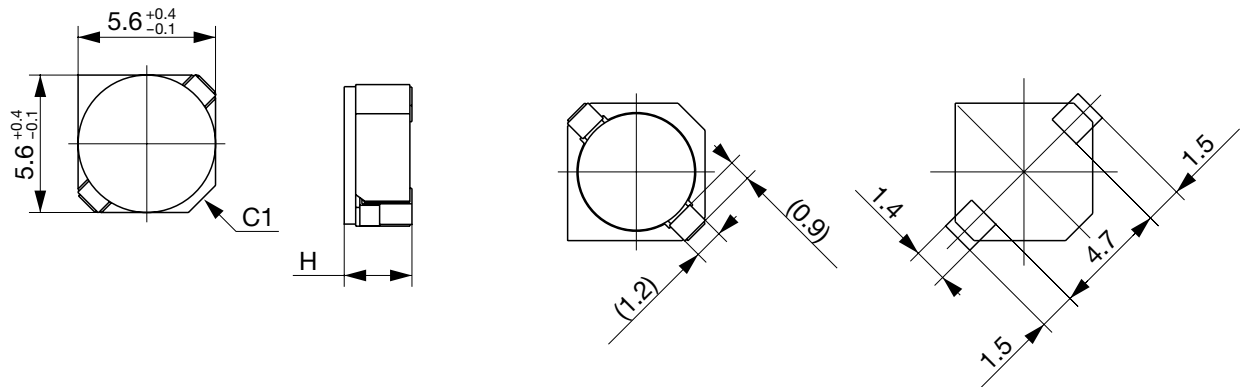
C3-K Series



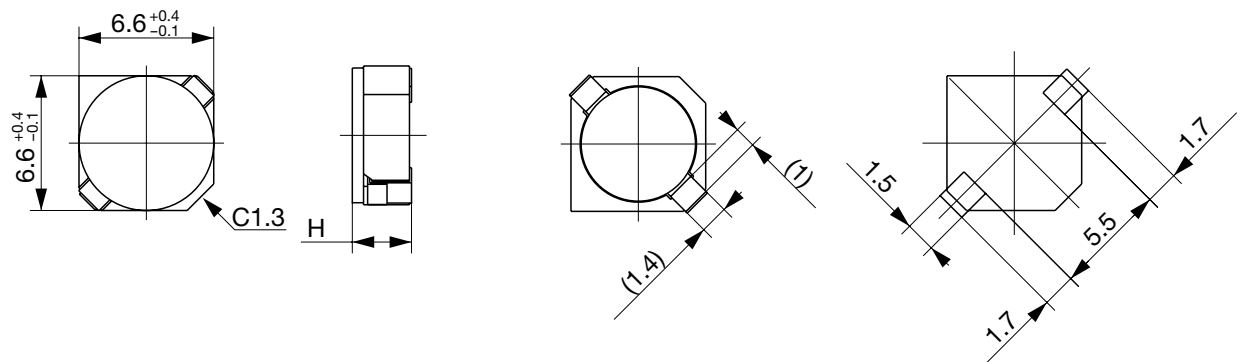
C4-K Series



C5-K Series

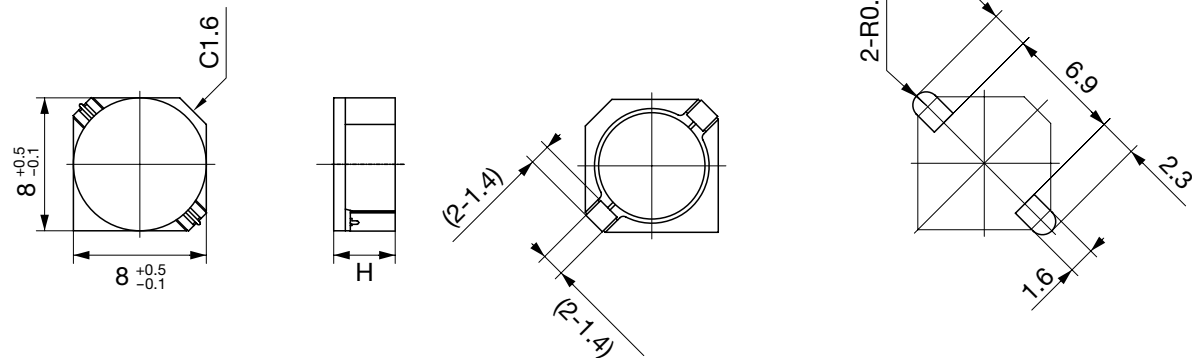


C6-K Series

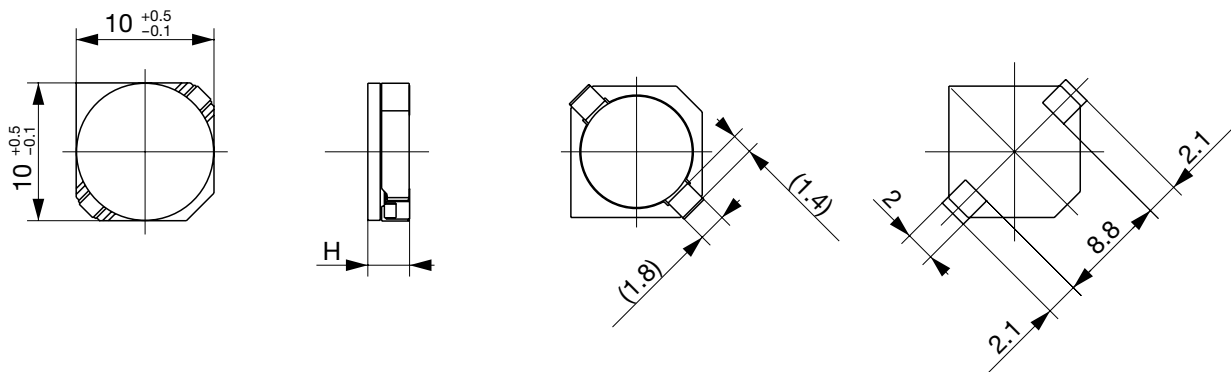


Unit : mm

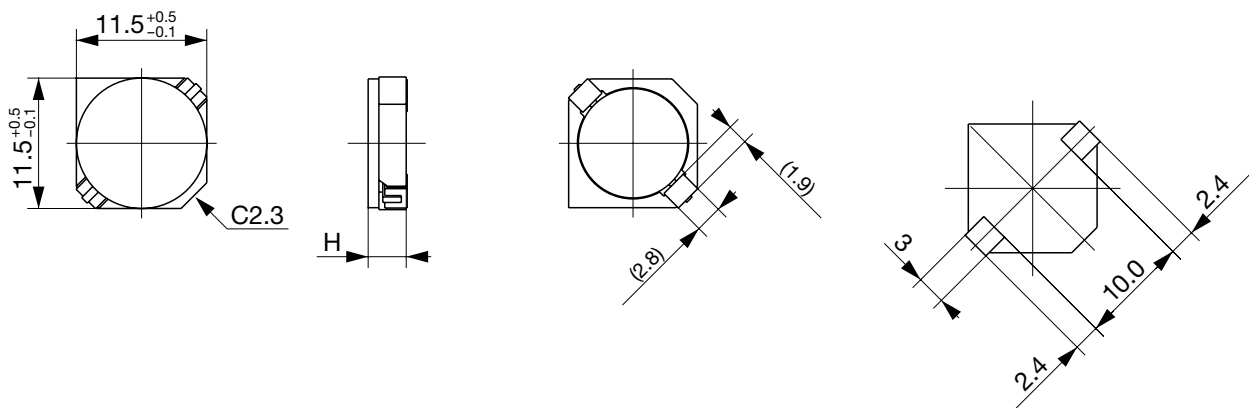
C8-K Series



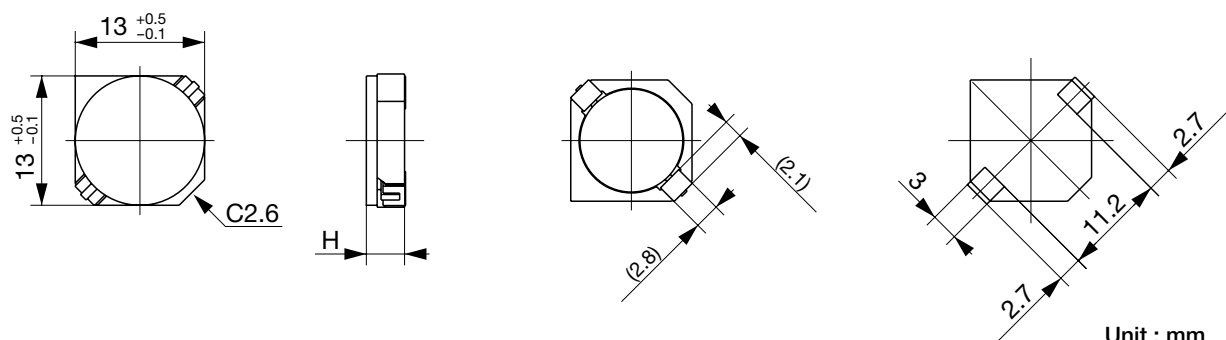
C10-K Series



C12-K Series



C13-K Series



Unit : mm