

**2SC4853**

## Low-Voltage, Low-Current High-Frequency Amplifier Applications

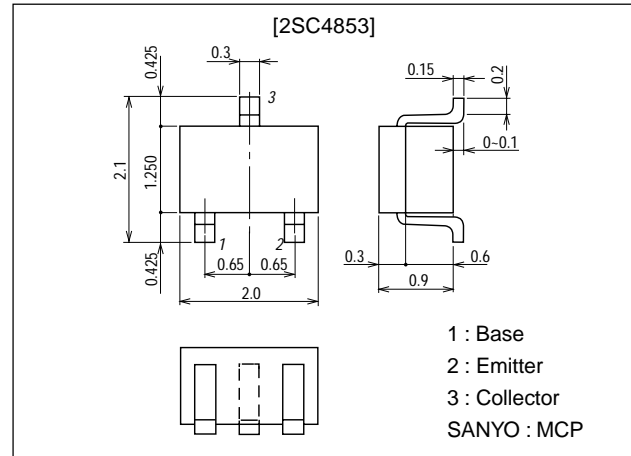
### Features

- Low-voltage, low-current operation :  $f_T=5\text{GHz}$  typ.  
( $V_{CE}=1\text{V}$ ,  $I_C=1\text{mA}$ ) :  $|S_{21e}|^2=7\text{dB}$  typ ( $f=1\text{GHz}$ ).  
:  $NF=2.6\text{dB}$  typ ( $f=1\text{GHz}$ ).

### Package Dimensions

unit:mm

2059B



### Specifications

#### Absolute Maximum Ratings at $T_a = 25^\circ\text{C}$

Parameter	Symbol	Conditions	Ratings	Unit
Collector-to-Base Voltage	$V_{CBO}$		12	V
Collector-to-Emitter Voltage	$V_{CEO}$		6	V
Emitter-to-Base Voltage	$V_{EBO}$		1.5	V
Collector Current	$I_C$		15	mA
Collector Dissipation	$P_C$		80	mW
Junction Temperature	$T_J$		150	$^\circ\text{C}$
Storage Temperature	$T_{stg}$		-55 to +150	$^\circ\text{C}$

#### Electrical Characteristics at $T_a = 25^\circ\text{C}$

Parameter	Symbol	Conditions	Ratings			Unit
			min	typ	max	
Collector Cutoff Current	$I_{CBO}$	$V_{CB}=5\text{V}$ , $I_E=0$			1.0	$\mu\text{A}$
Emitter Cutoff Current	$I_{EBO}$	$V_{EB}=1\text{V}$ , $I_C=0$			10	$\mu\text{A}$
DC Current Gain	$h_{FE}$	$V_{CE}=1\text{V}$ , $I_C=1\text{mA}$	60*		270*	
Gain-Bandwidth Product	$f_T$	$V_{CE}=1\text{V}$ , $I_C=1\text{mA}$		5		GHz
Output Capacitance	$C_{ob}$	$V_{CB}=1\text{V}$ , $f=1\text{MHz}$		0.6	1.0	pF

\* : The 2SC4853 is classified by 1mA  $h_{FE}$  as follows :

60	3	120	90	4	180	135	5	270
----	---	-----	----	---	-----	-----	---	-----

Marking : CN

$h_{FE}$  rank : 3, 4, 5

- Any and all SANYO products described or contained herein do not have specifications that can handle applications that require extremely high levels of reliability, such as life-support systems, aircraft's control systems, or other applications whose failure can be reasonably expected to result in serious physical and/or material damage. Consult with your SANYO representative nearest you before using any SANYO products described or contained herein in such applications.
- SANYO assumes no responsibility for equipment failures that result from using products at values that exceed, even momentarily, rated values (such as maximum ratings, operating condition ranges, or other parameters) listed in products specifications of any and all SANYO products described or contained herein.

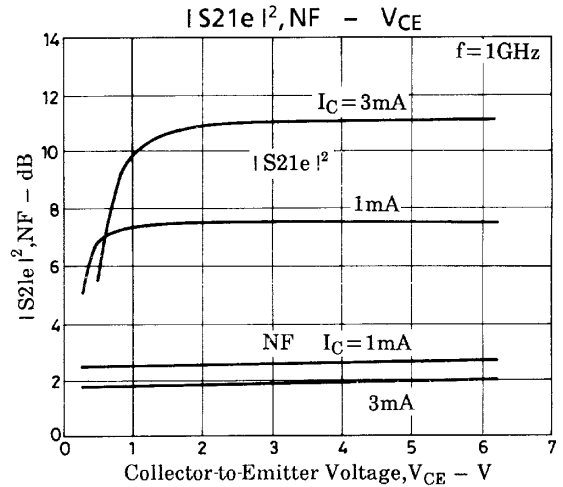
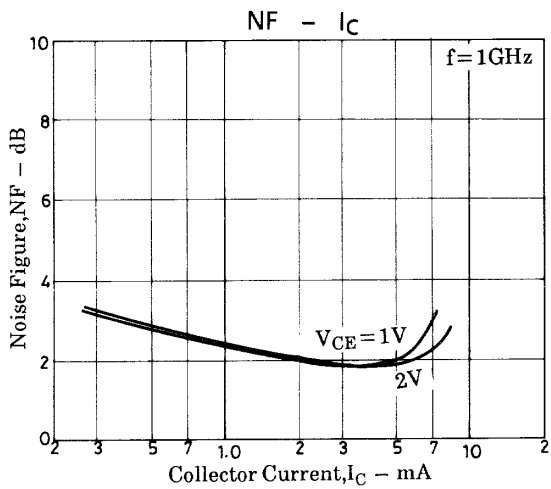
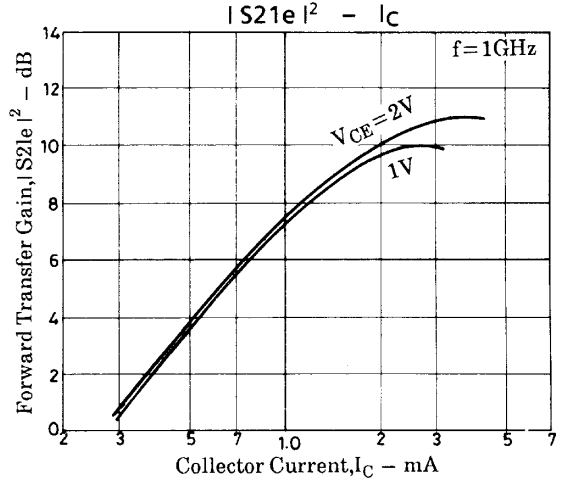
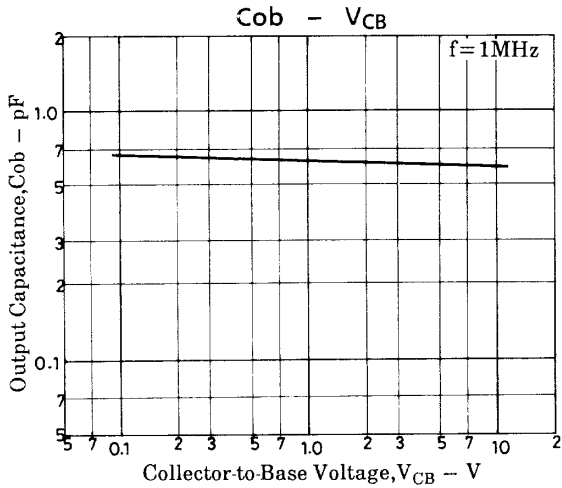
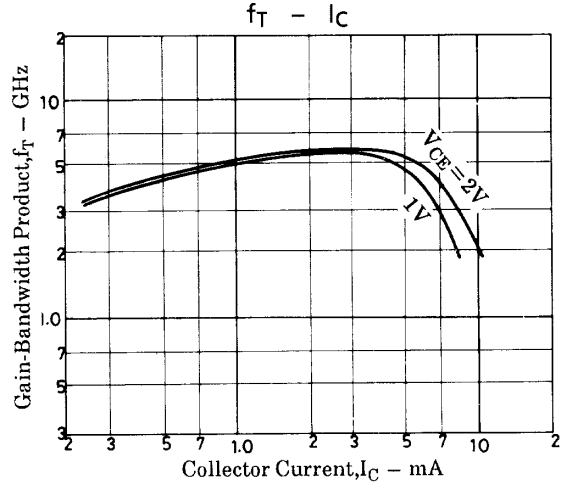
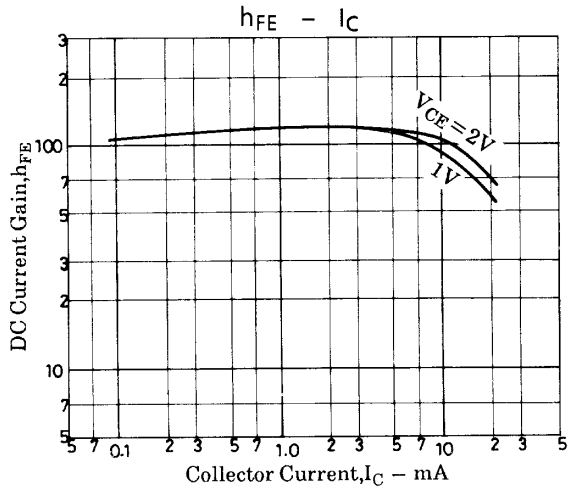
**SANYO Electric Co., Ltd. Semiconductor Business Headquarters**

TOKYO OFFICE Tokyo Bldg., 1-10, 1 Chome, Ueno, Taito-ku, TOKYO, 110-8534 JAPAN

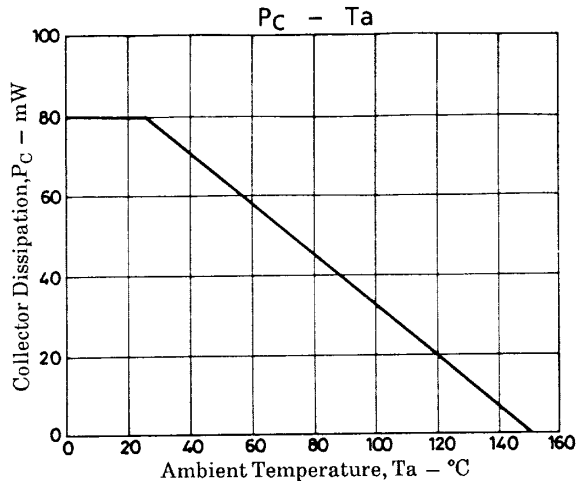
12099HA (KT)/20696YK/41894HO (KOTO) AX-9520 No.4578-1/4

# 2SC4853

Parameter	Symbol	Conditions	Ratings			Unit
			min	typ	max	
Forward Transfer Gain	$ S_{21e} ^2_1$	$V_{CE}=1V, I_C=1mA, f=1GHz$	4.5	7		dB
	$ S_{21e} ^2_2$	$V_{CE}=2V, I_C=3mA, f=1GHz$		10.5		dB
Noise Figure	NF1	$V_{CE}=1V, I_C=1mA, f=1GHz$		2.6	4.5	dB
	NF2	$V_{CE}=2V, I_C=3mA, f=1GHz$		1.9		dB

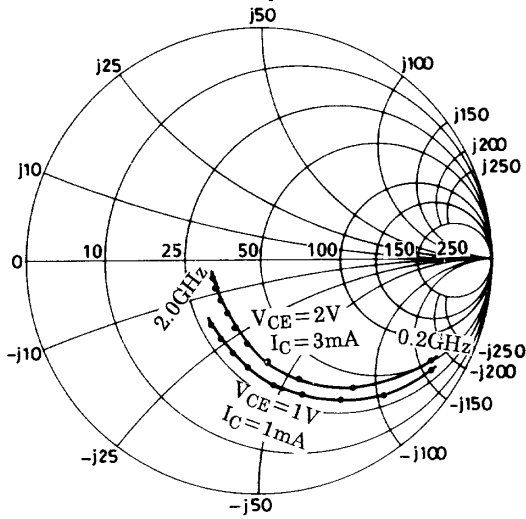


# 2SC4853

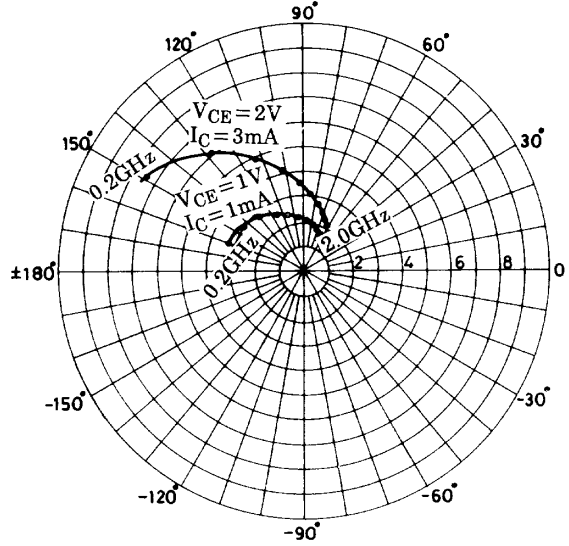


## S parameter

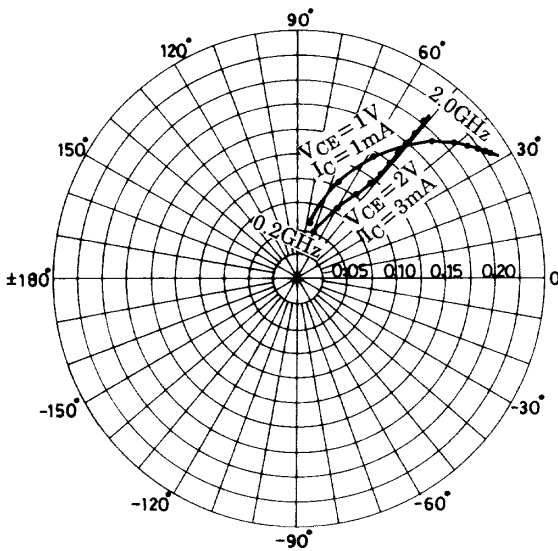
S11e  
f = 200 to 2000MHz (200MHz step)



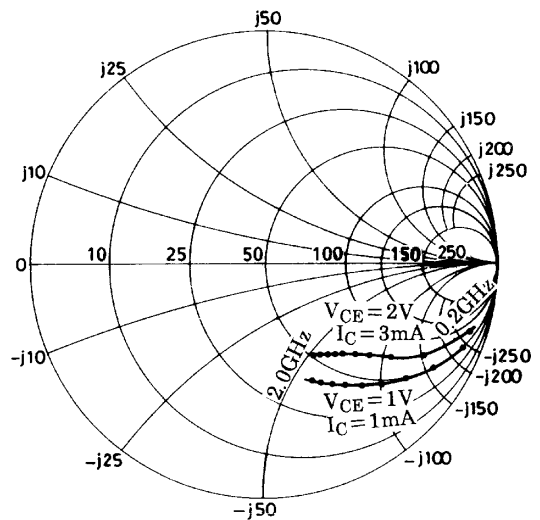
S21e  
f = 200 to 2000MHz (200MHz step)



S12e  
f = 200 to 2000MHz (200MHz step)



S22e  
f = 200 to 2000MHz (200MHz step)



**S parameter (Common emitter)** $V_{CE}=1V, I_C=1mA, Z_0=50\Omega$ 

Freq (MHz)	$ S_{11} $	$\angle S_{11}$	$ S_{21} $	$\angle S_{21}$	$ S_{12} $	$\angle S_{12}$	$ S_{22} $	$\angle S_{22}$
200	0.940	-17.9	3.228	159.6	0.058	77.1	0.972	-12.2
400	0.863	-33.7	2.983	143.7	0.107	66.6	0.914	-22.7
600	0.778	-48.0	2.732	129.9	0.145	58.1	0.844	-31.7
800	0.698	-60.5	2.469	117.7	0.173	50.9	0.773	-39.6
1000	0.608	-73.5	2.320	106.2	0.195	45.4	0.717	-46.0
1200	0.546	-84.7	2.106	96.3	0.210	40.9	0.668	-51.7
1400	0.470	-96.2	1.977	87.1	0.129	37.6	0.624	-56.5
1600	0.418	-106.4	1.826	78.8	0.224	35.3	0.590	-60.6
1800	0.388	-117.3	1.700	72.2	0.230	33.8	0.562	-64.3
2000	0.354	-127.0	1.615	65.9	0.234	32.9	0.546	-67.5

 $V_{CE}=2V, I_C=3mA, Z_0=50\Omega$ 

Freq (MHz)	$ S_{11} $	$\angle S_{11}$	$ S_{21} $	$\angle S_{21}$	$ S_{12} $	$\angle S_{12}$	$ S_{22} $	$\angle S_{22}$
200	0.839	-30.6	7.428	149.3	0.050	71.4	0.916	-18.3
400	0.672	-53.7	6.016	128.5	0.083	60.6	0.778	-30.2
600	0.536	-71.7	4.908	113.6	0.105	55.1	0.672	-37.1
800	0.431	-85.7	4.073	101.9	0.121	52.5	0.597	-41.9
1000	0.360	-99.0	3.494	92.7	0.135	51.4	0.548	-45.7
1200	0.310	-111.4	3.033	84.4	0.150	50.9	0.514	-49.2
1400	0.265	-122.6	2.694	77.4	0.162	50.9	0.492	-52.3
1600	0.242	-134.7	2.422	70.9	0.175	51.0	0.475	-55.6
1800	0.228	-148.0	2.205	65.9	0.189	51.1	0.461	-59.0
2000	0.217	-157.2	2.061	60.8	0.205	51.0	0.456	-61.8

- Specifications of any and all SANYO products described or contained herein stipulate the performance, characteristics, and functions of the described products in the independent state, and are not guarantees of the performance, characteristics, and functions of the described products as mounted in the customer's products or equipment. To verify symptoms and states that cannot be evaluated in an independent device, the customer should always evaluate and test devices mounted in the customer's products or equipment.
- SANYO Electric Co., Ltd. strives to supply high-quality high-reliability products. However, any and all semiconductor products fail with some probability. It is possible that these probabilistic failures could give rise to accidents or events that could endanger human lives, that could give rise to smoke or fire, or that could cause damage to other property. When designing equipment, adopt safety measures so that these kinds of accidents or events cannot occur. Such measures include but are not limited to protective circuits and error prevention circuits for safe design, redundant design, and structural design.
- In the event that any or all SANYO products(including technical data, services) described or contained herein are controlled under any of applicable local export control laws and regulations, such products must not be exported without obtaining the export license from the authorities concerned in accordance with the above law.
- No part of this publication may be reproduced or transmitted in any form or by any means, electronic or mechanical, including photocopying and recording, or any information storage or retrieval system, or otherwise, without the prior written permission of SANYO Electric Co., Ltd.
- Any and all information described or contained herein are subject to change without notice due to product/technology improvement, etc. When designing equipment, refer to the "Delivery Specification" for the SANYO product that you intend to use.
- Information (including circuit diagrams and circuit parameters) herein is for example only ; it is not guaranteed for volume production. SANYO believes information herein is accurate and reliable, but no guarantees are made or implied regarding its use or any infringements of intellectual property rights or other rights of third parties.

This catalog provides information as of January, 1999. Specifications and information herein are subject to change without notice.