

**DESCRIPTION**

2SC5883 is a ultra super mini package resin sealed silicon NPN epitaxial transistor, It is designed for high frequency application. Since it is a super-thin flat lead type package,a high-density mounting are possible.

**FEATURE**

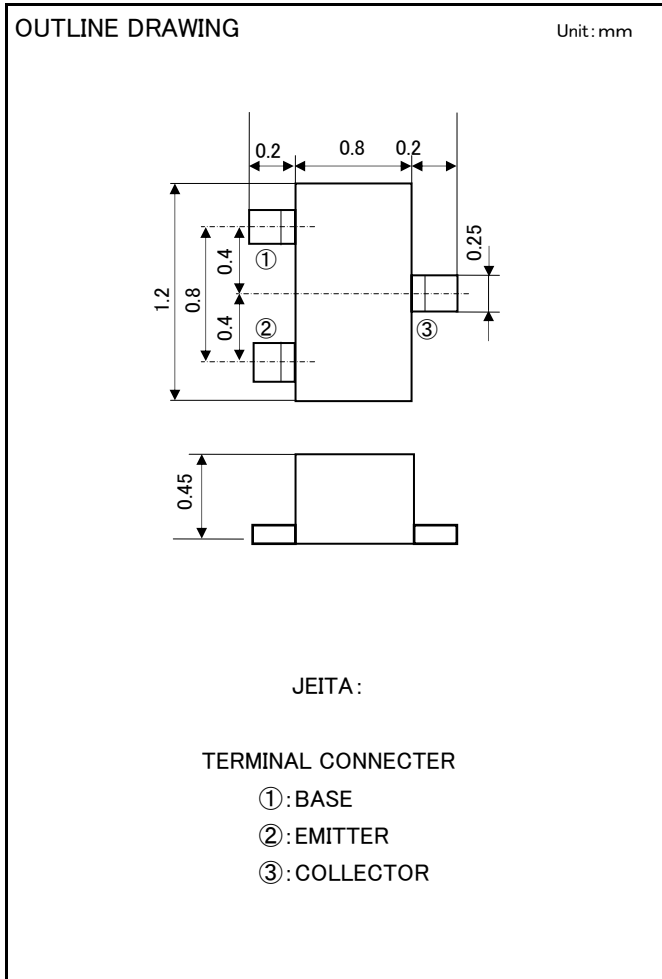
- Super-thin flat lead type package.  
t=0.45mm
- High gain bandwidth product.  
fT=8.0GHz
- High gain, low noise.
- Can operate at low voltage.

**APPLICATION**

For TV tuners, high frequency amplifier , cellular phone system.

**MAXIMUM RATINGS (Ta=25°C)**

Symbol	Parameter	Ratings	Unit
V <sub>CB0</sub>	Collector to Base voltage	15	V
V <sub>CEO</sub>	Collector to Emitter voltage	6	V
V <sub>EBO</sub>	Emitter to Base voltage	1.5	V
I <sub>O</sub>	Collector current	50	mA
P <sub>c</sub>	Collector dissipation	80	mW
T <sub>j</sub>	Junction temperature	+125	°C
T <sub>stg</sub>	Storage temperature	-55~+125	°C



**ELECTRICAL CHARACTERISTICS (Ta=25°C)**

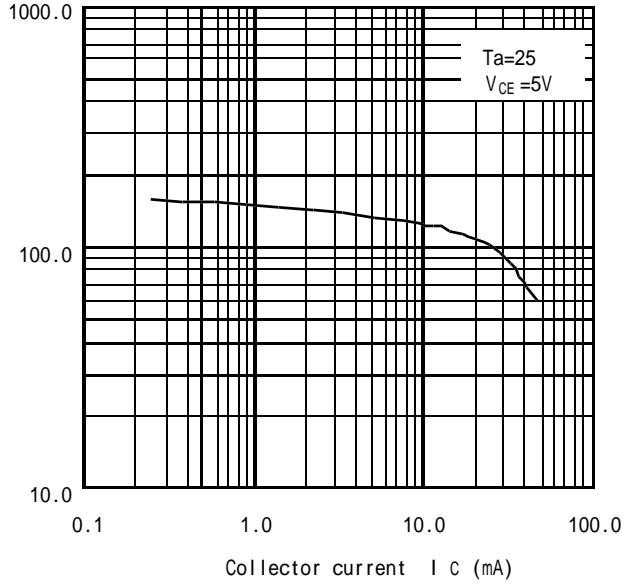
Parameter	Symbol	Test conditions	Limits			Unit
			Min	Typ	Max	
Collector cut off current	ICBO	V <sub>CB</sub> =10V, I <sub>E</sub> =0mA	-	-	1.0	μA
Emitter cut off current	IEBO	V <sub>EB</sub> =1V, I <sub>C</sub> =0mA	-	-	1.0	μA
DC forward current gain	hFE	V <sub>CE</sub> =5V, I <sub>C</sub> =10mA	50	-	250	
Gain bandwidth product	fT	V <sub>CE</sub> =5V, I <sub>E</sub> =10mA	5.0	8.0	-	GHz
Collector output capacitance	Cob	V <sub>CB</sub> =5V, I <sub>E</sub> =0mA, f=1MHz	-	0.8	-	pF
Insertion power gain	S <sub>21</sub>   <sup>2</sup>	V <sub>CE</sub> =5V, I <sub>C</sub> =10mA, f=1GHz	9.0	12.0	-	dB
Noise figure	NF	V <sub>CE</sub> =5V, I <sub>C</sub> =5mA, f=1GHz	-	1.4	-	dB

# 2SC5883

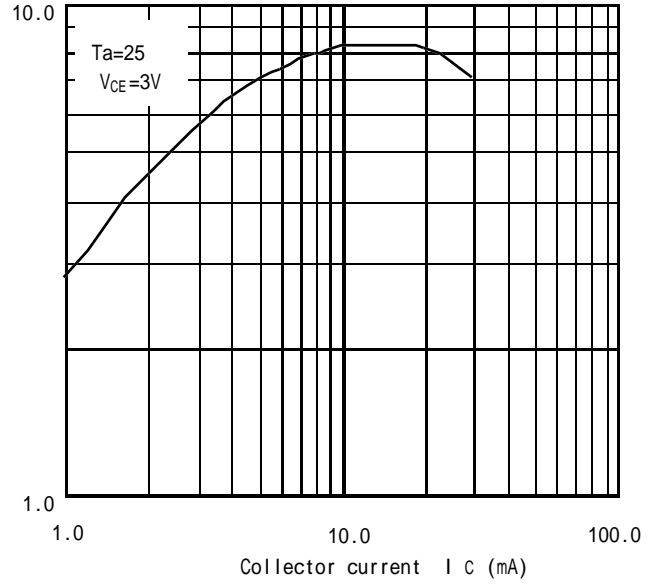
for high frequency amplify application

Silicon NPN epitaxial type

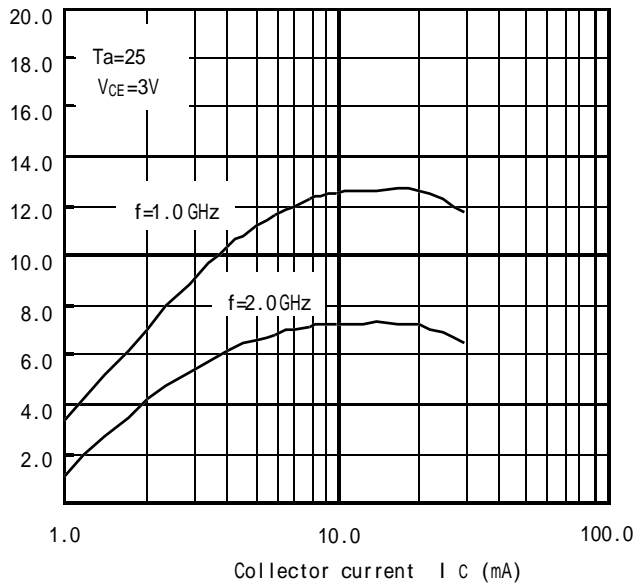
DC forward current gain - Collector current



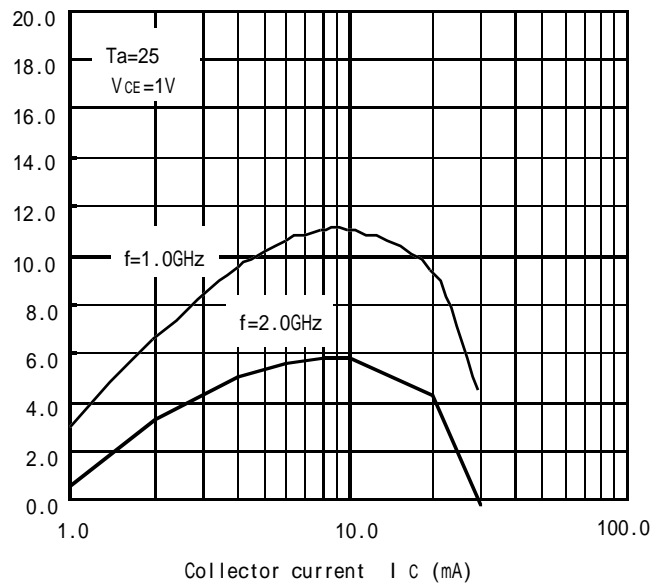
Gain Bandwidth product - Collector current



power gain - Collector current



power gain - Collector current



**2SC5883**

for high frequency amplify application

Silicon NPN epitaxial type

## S PARAMETER

VCE=1V, IC=10mA	FREQUENCY (MHz)	S11		S21		S12		S22	
		MAG	ANG	MAG	ANG	MAG	ANG	MAG	ANG
	500	0.481	-111.7	6.886	107.3	0.081	49.6	0.417	-64.4
	600	0.456	-122.3	6.192	101.6	0.088	50.0	0.384	-67.1
	700	0.446	-134.9	5.386	96.3	0.095	49.6	0.321	-75.8
	800	0.433	-141.1	4.911	92.2	0.100	50.3	0.298	-76.4
	900	0.422	-147.1	4.365	88.0	0.108	51.3	0.269	-79.9
	1000	0.415	-151.7	4.009	85.4	0.114	51.8	0.253	-80.4
	1100	0.414	-156.8	3.675	81.9	0.121	52.3	0.237	-84.3
	1200	0.404	-159.7	3.424	79.8	0.128	52.9	0.226	-84.9
	1300	0.402	-163.7	3.151	76.5	0.135	53.5	0.211	-86.8
	1400	0.399	-165.7	2.963	75.0	0.142	53.7	0.206	-88.0
	1500	0.394	-168.0	2.808	73.3	0.148	54.2	0.201	-87.8
	1600	0.396	-171.6	2.655	69.6	0.156	54.3	0.194	-89.5
	1700	0.389	-173.2	2.512	68.8	0.162	54.4	0.194	-91.3
	1800	0.391	-175.6	2.383	66.5	0.171	54.4	0.190	-93.1
	1900	0.389	-177.7	2.286	64.8	0.177	54.3	0.186	-94.8
	2000	0.384	-179.1	2.195	63.2	0.183	54.1	0.189	-96.4

VCE=3V, IC=10mA	FREQUENCY (MHz)	S11		S21		S12		S22	
		MAG	ANG	MAG	ANG	MAG	ANG	MAG	ANG
	500	0.501	-94.6	7.997	112.3	0.070	53.9	0.500	-48.9
	600	0.459	-106.1	7.245	106.3	0.075	54.2	0.468	-50.4
	700	0.432	-120.2	6.356	100.3	0.082	53.0	0.397	-56.4
	800	0.412	-127.5	5.802	95.8	0.087	54.0	0.374	-55.7
	900	0.392	-134.3	5.152	92.3	0.095	54.6	0.345	-57.6
	1000	0.383	-139.6	4.740	89.0	0.100	55.3	0.328	-57.3
	1100	0.376	-145.8	4.337	85.6	0.107	55.7	0.309	-59.3
	1200	0.366	-149.1	4.054	82.6	0.112	56.2	0.298	-59.4
	1300	0.359	-153.6	3.715	80.4	0.119	56.8	0.286	-60.6
	1400	0.357	-156.2	3.501	78.1	0.125	57.3	0.279	-60.5
	1500	0.350	-158.8	3.309	76.4	0.131	57.6	0.276	-60.3
	1600	0.350	-162.8	3.127	72.9	0.138	57.7	0.269	-61.5
	1700	0.343	-164.6	2.960	71.8	0.144	57.5	0.268	-63.4
	1800	0.344	-167.2	2.802	69.7	0.151	57.8	0.263	-63.8
	1900	0.341	-169.7	2.681	67.9	0.157	57.9	0.260	-65.0
	2000	0.336	-171.4	2.570	66.3	0.163	57.6	0.261	-66.6

VCE=5V, IC=10mA	FREQUENCY (MHz)	S11		S21		S12		S22	
		MAG	ANG	MAG	ANG	MAG	ANG	MAG	ANG
	500	0.514	-87.0	8.190	114.6	0.065	55.8	0.539	-42.7
	600	0.465	-98.3	7.470	108.7	0.071	55.8	0.511	-44.5
	700	0.431	-112.3	6.605	101.8	0.077	54.7	0.437	-48.9
	800	0.406	-119.8	6.053	97.7	0.083	55.6	0.416	-48.0
	900	0.382	-127.2	5.394	93.1	0.089	56.2	0.387	-49.6
	1000	0.369	-132.6	4.953	90.3	0.094	56.5	0.372	-49.1
	1100	0.360	-139.2	4.550	86.4	0.101	57.0	0.354	-51.0
	1200	0.347	-142.6	4.241	84.0	0.107	57.4	0.344	-51.2
	1300	0.338	-147.5	3.896	81.3	0.114	58.1	0.329	-51.6
	1400	0.335	-150.1	3.672	79.6	0.119	58.4	0.327	-52.4
	1500	0.328	-153.0	3.475	77.4	0.125	58.7	0.324	-52.2
	1600	0.327	-157.2	3.276	74.4	0.131	58.8	0.315	-52.6
	1700	0.319	-159.2	3.108	72.7	0.137	58.7	0.314	-54.7
	1800	0.320	-162.1	2.938	70.5	0.144	59.0	0.310	-55.2
	1900	0.316	-164.5	2.807	69.1	0.150	59.0	0.306	-56.7
	2000	0.312	-166.4	2.691	67.7	0.156	59.0	0.307	-57.7



*Marketing division, Marketing planning department*

6-41 Tsukuba, Isahaya, Nagasaki, 854-0065 Japan

**Keep safety first in your circuit designs!**

•ISAHAYA Electronics Corporation puts the maximum effort into making semiconductor products better and more reliable, but there is always the possibility that trouble may occur with them. Trouble with semiconductors may lead to personal injury, fire or property damage. Remember to give due consideration to safety when making your circuit designs, with appropriate measures such as (1) placement of substitutive, auxiliary, (2) use of non-flammable material or (3) prevention against any malfunction or mishap.

**Notes regarding these materials**

- These materials are intended as a reference to our customers in the selection of the ISAHAYA products best suited to the customer's application; they don't convey any license under any intellectual property rights, or any other rights, belonging ISAHAYA or third party.
- ISAHAYA Electronics Corporation assumes no responsibility for any damage, or infringement of any third party's rights, originating in the use of any product data, diagrams, charts or circuit application examples contained in these materials.
- All information contained in these materials, including product data, diagrams and charts, represent information on products at the time of publication of these materials, and are subject to change by ISAHAYA Electronics Corporation without notice due to product improvements or other reasons. It is therefore recommended that customers contact ISAHAYA Electronics Corporation or an authorized ISAHAYA products distributor for the latest product information before purchasing product listed herein.
- ISAHAYA Electronics Corporation products are not designed or manufactured for use in a device or system that is used under circumstances in which human life is potentially at stake. Please contact ISAHAYA electronics corporation or an authorized ISAHAYA products distributor when considering the use of a product contained herein for any specific purposes, such as apparatus or systems for transportation, vehicular, medical, aerospace, nuclear, or undersea repeater use.
- The prior written approval of ISAHAYA Electronics Corporation is necessary to reprint or reproduce in whole or in part these materials.
- If these products or technologies are subject to the Japanese export control restrictions, they must be exported under a license from the Japanese government and cannot be imported into a country other than the approved destination. Any diversion or re-export contrary to the export control laws and regulations of Japan and/or the country of destination is prohibited.
- Please contact ISAHAYA Electronics Corporation or authorized ISAHAYA products distributor for further details on these materials or the products contained therein.