

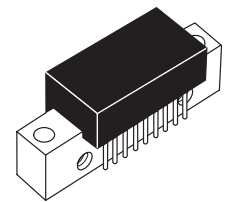
The RF Line Wideband Linear Amplifiers

... designed for amplifier applications in 50 to 100 ohm systems requiring wide bandwidth, low noise and low distortion. This hybrid provides excellent gain stability with temperature and linear amplification as a result of the push-pull circuit design.

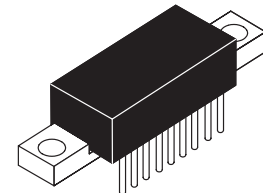
- Specified Characteristics at $V_{CC} = 28\text{ V}$, $T_C = 25^\circ\text{C}$:
 - Frequency Range — 10 to 1000 MHz
 - Output Power — 1 W Typ @ 1 dB Compression, $f = 900\text{ MHz}$
 - Power Gain — 15.5 Typ @ $f = 1000\text{ MHz}$
 - Noise Figure — 7.5 dB Typ @ $f = 500\text{ MHz}$
 - ITO — 40.5 dBm @ $f = 1000\text{ MHz}$
- All Gold Metallization for Improved Reliability
- Optimized for 28 V Operation

CA5800C
CA5800CS

15 dB
10–1000 MHz
1 WATT
WIDEBAND
LINEAR AMPLIFIERS



CASE 714P-03, STYLE 2
(CA)
CA5800C



CASE 714T-03, STYLE 1
CA5800CS

MAXIMUM RATINGS

Rating	Symbol	Value	Unit
DC Supply Voltage	V_{CC}	32	Vdc
RF Power Input	P_{in}	+18	dBm
Operating Case Temperature Range	T_C	-20 to +100	$^\circ\text{C}$
Storage Temperature Range	T_{stg}	-40 to +100	$^\circ\text{C}$

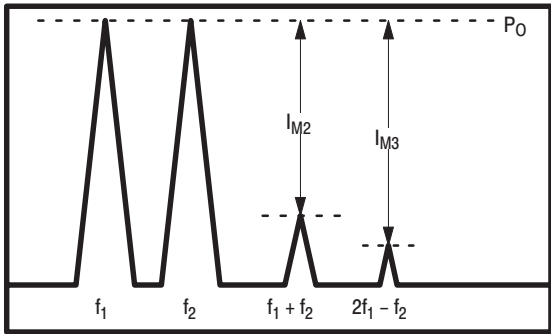
ELECTRICAL CHARACTERISTICS ($T_C = 25^\circ\text{C}$, $V_{CC} = 28\text{ V}$, 50 Ω system unless otherwise noted)

Characteristic	Symbol	Min	Typ	Max	Unit
Frequency Range (3 dB Down at 10 MHz)	BW	10	—	1000	MHz
Gain Flatness ($f = 40\text{--}1000\text{ MHz}$)	—	—	1	2	dB
Power Gain ($f = 1000\text{ MHz}$)	P_G	14.5	15.5	—	dB
Noise Figure, Broadband $f = 500\text{ MHz}$ $f = 1000\text{ MHz}$	NF	—	7.5 8.5	8.5 9.5	dB
Power Output — 1 dB Compression ($f = 900\text{ MHz}$)	$P_{o\ 1dB}$	800	1000	—	mW
Third Order Intercept (See Figure 1, $f_1 = 10\text{--}1000\text{ MHz}$)	ITO	—	40.5	—	dBm
Input/Output VSWR $f = 40\text{--}900\text{ MHz}$ $f = 900\text{--}1000\text{ MHz}$	VSWR	—	—	2:1 2.6:1	—
Second Harmonic Distortion ($P_o = 100\text{ mW}$, $f_{2H} = 1000\text{ MHz}$)	d_{so}	—	-55	-45	dB
Supply Current	I_{CC}	360	400	440	mA
Intermodulation Distortion, 3 Tone (Vision Carrier = -8 dB, Sound Carrier = -10 dB, Sideband Signal = -17 dB. See Figure 2. $f = 860\text{ MHz}$, $P_{sync} = 200\text{ mW}$)	IMD	—	-58	—	dB
Second Order IMD ($P_1 = 2.75\text{ dBm}$, $f_1 = 373\text{ MHz}$, $f_2 = 450\text{ MHz}$, See Figure 1)	IM2	—	-65	-60	dB

ARCHIVE INFORMATION

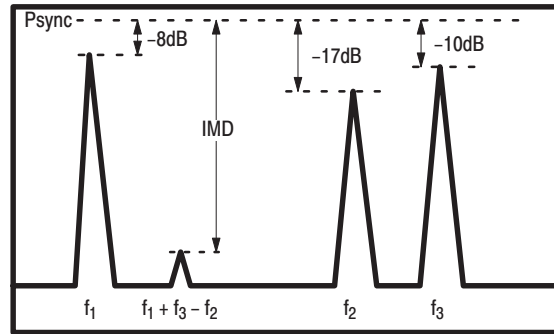
ARCHIVE INFORMATION





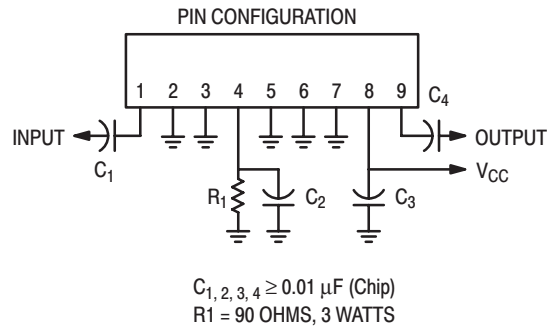
$$ITO = P_0 + \frac{IM3}{2} @ IM3 > 60 \text{ dB}$$

Figure 1. 2-Tone Intermodulation, Test B



f1: video
f2: sideband
f3: sound

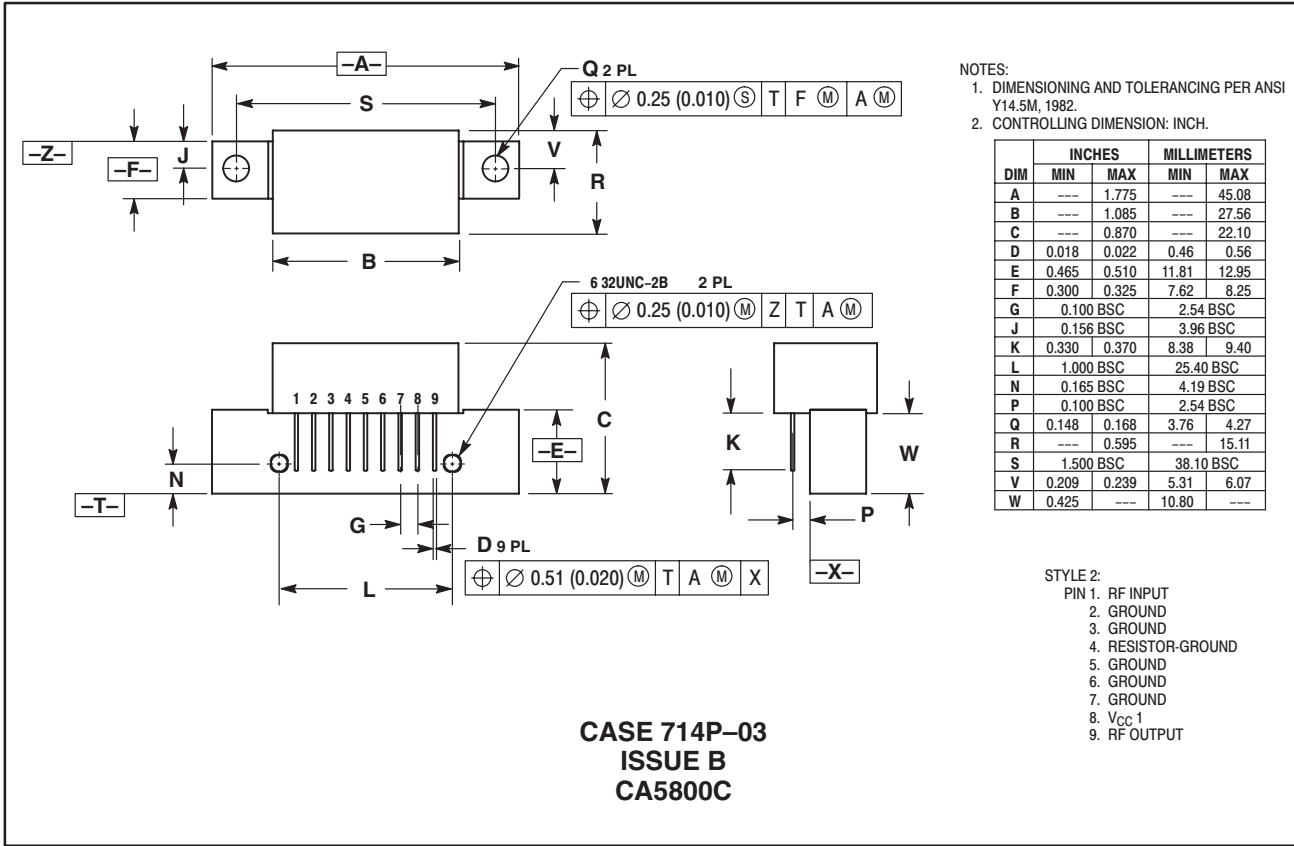
Figure 2. 3-Tone TV Intermodulation Test



CA5800C (Case 714P-03, Style 2)
CA5800CS (Case 714T-03, Style 1)

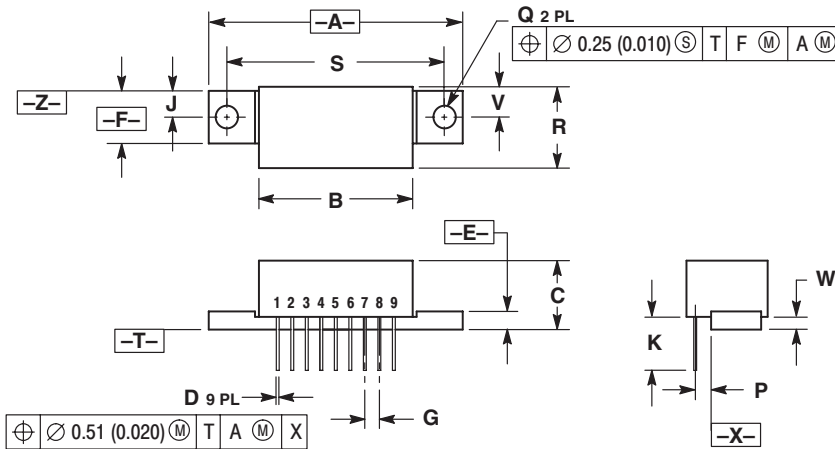
Figure 3. External Connections

PACKAGE DIMENSIONS



ARCHIVE INFORMATION

ARCHIVE INFORMATION



NOTES:
 1. DIMENSIONING AND TOLERANCING PER ANSI Y14.5M, 1982.
 2. CONTROLLING DIMENSION: INCH.

DIM	INCHES		MILLIMETERS	
	MIN	MAX	MIN	MAX
A	---	1.775	---	45.08
B	---	1.085	---	27.56
C	---	0.495	---	12.57
D	0.018	0.022	0.46	0.56
E	0.120	0.130	3.05	3.30
F	0.300	0.325	7.62	8.25
G	0.100 BSC		2.54 BSC	
J	0.156 BSC		3.96 BSC	
K	0.330	0.370	8.38	9.40
P	0.100 BSC		2.54 BSC	
Q	0.148	0.168	3.76	4.27
R	---	0.595	---	15.11
S	1.500 BSC		38.10 BSC	
V	0.209	0.239	5.31	6.07
W	0.050	---	1.27	---

- STYLE 1:
 PIN 1. RF INPUT
 2. GROUND
 3. GROUND
 4. RESISTOR-GROUND
 5. GROUND
 6. GROUND
 7. GROUND
 8. V_{CC} 1
 9. RF OUTPUT

**CASE 714T-03
 ISSUE B
 CA5800CS**

Motorola reserves the right to make changes without further notice to any products herein. Motorola makes no warranty, representation or guarantee regarding the suitability of its products for any particular purpose, nor does Motorola assume any liability arising out of the application or use of any product or circuit, and specifically disclaims any and all liability, including without limitation consequential or incidental damages. "Typical" parameters can and do vary in different applications. All operating parameters, including "Typicals" must be validated for each customer application by customer's technical experts. Motorola does not convey any license under its patent rights nor the rights of others. Motorola products are not designed, intended, or authorized for use as components in systems intended for surgical implant into the body, or other applications intended to support or sustain life, or for any other application in which the failure of the Motorola product could create a situation where personal injury or death may occur. Should Buyer purchase or use Motorola products for any such unintended or unauthorized application, Buyer shall indemnify and hold Motorola and its officers, employees, subsidiaries, affiliates, and distributors harmless against all claims, costs, damages, and expenses, and reasonable attorney fees arising out of, directly or indirectly, any claim of personal injury or death associated with such unintended or unauthorized use, even if such claim alleges that Motorola was negligent regarding the design or manufacture of the part. Motorola and are registered trademarks of Motorola, Inc. Motorola, Inc. is an Equal Opportunity/Affirmative Action Employer.

How to reach us:

USA/EUROPE: Motorola Literature Distribution;
 P.O. Box 20912; Phoenix, Arizona 85036. 1-800-441-2447

JAPAN: Nippon Motorola Ltd.; Tatsumi-SPD-JLDC, Toshikatsu Otsuki,
 6F Seibu-Butsuryu-Center, 3-14-2 Tatsumi Koto-Ku, Tokyo 135, Japan. 03-3521-8315

MFAX: RMFAX0@email.sps.mot.com - TOUCHTONE (602) 244-6609
INTERNET: http://Design-NET.com

HONG KONG: Motorola Semiconductors H.K. Ltd.; 8B Tai Ping Industrial Park,
 51 Ting Kok Road, Tai Po, N.T., Hong Kong. 852-26629298

