


Product Features:

- Single & Multiple Output Models
- Universal AC Input Range with Active PFC
- Remote On/Off, Remote Sense, Margin & Power Good Signals
- No Minimum Load Requirements
- Meets VDE/FCC Class "B" EMI
- Over-Voltage, Over-Current, Over-Temperature & Over-Power Protection Features
- Full Safety Certifications



www.DataSheet4U.com

FEATURES	BENEFITS	KEY MARKET SEGMENTS & APPLICATIONS	
PFC Compliant to EN61000-3-2	Supports global use of power supply	■ Automation Equipment	■ Industrial Applications
Input protection per EN61000-4	Designed to operate in harsh environmental conditions	■ Gaming Application	■ Computer Peripherals
Margining on V1 & V2	Ability to compensate for system voltage drops	■ Point of Sale Equipment	■ Test Equipment
Economical	Lowered system costs	■ Networking / Datacom	■
Flexibility with options	Custom capability without NRE & long lead-times		

SPECIFICATIONS	300 Watt Low Profile Switching Power Supply with 1-4 Outputs
Input Voltage Range	Universal AC Input (85-264VAC; 47-63Hz)
Inrush Current (Cold Start)	35A @ 115VAC, 70A @ 230VAC typical
Input Current	5.0A max. (at 90VAC)
Input Protection	Single fuse (6.3A, 250VAC / HB Type)
EMI	FCC and VDE Level "B" (Conducted)
Efficiency	70% typical (measured at full load)
Maximum Output Power	300 Watts Continuous
Total Power Over-Load Limit	Set at 360W typical by sensing the primary input current
Voltage Adjustment Range	+/-5% of V1 / V2 only, V3 / V4 are fixed
Regulation	+/- 2% max of V1 / V2 / V3, V4 is +/-4%
Output Ripple & Noise	1% pk-pk maximum @ 20MHz
Over Voltage Protection	Trip point set at 120% - 130% of V1 or V2. To reset, cycle input power
Over Current Limit	110 - 135% of max lout. Output recovers when the fault is removed
Hold-Up Time	20ms at full load, low line for V1, V2 and V3. 3ms on V4
Transient Response	Peak deviation of ± 3% with a 25% step load change at 3A/μs slew rate
Status & Control Signals	Remote Sense (Compensates 5% of V1 & V2 only), Remote on/off (TTL Low or Short = Off, Open Collector), Input Power Fail (TTL High for normal operation, goes low >4ms before loss of regulation), DC Good Signal (TTL High for normal operation, Open Collector)
Operating Temperature	0~50°C. Derates linearly from 50°C to 70°C at 2.5% per °C, 25 CFM Required for Full Power
Shock & Vibration	Per MIL STD-810E per 516.4 Part IV
Dimensions	9.00 x 4.95 x 1.77"
Safety Approvals	UL 1950, CSA 22.2 No. 950 & 234, TUV (EN60950), CE Mark & CB Report

Output Configurations				
MODEL	V1 OUTPUT	V2 OUTPUT	V3 OUTPUT	V4 OUTPUT
CAP300F1	12V @ 22A			
CAP300T2	5V @ 45A	12V @ 4A		
CAP300B3	3.3V @ 45A	3.3V @ 25A	12V @ 3A	
CAP300D3	3.3V @ 40A	5V @ 25A	12V @ 10A	
CAP300R3	3.3V @ 45A	5V @ 25A	12V @ 3A	
CAP300N3	5V @ 40A	12V @ 12A	12V @ 6A	
CAP300T3	3.3V @ 45A	12V @ 12A	12V @ 6A	
CAP300E4	3.3V @ 45A	5V @ 25A	24V @ 4A	12V @ 2A
CAP300H4	5V @ 40A	3.3V @ 25A	12V @ 10A	12V @ 3A
CAP300K4	5V @ 40A	12V @ 12A	12V @ 6A	5V @ 3A

Standard Options Table		
Description	Call-Out	Dimensions
With vented top cover	CAP300xxC	9.00 x 4.95 x 1.77"
With End-Mount Fan-Cover	CAP300xxG	10.10 x 4.95 x 2.50"
With Top-Mounted Fan-Cover	CAP300xxF	9.05 x 4.95 x 1.95"
With IEC-320 Inlet & Switch	CAP300xxL	10.50 x 4.95 x 1.77"
Add 5VSB @ 200mA	CAP300xxK	9.00 x 4.95 x 1.77"
48VDC (36-72 vdc) Inout	DAP300xx	9.00 x 4.95 x 1.77"

Specifications listed assume 25°C Ambient Operating Temperature and Full Load Operation unless otherwise specified. This product is qualified for use in OEM equipment and is not appropriate for stand-alone operation. The information contained within this specification is believed to be true and correct at the time of publication, however, Cherokee International accepts no responsibility for consequences arising from printing errors or inaccuracies. The information and specifications contained herein are subject to change without notice.

Cherokee International (North America)

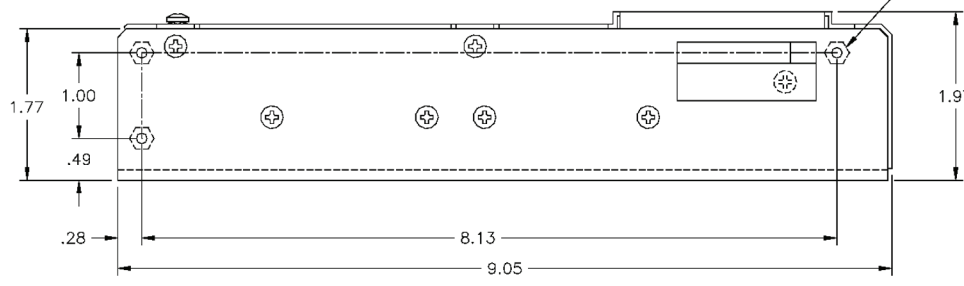
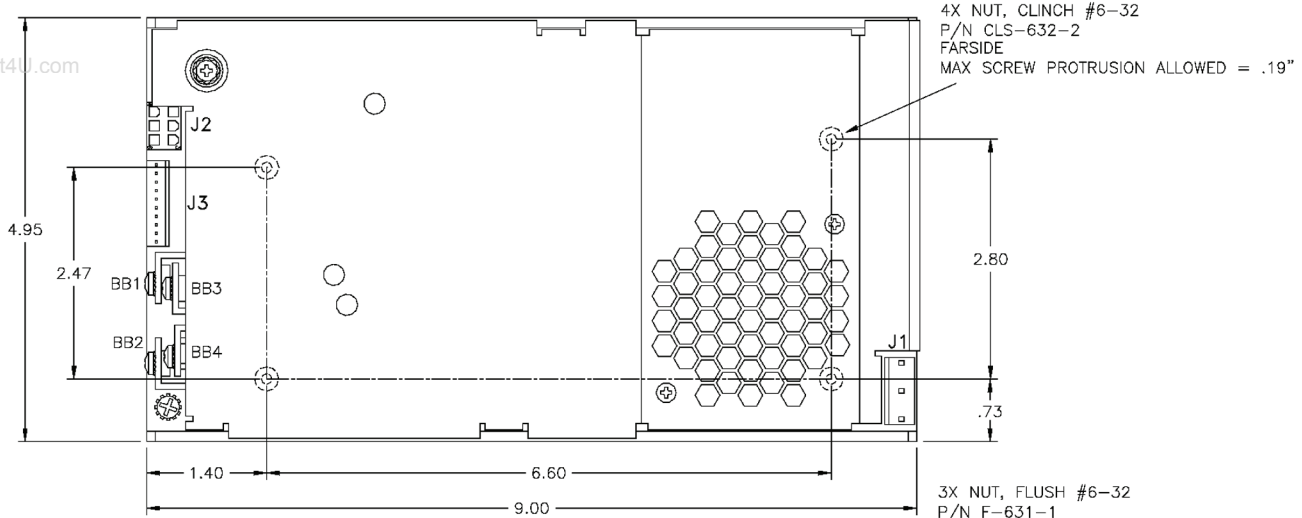
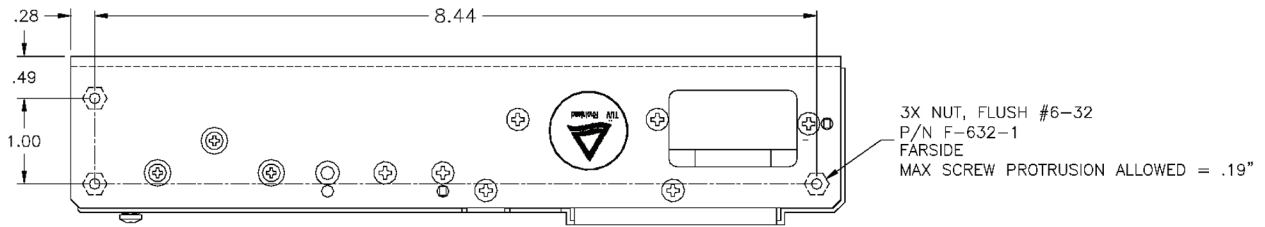
2841 Dow Avenue
Tustin, CA 92780 USA
sales@cherokeepwr.com
P: (714) 544-6665
F: (714) 838-4742

Cherokee International (Europe)

Boulevard de l'Europe, 131
B-1301 Wavre, Belgium
sales.europe@cherokeepwr.com
P: +32.10.438.510
F: +32.10.438.213

Cherokee International (China) Power Supply Ltd.

1353 Chengqiao Road, Shanghai Sengpu Industrial Park
Shanghai, 201401 China
sales.china@cherokeepwr.com
P: 021 6710 8910

OUTLINE DRAWING

Connector Information

Bus Bars		J1 AMP P/N 643495-2 Mates with 26-03-4050		J2 Molex P/N 39-29-3066 Mates with 39-01-2060		J3 AMP P/N 1-640456-0 Mates with 1-640440-2	
Location	Function	Pin	Function	Pin	Function	Pin	Function
BB1	+V2	1	Neutral	1	+V3	1	+V1 Remote Sense
BB2	+V1	3	Line	2	+V3	2	-V1 Remote Sense
BB3	Common	5	Ground	3	+V4	3	V1 Margin
BB4	Common			4	-V3	4	+V2 Remote Sense
				5	-V3	5	-V2 Remote Sense
				6	-V4	6	V2 Margin
						7	+5VSB
						8	Common
						9	Inhibit
						10	Power Fail

Cherokee International (North America)

 2841 Dow Avenue P: (714) 544-6665
 Tustin, CA 92780 USA F: (714) 838-4742
 sales@cherokeepwr.com

Cherokee International (Europe)

 Boulevard de l'Europe, 131 P: +32.10.438.510
 B-1301 Wavre, Belgium B-1301 Wavre, Belgium F: +32.10.438.213
 sales.europe@cherokeepwr.com

Cherokee International (China) Power Supply Ltd.

 1353 Chengqiao Road, Shanghai Sengpu Industrial Park
 Shanghai, 201401 China P: 021 6710 8910
 sales.china@cherokeepwr.com