

Multilayer Chip Beads / CB TYPE


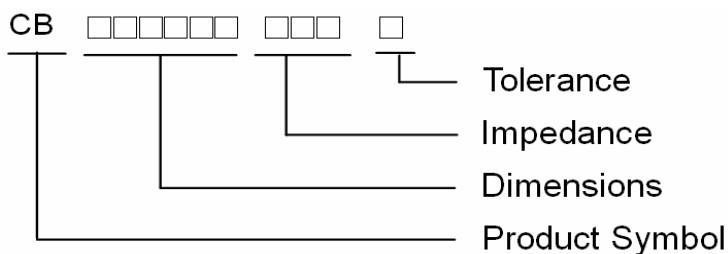
Features:

1. Closed magnetic circuit avoids crosstalk.
2. S.M.T. type.
3. Excellent solderability and heat resistance.
4. High reliability.
5. The products contain no lead and also support lead-free soldering.

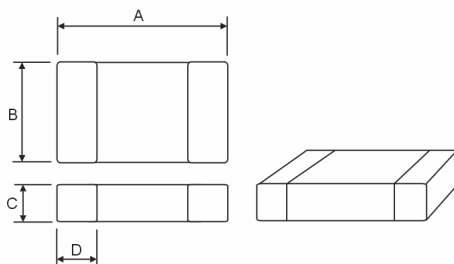
Applications:

Prevention of high frequency EMI from computers, printers, VCRs, TVs, wireless telephone and other related equipment.

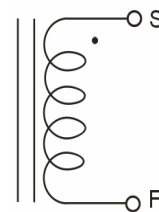
Product Identification :



Shape and Dimension



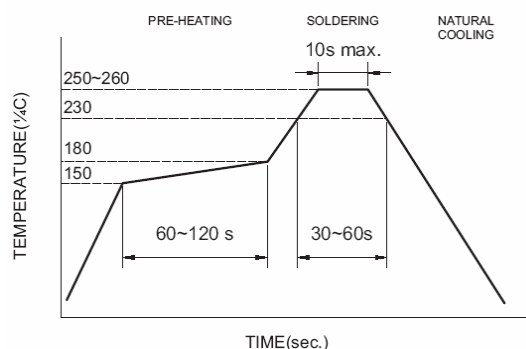
Schematic



Dimensions in mm

TYPE	A(mm)	B(mm)	C(mm)	D(mm)
CB100505	1.0±0.1	0.5±0.1	0.5±0.1	0.25±0.1
CB160808	1.6±0.2	0.8±0.15	0.8±0.15	0.3±0.2
CB201209	2.0±0.2	1.25±0.2	0.9±0.2	0.5±0.3
CB321611	3.2±0.2	1.6±0.2	1.1±0.2	0.5±0.3
CB451616	4.5±0.25	1.6±0.2	1.6±0.2	0.5±0.3

Recommended Reflow



Multilayer Chip Beads / CB TYPE

4 . Electrical Characteristics (CB100505 TYPE)

Part No.	IMPEDANCE ($\Omega \pm 25\%$)	Test frequency	DCR (Ω) Max	Rated Current (mA) Max
CB100505T-060□	6	100 MHZ,200 mV	0.05	500
CB100505T-100□	10	100 MHZ,200 mV	0.05	500
CB100505T-300□	30	100 MHZ,200 mV	0.3	300
CB100505T-400□	40	100 MHZ,200 mV	0.3	300
CB100505T-470□	47	100 MHZ,200 mV	0.4	300
CB100505T-600□	60	100 MHZ,200 mV	0.4	300
CB100505T-700□	70	100 MHZ,200 mV	0.4	300
CB100505T-750□	75	100 MHZ,200 mV	0.4	300
CB100505T-800□	80	100 MHZ,200 mV	0.4	300
CB100505T-121□	120	100 MHZ,200 mV	0.5	300
CB100505T-151□	150	100 MHZ,200 mV	0.5	300
CB100505T-221□	220	100 MHZ,200 mV	0.5	300
CB100505T-241□	240	100 MHZ,200 mV	0.5	300
CB100505T-301□	300	100 MHZ,200 mV	0.8	300
CB100505T-481□	480	100 MHZ,200 mV	0.8	300
CB100505T-601□	600	100 MHZ,200 mV	1	300
CB100505T-102□	1000	100 MHZ,200 mV	1.5	100
CB100505T-152□	1500	100 MHZ,200 mV	2	60

Electrical Characteristics (CB160808 TYPE)

Part No.	IMPEDANCE ($\Omega \pm 25\%$)	Test frequency	DCR (Ω) Max	Rated Current (mA) Max
CB160808T-060□	6	100 MHZ,200 mV	0.05	500
CB160808T-070□	7	100 MHZ,200 mV	0.05	500
CB160808T-100□	10	100 MHZ,200 mV	0.05	500
CB160808T-110□	11	100 MHZ,200 mV	0.05	500
CB160808T-150□	15	100 MHZ,200 mV	0.08	500
CB160808T-170□	17	100 MHZ,200 mV	0.08	500
CB160808T-190□	19	100 MHZ,200 mV	0.08	500
CB160808T-220□	22	100 MHZ,200 mV	0.1	400
CB160808T-250□	25	100 MHZ,200 mV	0.1	400
CB160808T-260□	26	100 MHZ,200 mV	0.1	400
CB160808T-300□	30	100 MHZ,200 mV	0.1	400
CB160808T-310□	31	100 MHZ,200 mV	0.1	400
CB160808T-400□	40	100 MHZ,200 mV	0.1	400
CB160808T-470□	47	100 MHZ,200 mV	0.1	300
CB160808T-500□	50	100 MHZ,200 mV	0.1	300
CB160808T-600□	60	100 MHZ,200 mV	0.1	300
CB160808T-680□	68	100 MHZ,200 mV	0.15	300
CB160808T-700□	70	100 MHZ,200 mV	0.15	300
CB160808T-750□	75	100 MHZ,200 mV	0.15	300

Multilayer Chip Beads / CB TYPE

Electrical Characteristics (CB160808 TYPE)

Part No.	IMPEDANCE ($\Omega \pm 25\%$)	Test frequency	DCR (Ω) Max	Rated Current (mA) Max
CB160808T-800□	80	100 MHZ,200 mV	0.15	300
CB160808T-900□	90	100 MHZ,200 mV	0.2	300
CB160808T-101□	100	100 MHZ,200 mV	0.2	300
CB160808T-121□	120	100 MHZ,200 mV	0.25	400
CB160808T-151□	150	100 MHZ,200 mV	0.3	200
CB160808T-181□	180	100 MHZ,200 mV	0.3	200
CB160808T-201□	200	100 MHZ,200 mV	0.3	200
CB160808T-221□	220	100 MHZ,200 mV	0.3	200
CB160808T-241□	240	100 MHZ,200 mV	0.4	200
CB160808T-301□	300	100 MHZ,200 mV	0.4	200
CB160808T-331□	330	100 MHZ,200 mV	0.5	200
CB160808T-451□	450	100 MHZ,200 mV	0.5	200
CB160808T-471□	470	100 MHZ,200 mV	0.5	200
CB160808T-501□	500	100 MHZ,200 mV	0.5	200
CB160808T-601□	600	100 MHZ,200 mV	0.5	200
CB160808T-751□	750	100 MHZ,200 mV	0.7	200
CB160808T-102□	1000	100 MHZ,200 mV	0.7	200
CB160808T-122□	1200	100 MHZ,200 mV	1	50
CB160808T-152□	1500	100 MHZ,200 mV	1	50
CB160808T-202□	2000	100 MHZ,200 mV	1.2	50
CB160808T-222□	2200	100 MHZ,200 mV	1.2	50
CB160808T-252□	2500	100 MHZ,200 mV	1.3	50
CB160808T-272□	2700	100 MHZ,200 mV	1.3	50

Electrical Characteristics (CB201209 TYPE)

Part No.	IMPEDANCE ($\Omega \pm 25\%$)	Test frequency	DCR (Ω) Max	Rated Current (mA) Max
CB201209T-600□	60	100 MHZ,200 mV	0.15	500
CB201209T-700□	70	100 MHZ,200 mV	0.15	500
CB201209T-750□	75	100 MHZ,200 mV	0.15	500
CB201209T-800□	80	100 MHZ,200 mV	0.15	500
CB201209T-900□	90	100 MHZ,200 mV	0.15	500
CB201209T-950□	95	100 MHZ,200 mV	0.15	500
CB201209T-101□	100	100 MHZ,200 mV	0.25	300
CB201209T-121□	120	100 MHZ,200 mV	0.25	300
CB201209T-151□	150	100 MHZ,200 mV	0.25	300
CB201209T-181□	180	100 MHZ,200 mV	0.3	300
CB201209T-201□	200	100 MHZ,200 mV	0.3	300
CB201209T-221□	220	100 MHZ,200 mV	0.3	300
CB201209T-241□	240	100 MHZ,200 mV	0.3	300
CB201209T-301□	300	100 MHZ,200 mV	0.3	300
CB201209T-331□	330	100 MHZ,200 mV	0.3	300

Multilayer Chip Beads / CB TYPE

Electrical Characteristics (CB201209 TYPE)

Part No.	IMPEDANCE ($\Omega \pm 25\%$)	Test frequency	DCR (Ω) Max	Rated Current (mA) Max
CB201209T-401□	400	100 MHZ,200 mV	0.3	300
CB201209T-421□	420	100 MHZ,200 mV	0.3	300
CB201209T-431□	430	100 MHZ,200 mV	0.4	300
CB201209T-451□	450	100 MHZ,200 mV	0.4	300
CB201209T-471□	470	100 MHZ,200 mV	0.4	300
CB201209T-501□	500	100 MHZ,200 mV	0.4	300
CB201209T-601□	600	100 MHZ,200 mV	0.4	300
CB201209T-681□	680	100 MHZ,200 mV	0.4	300
CB201209T-751□	750	100 MHZ,200 mV	0.5	200
CB201209T-102□	1000	100 MHZ,200 mV	0.5	200
CB201209T-122□	1200	100 MHZ,200 mV	0.6	200
CB201209T-152□	1500	100 MHZ,200 mV	0.6	200
CB201209T-202□	2000	100 MHZ,200 mV	0.8	100
CB201209T-222□	2200	100 MHZ,200 mV	1	100
CB201209T-252□	2500	100 MHZ,200 mV	1	100
CB201209T-272□	2700	100 MHZ,200 mV	1.5	100

Electrical Characteristics (CB321611 TYPE)

Part No.	IMPEDANCE ($\Omega \pm 25\%$)	Test frequency	DCR (Ω) Max	Rated Current (mA) Max
CB321611T-700□	70	100 MHZ,200 mV	0.1	500
CB321611T-750□	75	100 MHZ,200 mV	0.15	500
CB321611T-800□	80	100 MHZ,200 mV	0.15	500
CB321611T-900□	90	100 MHZ,200 mV	0.15	500
CB321611T-101□	100	100 MHZ,200 mV	0.15	500
CB321611T-121□	120	100 MHZ,200 mV	0.15	500
CB321611T-151□	150	100 MHZ,200 mV	0.15	500
CB321611T-181□	180	100 MHZ,200 mV	0.2	400
CB321611T-201□	200	100 MHZ,200 mV	0.2	400
CB321611T-221□	220	100 MHZ,200 mV	0.2	400
CB321611T-241□	240	100 MHZ,200 mV	0.2	400
CB321611T-301□	300	100 MHZ,200 mV	0.2	400
CB321611T-401□	400	100 MHZ,200 mV	0.2	400
CB321611T-471□	470	100 MHZ,200 mV	0.2	400
CB321611T-501□	500	100 MHZ,200 mV	0.2	400
CB321611T-601□	600	100 MHZ,200 mV	0.3	400
CB321611T-701□	700	100 MHZ,200 mV	0.4	200
CB321611T-102□	1000	50 MHZ,200 mV	0.4	200
CB321611T-122□	1200	50 MHZ,200 mV	0.4	200
CB321611T-152□	1500	50 MHZ,200 mV	0.45	200
CB321611T-202□	2000	30 MHZ,200 mV	0.6	200

Multilayer Chip Beads / CB TYPE

Electrical Characteristics (CB451616 TYPE)

Part No.	IMPEDANCE ($\Omega \pm 25\%$)	Test frequency	DCR (Ω) Max	Rated Current (mA) Max
CB451616T-50□	50	100 MHZ,200 mV	0.2	600
CB451616T-60□	60	100 MHZ,200 mV	0.2	600
CB451616T-80□	80	100 MHZ,200 mV	0.2	600
CB451616T-90□	90	100 MHZ,200 mV	0.3	500
CB451616T-101□	100	100 MHZ,200 mV	0.3	500

NOTE:

1. Operating temperature range $-55^{\circ}\text{C} \sim 125^{\circ}\text{C}$
2. Rate Current : Applied the current to coils, the temperature rise shall not be more than 30°C
3. □Tolerance : J=5% ; K=10% ; M=20% ; Y=25% ; N=30%