



CBD10120LCT

LOW VF SCHOTTKY RECTIFIER

VOLTAGE 120 Volts **CURRENT** 10 Amperes

FEATURES

- Low forward voltage drop, low power losses
- High efficiency operation
- In compliance with EU RoHS 2002/95/EC directives

MECHANICAL DATA

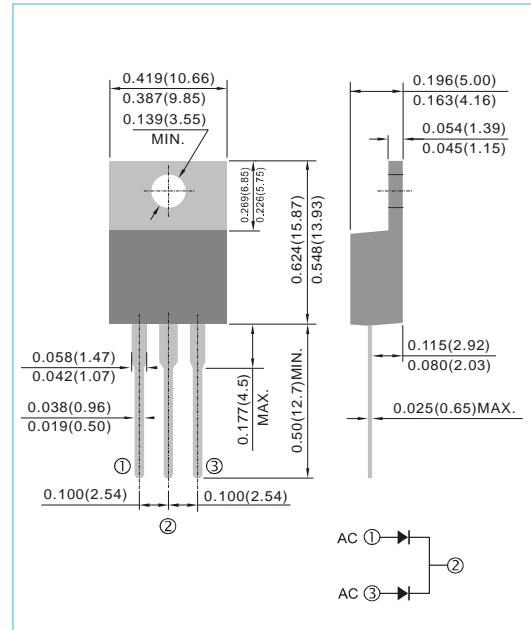
Case : TO-220AB, Plastic

Terminals : Solderable per MIL-STD-750, Method 2026

Weight: 0.0655 ounces, 1.859 grams.

TO-220AB

Unit : inch(mm)



MAXIMUM RATINGS($T_A=25^{\circ}\text{C}$ unless otherwise noted)

PARAMETER	SYMBOL	VALUE	UNIT
Maximum repetitive peak reverse voltage	V_{RRM}	120	V
Maximum average forward rectified current	$I_{F(AV)}$	10 5	A
Peak forward surge current 8.3ms single half sine-wave superimposed on rated load	I_{FSM}	125	A
Typical thermal resistance per diode	$R_{\theta JC}$	2.2	$^{\circ}\text{C/W}$
Operating junction temperature range	T_J	-55 to + 150	$^{\circ}\text{C}$
Storage temperature range	T_{STG}	-55 to + 150	$^{\circ}\text{C}$

ELECTRICAL CHARACTERISTICS($T_A=25^{\circ}\text{C}$ unless otherwise noted)

PARAMETER	SYMBOL	TEST CONDITIONS	MIN.	TYP.	MAX.	UNIT
Breakdown voltage per diode	V_{BR}	$I_R=1\text{mA}$	120	-	-	V
Instantaneous forward voltage per diode	V_F	$I_F=1\text{A}$	-	0.48	-	V
		$I_F=2\text{A}$	-	0.57	-	
		$I_F=5\text{A}$	-	0.71	0.75	
Instantaneous forward voltage per diode	V_F	$I_F=1\text{A}$	-	0.39	-	V
		$I_F=2\text{A}$	-	0.47	-	
		$I_F=5\text{A}$	-	0.57	-	
Reverse current per diode	I_R	$V_R=96\text{V}$	-	2	-	μA
		$V_R=120\text{V}$	$T_J=25^{\circ}\text{C}$	-	-	30
		$T_J=125^{\circ}\text{C}$	-	3.68	-	mA

Note : 1. Mounted on infinite heatsink.



CBD10120LCT

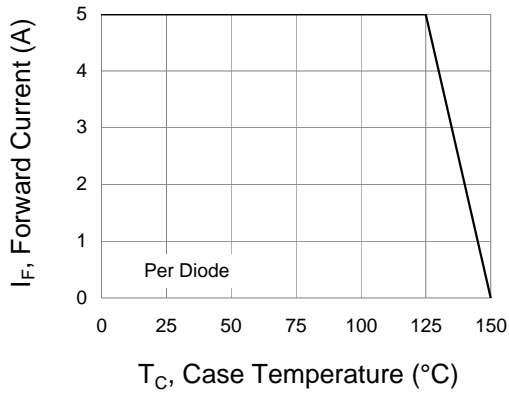


Fig.1 Forward Current Derating Curve

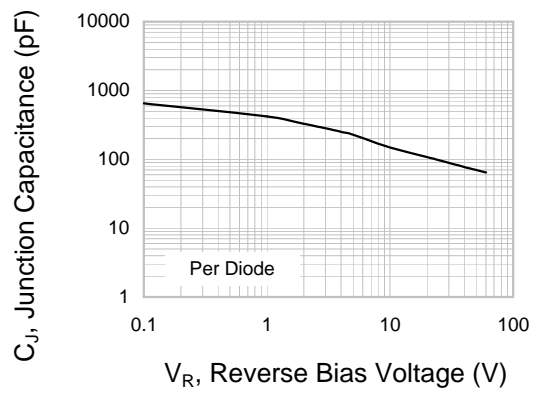


Fig.2 Typical Junction Capacitance

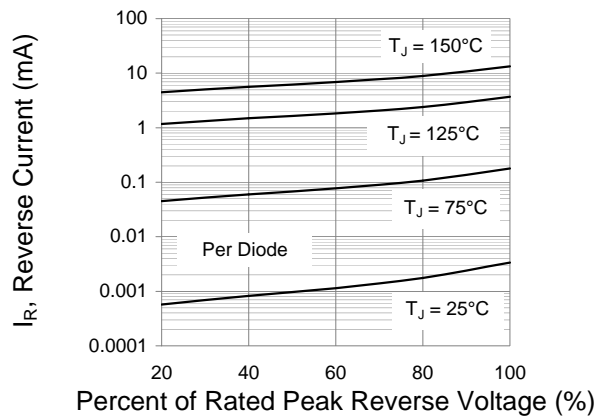


Fig.3 Typical Reverse Characteristics

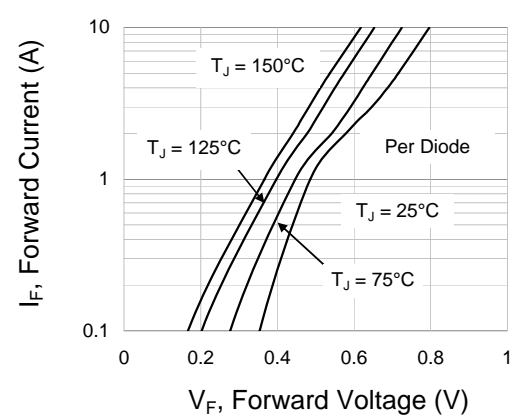


Fig.4 Typical Forward Characteristics

PRELIMINARY