



CBD20150VCT

LOW VF SCHOTTKY RECTIFIER

VOLTAGE 150 Volts **CURRENT** 20 Amperes

FEATURES

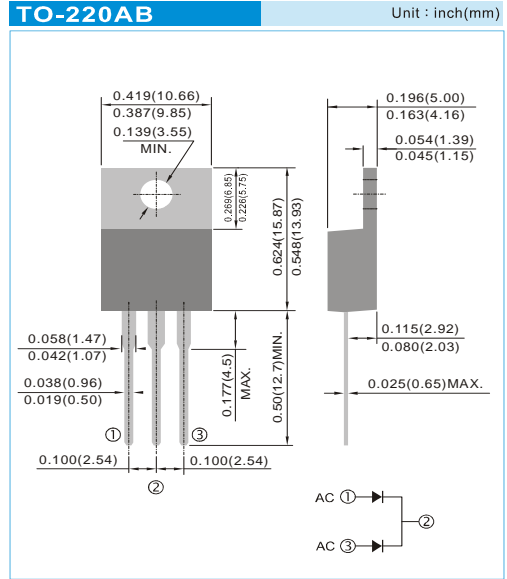
- Low forward voltage drop, low power losses
- High efficiency operation
- Lead free in comply with EU RoHS 2002/95/EC directives

MECHANICAL DATA

Case : TO-220AB, Plastic

Terminals : Solderable per MIL-STD-750, Method 2026

Weight : 0.0655 ounces, 1.859 grams.



MAXIMUM RATINGS($T_A=25^{\circ}\text{C}$ unless otherwise noted)

PARAMETER	SYMBOL	VALUE	UNIT
Maximum repetitive peak reverse voltage	V_{RRM}	150	V
Maximum rms voltage	V_{RMS}	105	V
Maximum dc blocking voltage	V_R	150	V
Maximum average forward rectified current	$I_{F(AV)}$	20 10	A
Peak forward surge current : 8.3ms single half sine-wave superimposed on rated load	I_{FSM}	200	A
Typical thermal resistance	$R_{\theta JC}$	2.5	$^{\circ}\text{C}/\text{W}$
Operating junction temperature range	T_J	-55 to + 150	$^{\circ}\text{C}$
Storage temperature range	T_{STG}	-55 to + 150	$^{\circ}\text{C}$

Note : 1. Mounted on infinite heatsink.

ELECTRICAL CHARACTERISTICS($T_A=25^{\circ}\text{C}$ unless otherwise noted)

PARAMETER	SYMBOL	TEST CONDITIONS	MIN.	TYP.	MAX.	UNIT
Breakdown voltage per diode	V_{BR}	$I_R=1\text{mA}$	150	-	-	V
Instantaneous forward voltage per diode	V_F	$I_F=3\text{A}$ $I_F=5\text{A}$ $I_F=10\text{A}$	-	0.61 0.68 0.76	- - 0.81	V
		$I_F=3\text{A}$ $I_F=5\text{A}$ $I_F=10\text{A}$	-	0.50 0.56 0.64	- - -	V
		$V_R=120\text{V}$	-	6.82	-	μA
Reverse current per diode	I_R	$T_J=25^{\circ}\text{C}$ $T_J=125^{\circ}\text{C}$	- -	- 16	100 -	μA mA



CBD20150VCT

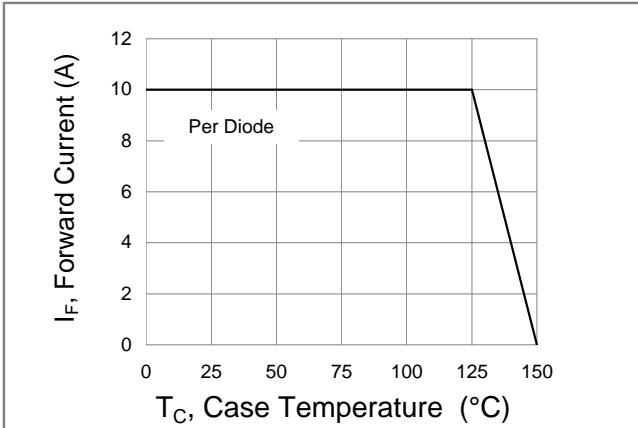


Fig.1 Forward Current Derating Curve

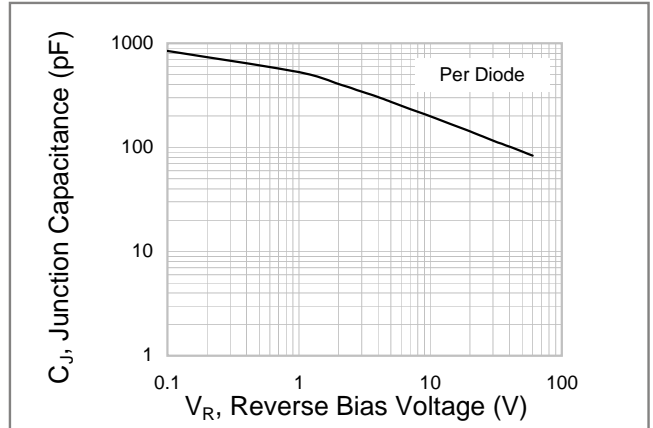


Fig.2 Typical Junction Capacitance

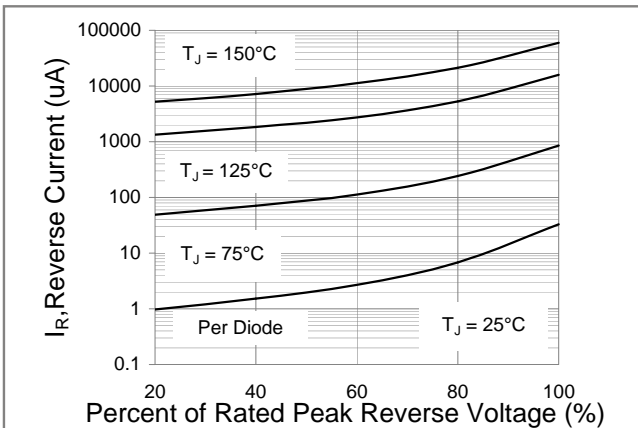


Fig.3 Typical Reverse Characteristics

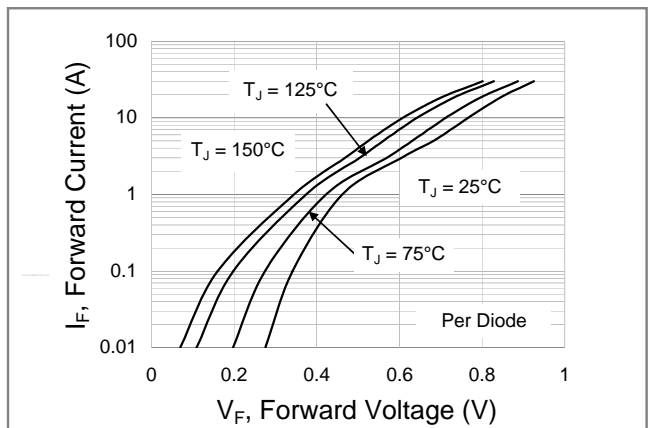


Fig.4 Typical Forward Characteristics



CBD20150VCT

For example :

RB500V-40_R2_00001



Packing Code XX				Version Code XXXXX		
Packing type	1 st Code	Packing size code	2 nd Code	HF or RoHS	1 st Code	2 nd ~5 th Code
T/B	A	N/A	0	HF	0	serial number
T/R	R	7"	1	RoHS	1	serial number
B/P	B	13"	2			
T/P	T	26mm	X			
TRR	S	52mm	Y			
TRL	L	PBCU	U			
FORMING	F	PBCD	D			

Part No_packing code_Version

CBD20150VCT_T0_00001
 CBD20150VCT_00001
 CBD20150VCT_T0_10001
 CBD20150VCT_10001