

Ceramic Capacitors

Safety Standard Compliance Radial




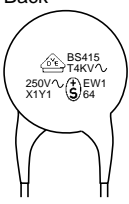









CD Series

REINFORCED INSULATION TYPE Temperature range: **-25 to +85°C**
CLASS 2 HIGH DIELECTRIC

FEATURES

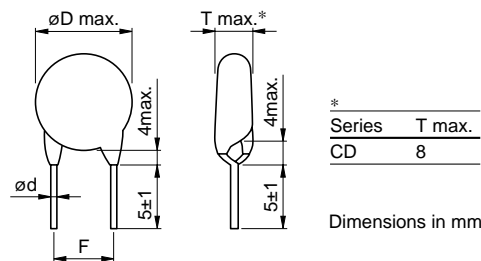
- Smaller than conventional capacitors.
- Flame-resistant reinforced outer insulation prevents fires, electrical shock, and other potential hazards.
- Compliant with the safety standards of 11 countries (conforms to European standards in accordance with IEC Pub . 384-14 Version 2).
- This ceramic capacitor meets European Class II (reinforced insulation) Safety Standards VDE, SEV, SEMKO, BS. Since it is rated at a withstand voltage of AC.4000V, it can be used in single-unit configurations within European Class II devices.

MARKINGS

Item	Marking examples			
1. Series	CD			
2. Nominal capacitance	222(2200pF)			
3. Capacitance tolerance	M(±20%)			
4. Rated voltage Eac	250V ~ (AC.250V)			
5. Withstand voltage Eac	T4KV ~ (AC.4kV)			
6. Sub-class of safety performance	X1Y1			
7. TDK's logogram	 or 			
8. Date code	64 (1996.4)*			
9. Regulatory body safety standards compliance markings	<div style="display: flex; justify-content: space-around; align-items: flex-start;"> <div style="text-align: center;">  <p>Front</p> </div> <div style="text-align: center;">  <p>Back</p> </div> </div> <p>(Marking position of the monogram is reference.)</p>			
BSI (U.K.)	BS415	SEV (Switzerland)  EW1	FIMKO (Finland) 	NEMKO (Norway) 
SEMKO (Sweden) 	UL (U.S.A.) 	SAA (Australia) —	IMQ (Italy) 	
VDE (Germany) 	CSA (Canada) 	DEMKO (Denmark) 		

* Year and month of production: last digit of year + month denoted by 1, 2, 3, 4, 5, 6, 7, 8, 9, O (October), N (November), or D (December).

SHAPES AND DIMENSIONS



- For more information about products with other capacitance or other data, please contact us.

Ceramic Capacitors

Safety Standard Compliance

Radial

CD Series

REINFORCED INSULATION TYPE Temperature range: **-25 to +85°C**
CLASS 2 HIGH DIELECTRIC

INTERNATIONALLY CERTIFIED STATUS

IEC384-14 (The 2nd Edition, 1993)

Safety standard	IEC	Standard No.	Temperature characteristics	Insulation sub-class	Rated voltage Eac(V)	Certificate No.
BSI (U.K.)	IEC 65+ IEC 384-14 2nd edition	BS EN 60065 (BS415:1994)	B, E	X1, Y1	250	226495
VDE (Germany)	IEC 384-14 2nd edition	EN132400	B, E	X1 Y1	400 250	TC B:83692, 83693 TC E:83694, 83695
SEV (Switzerland)	IEC 384-14 2nd edition	EN132400	B, E	X1 Y1	400 250	95.1 10223.05
SEMKO (Sweden)	IEC 384-14 2nd edition	EN132400	B, E	X1, Y1	250	9434061
NEMKO (Norway)	IEC 384-14 2nd edition	EN132400	B, E	X1, Y1	250	P95101216
DEMKO (Denmark)	IEC 384-14 2nd edition	EN132400	B, E	X1, Y1	250	303637
FIMKO (Finland)	IEC 384-14 2nd edition	EN132400	B, E	X1, Y1	250	181538-03, -04
IMQ (Italy)	IEC 384-14 2nd edition	EN132400	B, E	X1, Y1	250	V3691
UL* (U.S.A.)	—	UL 1414	B, E	X, Y	250	E37861
CSA* (Canada)	—	C22.2 No.0 No.1	B, E	X, Y	250	LR35801, LR65972
SAA* (Australia)	IEC 65	AS3250	B, E	—	400	6268

* UL, CSA and SAA do not correspond to IEC384-14 (2nd edition, 1993).

CAPACITANCE AND DIMENSIONS

Part No	Capacitance temperature characteristics	Capacitance (pF)	Capacitance tolerance	Dimensions (mm)		
				øD max.	F	ød
CD70-B2GA101KYNS	B(±10%)	100	K(±10%)	7	10+2, -1	0.6±0.05
CD70-B2GA151KYNS		150	K(±10%)	7	10+2, -1	0.6±0.05
CD85-B2GA221KYNS		220	K(±10%)	8.5	10+2, -1	0.6±0.05
CD90-B2GA331KYNS		330	K(±10%)	9	10+2, -1	0.6±0.05
CD90-B2GA391KYNS		390	K(±10%)	9	10+2, -1	0.6±0.05
CD95-B2GA471KYNS		470	K(±10%)	9.5	10+2, -1	0.6±0.05
CD75-E2GA681MYNS	E(+20, -55%)	680	M(±20%)	7.5	10+2, -1	0.6±0.05
CD85-E2GA102MYNS		1000	M(±20%)	8.5	10+2, -1	0.6±0.05
CD10-E2GA152MYNS		1500	M(±20%)	10	10+2, -1	0.6±0.05
CD12-E2GA222MYNS		2200	M(±20%)	11.5	10+2, -1	0.6±0.05
CD14-E2GA332MYNS		3300	M(±20%)	13.5	10+2, -1	0.6±0.05
CD15-E2GA392MYNS		3900	M(±20%)	14.5	10+2, -1	0.6±0.05
CD16-E2GA472MYNS		4700	M(±20%)	15.5	10+2, -1	0.6±0.05

- For more information about products with other capacitance or other data, please contact us.