

# SMD Schottky Barrier Diode

## CDBU0230L (Lead-free Device)

$I_o = 200 \text{ mA}$   
 $V_R = 30 \text{ Volts}$

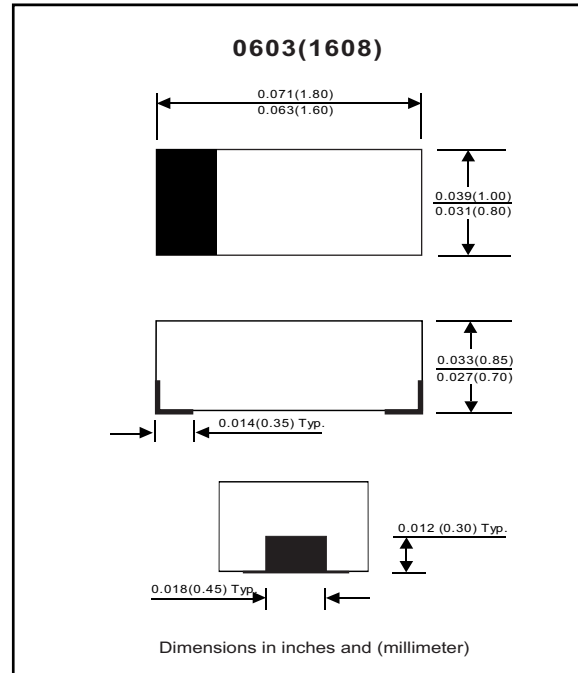


### Features

- Low forward Voltage
- Designed for mounting on small surface.
- Extremely thin/leadless package.
- Majority carrier conduction.

### Mechanical data

- Case: SOD-523F (1608) Standard package , molded plastic.
- Terminals: Gold plated, solderable per MIL-STD-750, method 2026.
- Polarity: Indicated by cathode band.
- Mounting position: Any.
- Weight: 0.003 gram (approximately).



### Maximum Rating ( at $T_A = 25^\circ \text{C}$ unless otherwise noted )

Parameter	Conditions	Symbol	Min	Typ	Max	Unit
Repetitive peak reverse voltage		$V_{RRM}$			35	V
Reverse voltage		$V_R$			30	V
Average forward rectified current		$I_o$			200	mA
Forward current , surge peak	8.3 ms single half sine-wave superimposed on rate load ( JEDEC method )	$I_{FSM}$			1	A
Storage temperature		$T_{STG}$	-40		+125	$^\circ \text{C}$
Junction temperature		$T_j$	-40		+125	$^\circ \text{C}$

### Electrical Characteristics ( at $T_A = 25^\circ \text{C}$ unless otherwise noted )

Parameter	Conditions	Symbol	Min	Typ	Max	Unit
Forward voltage	$I_F = 200 \text{ mA}$	$V_F$			0.5	V
Reverse current	$V_R = 10 \text{ V}$	$I_R$			30	$\mu\text{A}$

## RATING AND CHARACTERISTIC CURVES (CDBU0230L)

Fig. 1 - Forward characteristics

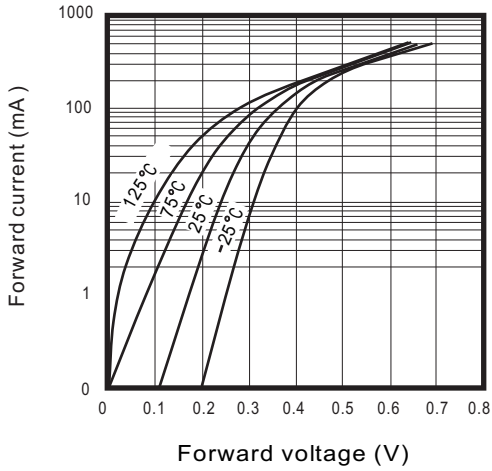


Fig. 2 - Reverse characteristics

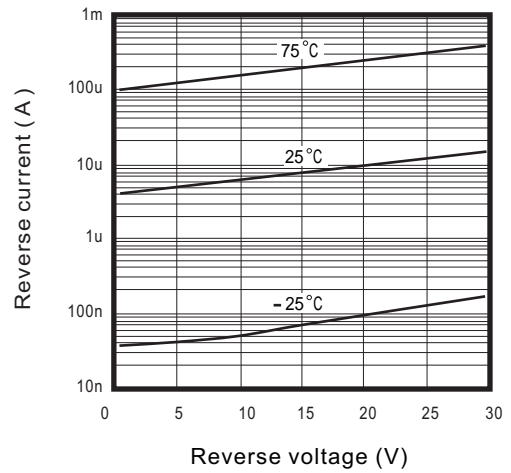


Fig. 3 - Capacitance between terminals characteristics

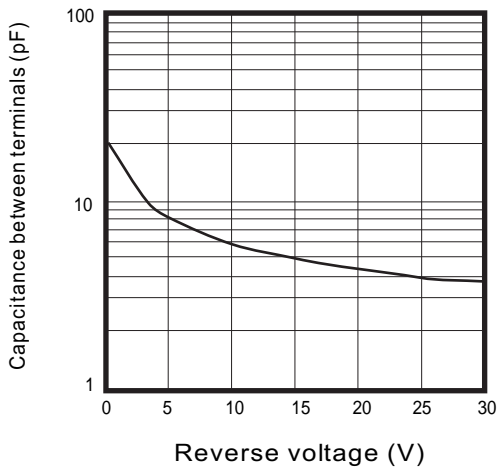


Fig. 4 - Current derating curve

