

# SMD Schottky Barrier Diode



SMD Diodes Specialist

## CDBUR70(RoHs Device)

$I_o = 70 \text{ mA}$   
 $V_R = 70 \text{ Volts}$

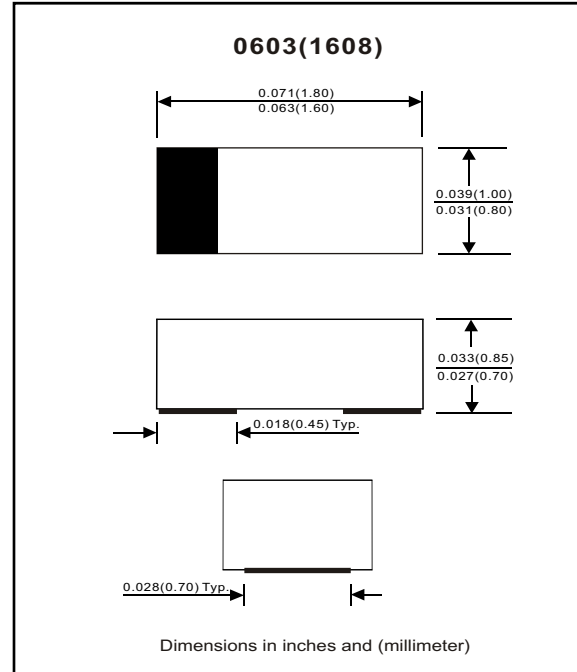


### Features

- Low forward voltage.
- Designed for mounting on small surface.
- Extremely thin / leadless package.
- Majority carrier conduction.

### Mechanical data

- Case: 0603(1608) standard package, molded plastic.
- Terminals: Gold plated, solderable per MIL-STD-750, method 2026.
- Polarity: Indicated by cathode band.
- Mounting position: Any
- Weight: 0.003 gram(approx.).



### Maximum Rating (at $T_A=25^\circ\text{C}$ unless otherwise noted)

Parameter	Conditions	Symbol	Min	Typ	Max	Unit
Peak reverse voltage		$V_{RM}$			70	V
Reverse voltage		$V_R$			70	V
RMS reverse voltage		$V_{R(RMS)}$			49	V
Average forward rectified current		$I_o$			70	mA
Forward current, surge peak	8.3 ms single half sine-wave superimposed on rate load (JEDEC method)	$I_{FSM}$			0.1	A
Power dissipation		$P_D$			150	mW
Storage temperature		$T_{STG}$	-65		+125	$^\circ\text{C}$
Junction temperature		$T_j$			+125	$^\circ\text{C}$

### Electrical Characteristics (at $T_A=25^\circ\text{C}$ unless otherwise noted)

Parameter	Conditions	Symbol	Min	Typ	Max	Unit
Forward voltage	$I_F = 1 \text{ mA}$ $I_F = 15 \text{ mA}$	$V_F$			0.41 1	V
Reverse current	$V_R = 50 \text{ V}$	$I_R$			0.1	$\mu\text{A}$
Capacitance between terminals	$f = 1 \text{ MHz}$ , and 0 VDC reverse voltage	$C_T$			2	pF
Reverse recovery time	$I_F = I_R = 10 \text{ mA}$ , $I_{rr} = 0.1 \times I_R$ , $R_L = 100 \text{ Ohm}$	$T_{rr}$			5	nS

## RATING AND CHARACTERISTIC CURVES (CDBUR70)

Fig. 1 - Forward characteristics

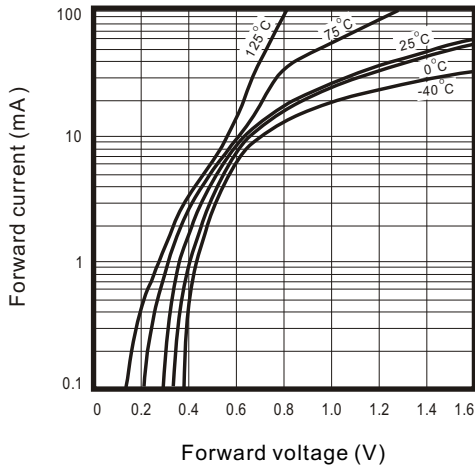


Fig. 2 - Reverse characteristics

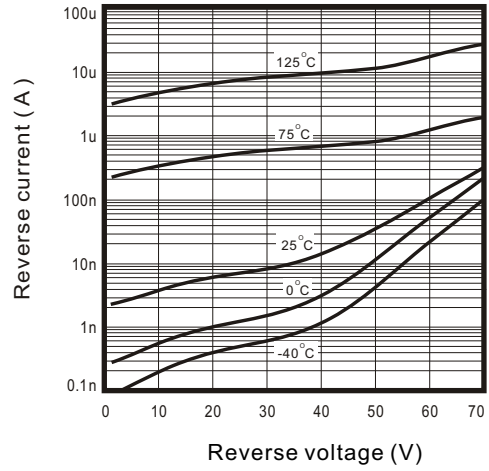


Fig.3 - Capacitance between terminals characteristics

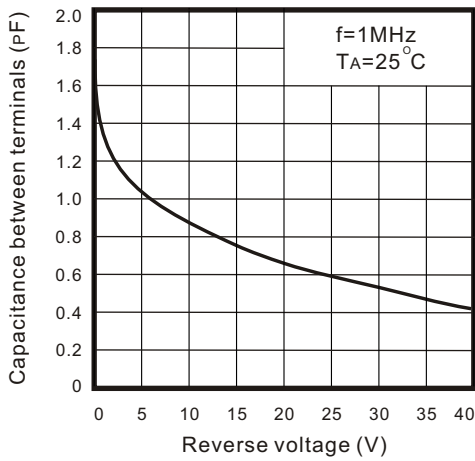


Fig.4 - Current derating curve

