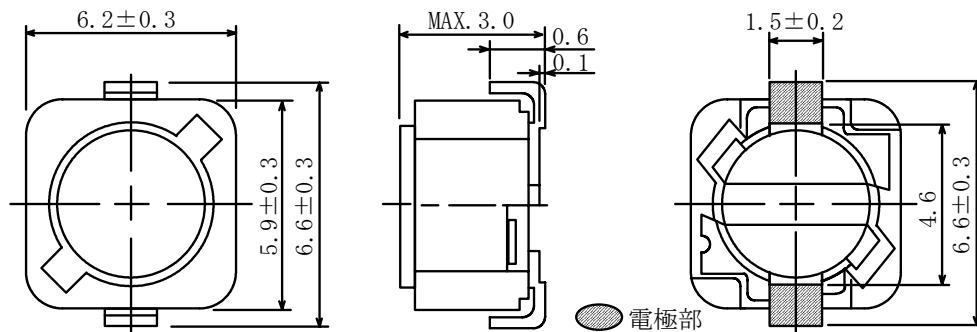


仕様書

形名
CDRH62B

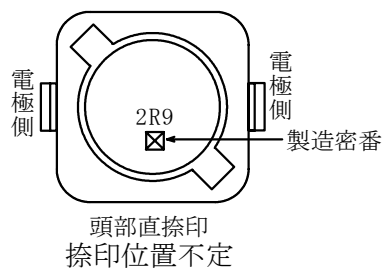
1. 外形

1-1. 寸法図 (mm)

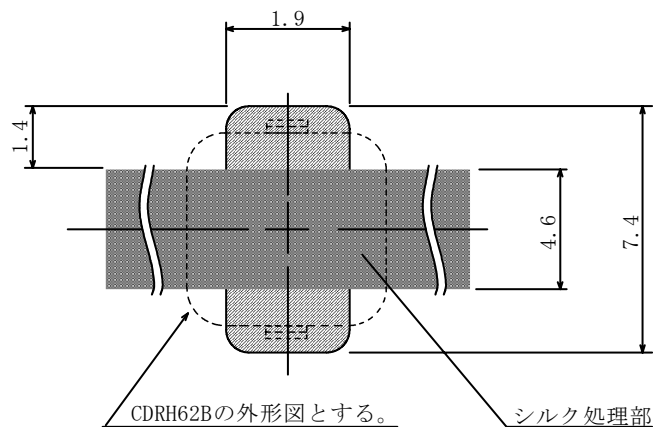


* 公差のない寸法は参考値とする。

1-2. 捺印表示例

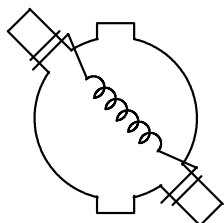


1-3. 推奨ランド図 (mm)



2. コイル仕様

2-1. 端子接続図(裏面図)



電極（端子）間の隙間はシルク処理をして御使用下さい。

RoHS
compliance
Cd:Max. 0.01wt%
others:Max. 0.1wt%



仕様書

形名

CDRH62B

2-2. 電気的特性 I (リール梱包の場合)

NO.	品名	表示	インダクタンス [以内] ※1	D. C. R. (Ω) [以下] (at 20°C) ※2	定格電流 (A) ※3	スミダ コード
01	CDRH62BNP-2R9NC	2R9	2.9 μ H + 40% - 20%	68m (50m)	1.94	4742-0305
02	CDRH62BNP-4R0NC	4R0	4.0 μ H + 40% - 20%	80m (59m)	1.63	4742-0306
03	CDRH62BNP-5R5NC	5R5	5.5 μ H + 40% - 20%	96m (71m)	1.40	4742-0307
04	CDRH62BNP-6R3NC	6R3	6.3 μ H + 40% - 20%	0.10 (77m)	1.30	4742-0308
05	CDRH62BNP-7R1NC	7R1	7.1 μ H + 40% - 20%	0.11 (81m)	1.22	4742-0309
06	CDRH62BNP-8R0NC	8R0	8.0 μ H + 40% - 20%	0.12 (87m)	1.15	4742-0310
07	CDRH62BNP-100MC	100	10 μ H \pm 20%	0.15 (0.11)	1.10	4742-0311
08	CDRH62BNP-120MC	120	12 μ H \pm 20%	0.20 (0.15)	1.00	4742-0313
09	CDRH62BNP-150MC	150	15 μ H \pm 20%	0.23 (0.17)	0.90	4742-0314
10	CDRH62BNP-180MC	180	18 μ H \pm 20%	0.27 (0.20)	0.80	4742-0315
11	CDRH62BNP-220MC	220	22 μ H \pm 20%	0.34 (0.25)	0.74	4742-0316
12	CDRH62BNP-270MC	270	27 μ H \pm 20%	0.38 (0.29)	0.66	4742-0317
13	CDRH62BNP-330MC	330	33 μ H \pm 20%	0.45 (0.33)	0.59	4742-0318
14	CDRH62BNP-390MC	390	39 μ H \pm 20%	0.49 (0.37)	0.54	4742-0319
15	CDRH62BNP-470MC	470	47 μ H \pm 20%	0.69 (0.51)	0.50	4742-0320
16	CDRH62BNP-560MC	560	56 μ H \pm 20%	0.78 (0.58)	0.46	4742-0321
17	CDRH62BNP-680MC	680	68 μ H \pm 20%	1.07 (0.83)	0.42	4742-0322
18	CDRH62BNP-820MC	820	82 μ H \pm 20%	1.21 (0.93)	0.38	4742-0324
19	CDRH62BNP-101MC	101	100 μ H \pm 20%	1.39 (1.07)	0.34	4742-0325
20	CDRH62BNP-121MC	121	120 μ H \pm 20%	1.90 (1.46)	0.31	4742-0326
21	CDRH62BNP-151MC	151	150 μ H \pm 20%	2.18 (1.68)	0.28	4742-0327
22	CDRH62BNP-181MC	181	180 μ H \pm 20%	2.77 (2.13)	0.26	4742-0328
23	CDRH62BNP-221MC	221	220 μ H \pm 20%	3.12 (2.40)	0.23	4742-0329
24	CDRH62BNP-271MC	271	270 μ H \pm 20%	4.38 (3.37)	0.22	4742-0330
25	CDRH62BNP-331MC	331	330 μ H \pm 20%	4.94 (3.80)	0.19	4742-0331

仕様書

形名

CDRH62B

2-3. 電気的特性Ⅱ (箱梱包の場合)

NO.	品名	表示	インダクタンス [以内] ※1	D. C. R. (Ω) [以下] (at 20°C) ※2	定格電流 (A) ※3	スミダ コード
26	CDRH62BNP-2R9NB	2R9	2.9 μ H + 40% - 20%	68m (50m)	1.94	4742-0332
27	CDRH62BNP-4R0NB	4R0	4.0 μ H + 40% - 20%	80m (59m)	1.63	4742-0333
28	CDRH62BNP-5R5NB	5R5	5.5 μ H + 40% - 20%	96m (71m)	1.40	4742-0335
29	CDRH62BNP-6R3NB	6R3	6.3 μ H + 40% - 20%	0.10 (77m)	1.30	4742-0336
30	CDRH62BNP-7R1NB	7R1	7.1 μ H + 40% - 20%	0.11 (81m)	1.22	4742-0337
31	CDRH62BNP-8R0NB	8R0	8.0 μ H + 40% - 20%	0.12 (87m)	1.15	4742-0338
32	CDRH62BNP-100MB	100	10 μ H \pm 20%	0.15 (0.11)	1.10	4742-0339
33	CDRH62BNP-120MB	120	12 μ H \pm 20%	0.20 (0.15)	1.00	4742-0340
34	CDRH62BNP-150MB	150	15 μ H \pm 20%	0.23 (0.17)	0.90	4742-0341
35	CDRH62BNP-180MB	180	18 μ H \pm 20%	0.27 (0.20)	0.80	4742-0342
36	CDRH62BNP-220MB	220	22 μ H \pm 20%	0.34 (0.25)	0.74	4742-0343
37	CDRH62BNP-270MB	270	27 μ H \pm 20%	0.38 (0.29)	0.66	4742-0344
38	CDRH62BNP-330MB	330	33 μ H \pm 20%	0.45 (0.33)	0.59	4742-0346
39	CDRH62BNP-390MB	390	39 μ H \pm 20%	0.49 (0.37)	0.54	4742-0347
40	CDRH62BNP-470MB	470	47 μ H \pm 20%	0.69 (0.51)	0.50	4742-0348
41	CDRH62BNP-560MB	560	56 μ H \pm 20%	0.78 (0.58)	0.46	4742-0349
42	CDRH62BNP-680MB	680	68 μ H \pm 20%	1.07 (0.83)	0.42	4742-0350
43	CDRH62BNP-820MB	820	82 μ H \pm 20%	1.21 (0.93)	0.38	4742-0351
44	CDRH62BNP-101MB	101	100 μ H \pm 20%	1.39 (1.07)	0.34	4742-0352
45	CDRH62BNP-121MB	121	120 μ H \pm 20%	1.90 (1.46)	0.31	4742-0353
46	CDRH62BNP-151MB	151	150 μ H \pm 20%	2.18 (1.68)	0.28	4742-0354
47	CDRH62BNP-181MB	181	180 μ H \pm 20%	2.77 (2.13)	0.26	4742-0355
48	CDRH62BNP-221MB	221	220 μ H \pm 20%	3.12 (2.40)	0.23	4742-0357
49	CDRH62BNP-271MB	271	270 μ H \pm 20%	4.38 (3.37)	0.22	4742-0358
50	CDRH62BNP-331MB	331	330 μ H \pm 20%	4.94 (3.80)	0.19	4742-0359

※1: 測定周波数 L : 2.9 μ H ~ 8.0 μ H at 7.96 MHz
10 μ H ~ 330 μ H at 1 kHz

※2: ()内は、標準値とする。

※3: 定格電流は直流重畳特性に於て、インダクタンスが公称値より-25%となる電流もしくは直流電流を流した時のコイルの発熱が $\Delta t=40^{\circ}\text{C}$ となる電流値の少ない方の値。(Ta=20°Cを基準とする。)

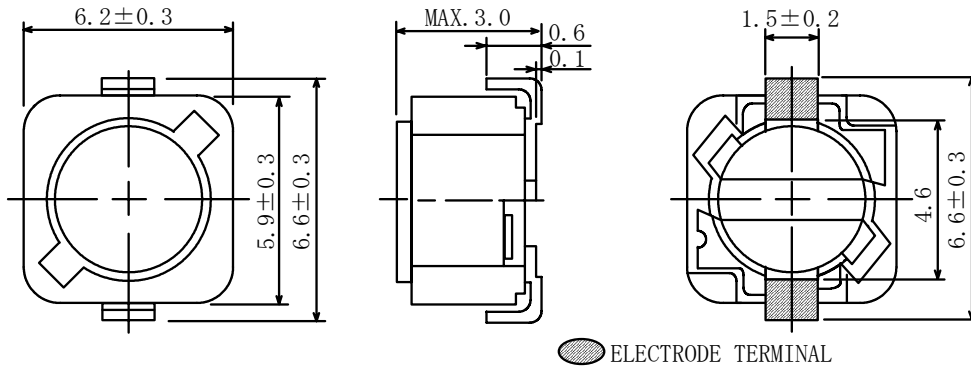
3. 保存温度範囲 -40°C ~ +100°C
使用温度範囲 -40°C ~ +100°C (コイルの発熱を含む。)

SPECIFICATION

TYPE CDRH62B

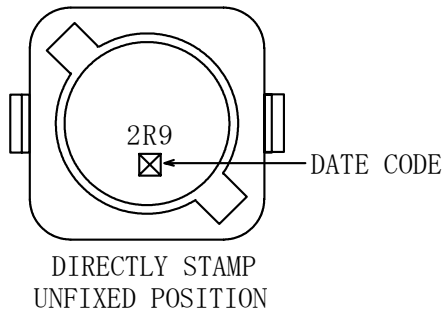
1. APPEARANCE

1-1. DIMENSIONS (mm)

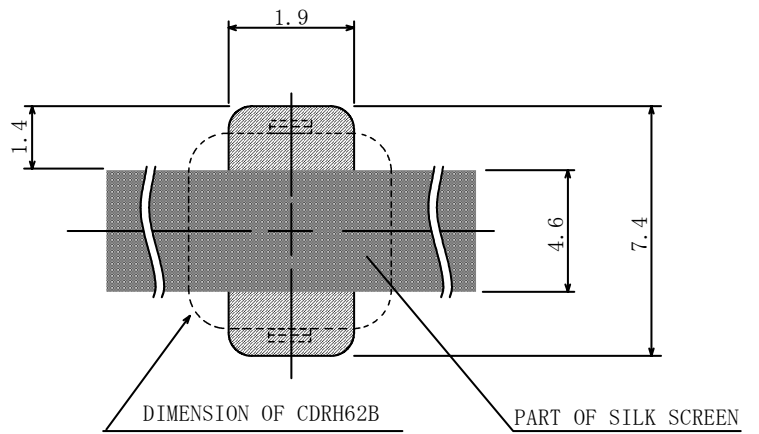


* DIMENSIONS WITHOUT TOLERANCE ARE APPROX.

1-2. STAMP (E. G.)

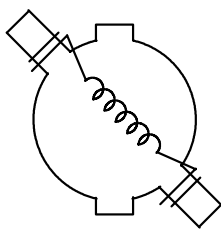


1-3. DIMENSION RECOMMENDED (mm)



2. COIL SPECIFICATION

2-1. CONNECTION (BOTTOM VIEW)



PLEASE COAT WITH SILK SCREEN BETWEEN THE TWO TERMINALS.

RoHS compliance Cd:Max. 0.01wt% others:Max. 0.1wt%



SPECIFICATION

TYPE CDRH62B

2-2. ELECTRICAL CHARACTERISTICS I (IN THE CASE OF REEL)

NO.	PART NAME	STAMP	INDUCTANCE [WITHIN] ※1	D. C. R. (Ω) [MAX.] (at 20°C) ※2	RATED CURRENT (A) ※3	SUMIDA CODE
01	CDRH62BNP-2R9NC	2R9	2.9 μ H + 40% - 20%	68m (50m)	1.94	4742-0305
02	CDRH62BNP-4R0NC	4R0	4.0 μ H + 40% - 20%	80m (59m)	1.63	4742-0306
03	CDRH62BNP-5R5NC	5R5	5.5 μ H + 40% - 20%	96m (71m)	1.40	4742-0307
04	CDRH62BNP-6R3NC	6R3	6.3 μ H + 40% - 20%	0.10 (77m)	1.30	4742-0308
05	CDRH62BNP-7R1NC	7R1	7.1 μ H + 40% - 20%	0.11 (81m)	1.22	4742-0309
06	CDRH62BNP-8R0NC	8R0	8.0 μ H + 40% - 20%	0.12 (87m)	1.15	4742-0310
07	CDRH62BNP-100MC	100	10 μ H \pm 20%	0.15 (0.11)	1.10	4742-0311
08	CDRH62BNP-120MC	120	12 μ H \pm 20%	0.20 (0.15)	1.00	4742-0313
09	CDRH62BNP-150MC	150	15 μ H \pm 20%	0.23 (0.17)	0.90	4742-0314
10	CDRH62BNP-180MC	180	18 μ H \pm 20%	0.27 (0.20)	0.80	4742-0315
11	CDRH62BNP-220MC	220	22 μ H \pm 20%	0.34 (0.25)	0.74	4742-0316
12	CDRH62BNP-270MC	270	27 μ H \pm 20%	0.38 (0.29)	0.66	4742-0317
13	CDRH62BNP-330MC	330	33 μ H \pm 20%	0.45 (0.33)	0.59	4742-0318
14	CDRH62BNP-390MC	390	39 μ H \pm 20%	0.49 (0.37)	0.54	4742-0319
15	CDRH62BNP-470MC	470	47 μ H \pm 20%	0.69 (0.51)	0.50	4742-0320
16	CDRH62BNP-560MC	560	56 μ H \pm 20%	0.78 (0.58)	0.46	4742-0321
17	CDRH62BNP-680MC	680	68 μ H \pm 20%	1.07 (0.83)	0.42	4742-0322
18	CDRH62BNP-820MC	820	82 μ H \pm 20%	1.21 (0.93)	0.38	4742-0324
19	CDRH62BNP-101MC	101	100 μ H \pm 20%	1.39 (1.07)	0.34	4742-0325
20	CDRH62BNP-121MC	121	120 μ H \pm 20%	1.90 (1.46)	0.31	4742-0326
21	CDRH62BNP-151MC	151	150 μ H \pm 20%	2.18 (1.68)	0.28	4742-0327
22	CDRH62BNP-181MC	181	180 μ H \pm 20%	2.77 (2.13)	0.26	4742-0328
23	CDRH62BNP-221MC	221	220 μ H \pm 20%	3.12 (2.40)	0.23	4742-0329
24	CDRH62BNP-271MC	271	270 μ H \pm 20%	4.38 (3.37)	0.22	4742-0330
25	CDRH62BNP-331MC	331	330 μ H \pm 20%	4.94 (3.80)	0.19	4742-0331

SPECIFICATION

TYPE CDRH62B

2-3. ELECTRICAL CHARACTERISTICS II (IN THE CASE OF BOX)

NO.	PART NAME	STAMP	INDUCTANCE [WITHIN] ※1	D. C. R. (Ω) [MAX.] (at 20°C) ※2	RATED CURRENT (A) ※3	SUMIDA CODE
26	CDRH62BNP-2R9NB	2R9	2.9 μ H + 40% - 20%	68m (50m)	1.94	4742-0332
27	CDRH62BNP-4R0NB	4R0	4.0 μ H + 40% - 20%	80m (59m)	1.63	4742-0333
28	CDRH62BNP-5R5NB	5R5	5.5 μ H + 40% - 20%	96m (71m)	1.40	4742-0335
29	CDRH62BNP-6R3NB	6R3	6.3 μ H + 40% - 20%	0.10 (77m)	1.30	4742-0336
30	CDRH62BNP-7R1NB	7R1	7.1 μ H + 40% - 20%	0.11 (81m)	1.22	4742-0337
31	CDRH62BNP-8R0NB	8R0	8.0 μ H + 40% - 20%	0.12 (87m)	1.15	4742-0338
32	CDRH62BNP-100MB	100	10 μ H \pm 20%	0.15 (0.11)	1.10	4742-0339
33	CDRH62BNP-120MB	120	12 μ H \pm 20%	0.20 (0.15)	1.00	4742-0340
34	CDRH62BNP-150MB	150	15 μ H \pm 20%	0.23 (0.17)	0.90	4742-0341
35	CDRH62BNP-180MB	180	18 μ H \pm 20%	0.27 (0.20)	0.80	4742-0342
36	CDRH62BNP-220MB	220	22 μ H \pm 20%	0.34 (0.25)	0.74	4742-0343
37	CDRH62BNP-270MB	270	27 μ H \pm 20%	0.38 (0.29)	0.66	4742-0344
38	CDRH62BNP-330MB	330	33 μ H \pm 20%	0.45 (0.33)	0.59	4742-0346
39	CDRH62BNP-390MB	390	39 μ H \pm 20%	0.49 (0.37)	0.54	4742-0347
40	CDRH62BNP-470MB	470	47 μ H \pm 20%	0.69 (0.51)	0.50	4742-0348
41	CDRH62BNP-560MB	560	56 μ H \pm 20%	0.78 (0.58)	0.46	4742-0349
42	CDRH62BNP-680MB	680	68 μ H \pm 20%	1.07 (0.83)	0.42	4742-0350
43	CDRH62BNP-820MB	820	82 μ H \pm 20%	1.21 (0.93)	0.38	4742-0351
44	CDRH62BNP-101MB	101	100 μ H \pm 20%	1.39 (1.07)	0.34	4742-0352
45	CDRH62BNP-121MB	121	120 μ H \pm 20%	1.90 (1.46)	0.31	4742-0353
46	CDRH62BNP-151MB	151	150 μ H \pm 20%	2.18 (1.68)	0.28	4742-0354
47	CDRH62BNP-181MB	181	180 μ H \pm 20%	2.77 (2.13)	0.26	4742-0355
48	CDRH62BNP-221MB	221	220 μ H \pm 20%	3.12 (2.40)	0.23	4742-0357
49	CDRH62BNP-271MB	271	270 μ H \pm 20%	4.38 (3.37)	0.22	4742-0358
50	CDRH62BNP-331MB	331	330 μ H \pm 20%	4.94 (3.80)	0.19	4742-0359

※1: 2.9 μ H \sim 8.0 μ H ; INDUCTANCE (L) MEASURED AT FREQUENCY OF 7.96MHz
 10 μ H \sim 330 μ H ; INDUCTANCE (L) MEASURED AT FREQUENCY OF 1 kHz

※2: () TYPICAL VALUE.

※3: THIS INDICATES THE VALUE OF CURRENT WHEN THE INDUCTANCE IS 75% LOWER THAN ITS NOMINAL VALUE
 AT D. C. SUPERPOSITION OR D. C. CURRENT WHEN $\Delta T=40^{\circ}\text{C}$ WHICHEVER IS LOWER. ($T_a=20^{\circ}\text{C}$)

3. STORAGE TEMPERATURE RANGE : $-40^{\circ}\text{C} \sim +100^{\circ}\text{C}$

OPERATING TEMPERATURE RANGE: $-40^{\circ}\text{C} \sim +100^{\circ}\text{C}$ (INCLUDING SELF TEMPERATURE RISE)