


CDSS355

High Speed



Features

- Designed for mounting on small surface.
- High speed switching.
- High mounting capability, strong surge withstand, high reliability.

Mechanical data

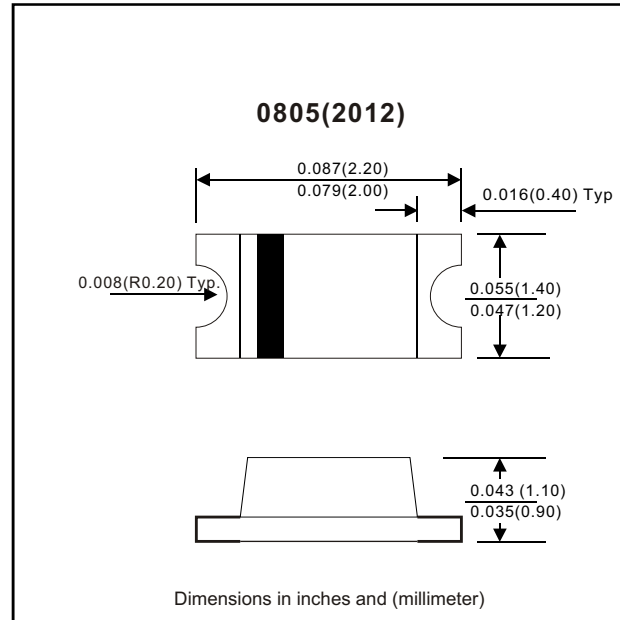
Case: 0805(2012) standard package, molded plastic.

Terminals: Solder plated, solderable per MIL-STD-750, method 2026.

Polarity: Indicated by cathode band.

Mounting position: Any.

Weight: 0.0048 gram (approximately)



Maximum Rating (at TA = 25°C unless otherwise noted)

Parameter	Conditions	Symbol	Min	Typ	Max	Unit
Repetitive peak reverse voltage		V _{RRM}			90	V
Reverse voltage		V _R			80	V
Average forward current		I _O			100	mA
Forward current , surge peak	8.3 ms single half sine-wave superimposed on rate load (JEDEC method)	I _{FSM}		1000		mA
Power Dissipation		P _D			300	mW
Storage temperature		T _{STG}	-55		+125	°C
Junction temperature		T _j	-55		+125	°C

Electrical Characteristics (at TA = 25°C unless otherwise noted)

Parameter	Conditions	Symbol	Min	Typ	Max	Unit
Forward voltage	I _F = 100 mADC	V _F			1.00	V
Reverse current	V _R = 80 V	I _R			0.1	uA
Capacitance between terminals	f = 1MHz, and 1 VDC reverse voltage	C _T			3	pF
Reverse recovery time	V _R = 6V, I _F = 10 mA, R _L = 50 ohms	T _{rr}			4	nS

RATING AND CHARACTERISTIC CURVES (CDSS355)

Fig. 1 - Forward characteristics

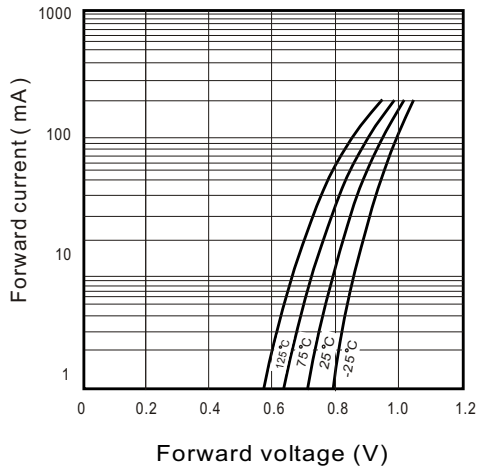


Fig. 2 - Reverse characteristics

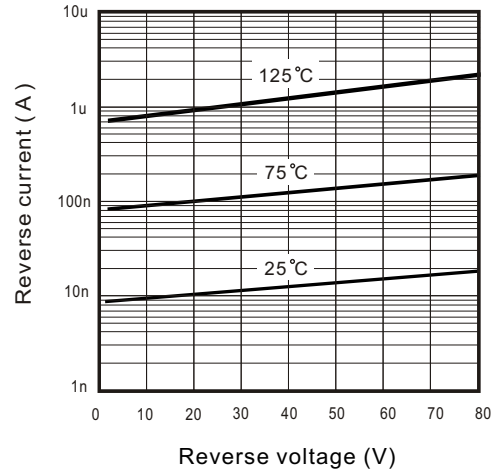


Fig. 3 - Capacitance between terminals characteristics

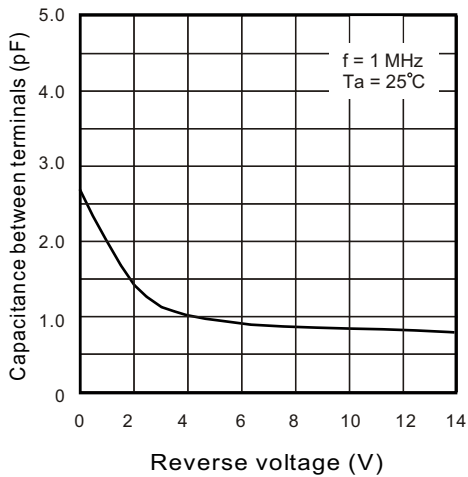


Fig. 4 - Current derating curve

