

Features

- Low Loss
- Excellent Low Side Rejection
- Small Size


Description

Surface mount, silver (Ag) coated ceramic filter. Developed for use in PCS infrastructure applications.

Weight: 2.1 grams typical

Material: Filter is composed of a ceramic block plated with Ag.

Filter complies with RoHS standards.



Electrical Specifications

| Parameter | Frequency (MHz) | Typical @ 25°C | Spec. @ 25°C |
|-------------------------|-----------------|----------------|--------------|
| Passband Insertion Loss | 1930-1990 | 1.7 dB | 1.9 dB max |
| Passband Return Loss | 1930-1990 | 14.5 dB | 10.5 dB min |
| Attenuation | 1742 | 40.0 dB | 15.5 dB min |
| | 2274 | 36.0 dB | 26.5 dB min |

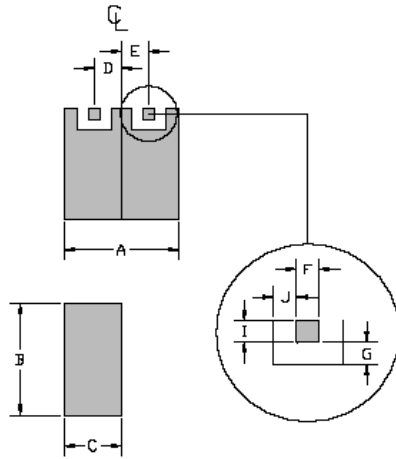
Note: Supplier shall test each filter to the critical electrical specifications of the above table. Any subsequent audits may deviate from in value due to measurement repeatability among different test systems. Such deviations shall not exceed the following limits:

| Specification Allowance | |
|-------------------------|--------|
| Insertion Loss | 0.1 dB |
| Return Loss | 1.0 dB |
| Stopbands | 1.0 dB |

*This product is covered by one or more of the following U.S. and foreign patents including: US 4,692,726;US 4,742,562; US 4,800,348;US 4,829,274;US 5,146,193;EP 0573597;DE 0573597;FR 0573597;JP 508149/92;KR 142171;US 5,162,760;US 5,218,329;US 5,250,916;US 5,327,109;US 5,488,335;CA 2114029;FR 9306297;GB 2273393;JP 3205337;KR 115113;CN 93106228.4;US 5,512,866;EP 0706719;DE 0706719;FR 0706719;GB 0706719;CN 95190359.4;US 5,602,518;US 5,721,520;US 5,745,018;EP 0910875;DE 0910875;DK 0910875;FR 0910875;GB 0910875;IE 0910875;JP 505182/98;KR 10-323013;US 5,994,978;US 6,462,629;CN 00810420.4;US 6,559,735;US 6,650,202;US 6,834,429. Other US and foreign patents pending.

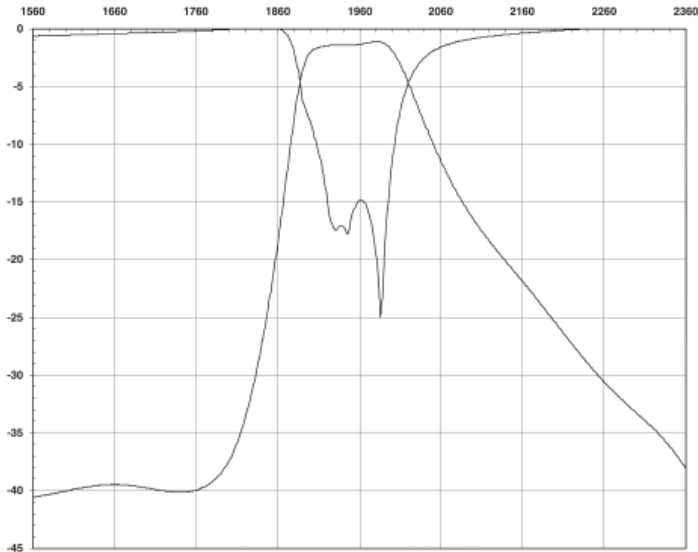
CTS Corporation 2006 reserves all copyrights in the layout, design and configuration of the patterns on this product.

Mechanical Drawing

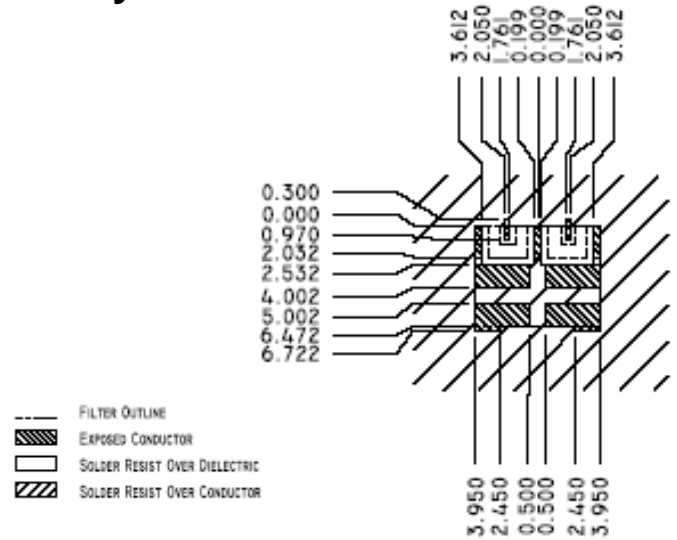


| Dim | Nominal (mm) | Tolerance (mm) +/- or max |
|-----|--------------|------------------------------|
| A | 7.899 | max |
| B | 6.472 | max |
| C | 2.718 | max |
| D | 1.905 | 0.127 |
| E | 1.905 | 0.127 |
| F | 0.889 | 0.127 |
| G | 0.762 | 0.127 |
| H | | |
| I | 1.27 | 0.127 |
| J | 0.762 | 0.127 |

Electrical response



PCB Layout



Packaging and Marking

| DIMENSION | UNITS | SPECIFICATION |
|---------------|-------|---------------|
| REEL DIAMETER | mm | 330 |
| REEL WEIGHT | kg | 2.7 |
| REEL QUANTITY | ea. | 1000 |

