

**Carbon Film Resistors, Standard****FEATURES**

- Conformal lacquer coating
- Stable film structure
- Low performance and low cost applications
- General purpose commodity products
- Compatible with automatic insertion equipment

**STANDARD ELECTRICAL SPECIFICATIONS**

MODEL	SIZE	POWER RATING $P_{70^{\circ}\text{C}}$ W	LIMITING ELEMENT VOLTAGE MAX $V_{\cong}$	TEMPERATURE COEFFICIENT ppm/K	TOLERANCE %	RESISTANCE RANGE $\Omega$	E-SERIES
CFA0207	0207	0.33	250	+ 350/- 1500	5	1R0 - 10M	24

• Coating: beige

• Marking: 4 band colour code

**TECHNICAL SPECIFICATIONS**

PARAMETER	UNIT	CFA0207
Rated Dissipation at 70°C	W	0.33
Limiting Element Voltage <sup>1)</sup>	$V_{\cong}$	$\leq 250$
Insulation voltage (1 min)	$V_{\text{eff}}$	$> 500$
Thermal Resistance	K/W	$\leq 257$
Insulation Resistance	$\Omega$	$\geq 10^9$
Category Temperature Range	°C	- 55/+ 155
Terminal Strength, axial	N	$> 25$
Failure Rate	$10^{-9}/\text{h}$	$< 10$
Weight	g	0.21

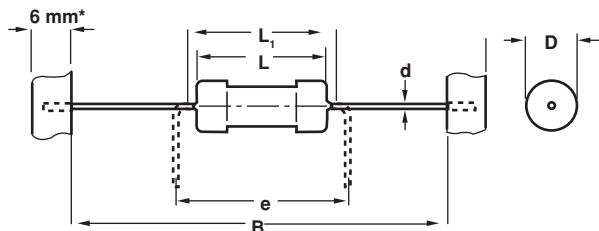
<sup>1)</sup>Rated voltage:  $\sqrt{P \times R}$ **PACKAGING**

MODEL	REEL <sup>2)</sup>		MIN. ORDER QTY	BOX		MIN. ORDER QTY
	PIECES/REEL	CODE	PACKAGING UNITS	PIECES/BOX	CODE	PACKAGING UNITS
CFA0207	5000	R5	1	5000	A5	1

<sup>2)</sup>On special request only**ORDERING INFORMATION**

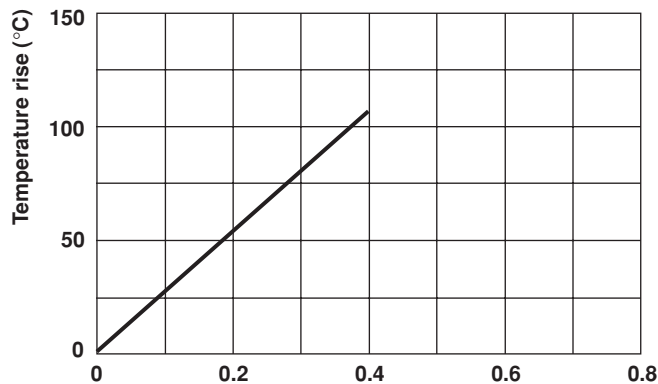
<b>CFA0207</b>	<b>1K8</b>	<b>± 5%</b>	<b>A5</b>
MODEL	RESISTANCE VALUE	TOLERANCE	PACKAGING
	$\Omega$	%	A5-Ammopack 5000 pcs

## DIMENSIONS



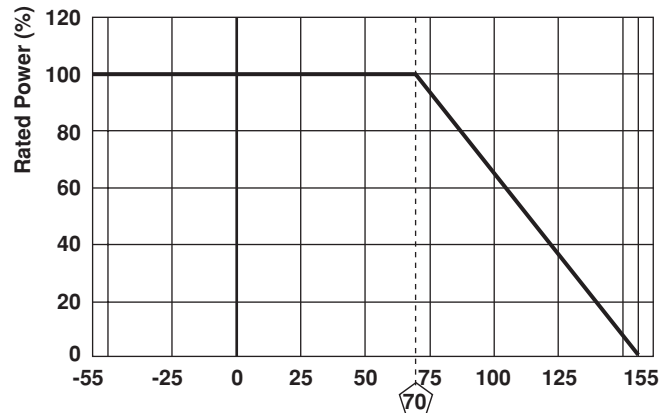
MODEL	DIMENSIONS [in millimeters]					
	D max	L max	L <sub>1</sub> max	B	d	e
CFA0207	2.5	6.5	7.5	53 ± 1	0.6	7.5

- Taping in accordance with IEC60286-1
- D and L measured in accordance with IEC60294
- d in accordance with IEC60301



**TEMPERATURE RISE**

Power (W)



**DERATING**

Ambient Temperature (°C)

PERFORMANCE		
TEST	CONDITIONS OF TEST	REQUIREMENTS <sup>1)</sup>
Endurance Test at 70°C IEC 60115-1 4.25.1	1000 hours at 70°C, 1.5 hours "ON", 0.5 hours "OFF"	≤ ± 3.0%
Endurance at UCT IEC 60115-1 4.25.3	1000 hours at 155°C without load	≤ ± 3.0%
Overload Test IEC 60115-1 4.13	Short time overload 5s at 2.5 x rated voltage or ≤ twice the limiting element voltage	≤ ± 0.75%
Thermal Shock IEC 60115-1 4.19, IEC 60068-2-14	Rapid change between upper and lower category temperature	≤ ± 0.5%
Climatic Sequence IEC 60115-1 4.23	Dry heat, damp heat cyclic, cold, low air pressure	≤ ± 1.5%
Damp Heat Steady State IEC 60115-1 4.24, IEC 60068-2-3	56 days at 40°C and 93% relative humidity	≤ ± 3.0%
Resistance to Soldering Heat IEC 60115-1 4.18, IEC 60068-2-20	10 seconds at 260°C solder bath temperature	≤ ± 1.0%
Robustness of Terminations IEC 60115-1 4.16	Tensile, bending and torsion	≤ ± 0.25%
Vibration IEC 60115-1 4.22	0.75mm or 10g, 10Hz - 500Hz 6 hours	≤ ± 0.25%

<sup>1)</sup> For ohmic values between 10R and 1M

## APPLICABLE SPECIFICATIONS

CECC40000/40100/EN 140000/IEC 60115-1