

ISSUE 7; June 2016

Description

- PLL based, one time only factory programmable for a fast lead time
Crystal oscillator in a hermetically sealed ceramic package with a metal lid
See CFPS-56 for our standard crystal oscillator alternative

Frequency Parameters

- Frequency 1.0MHz to 200.0MHz
- Frequency Stability $\pm 20.00\text{ppm}$ to $\pm 100.00\text{ppm}$

Electrical Parameters

- Supply Voltage 3.3V $\pm 10\%$
- Stand-by current: 15 μA max
- Start Up Time: 2ms max

Operating Temperature Ranges

- -20 to 70°C
- -40 to 85°C

Output Details

- Output Compatibility CMOS
- Drive Capability 15pF max

Output Control

- Logic '1' (>70%VS) to pad 1 enables oscillator output
Logic '0' (<30%VS) to pad 1 disables oscillator output; when disabled the oscillator output goes to the high impedance state
No connection to pad 1 enables oscillator output

Noise Parameters

- Period Jitter: 200ps max

Environmental Parameters


- Storage Temperature Range: -55 to 125°C

Ordering Information

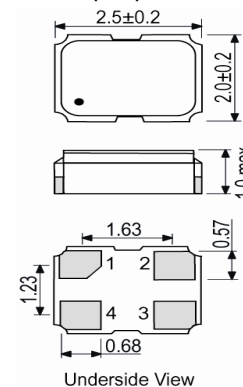
- Frequency*
Model*
Output Compatibility
Frequency Stability (over operating temperature range)*
Operating Temperature Range*
Supply Voltage
(*minimum required)
- Example
20.0MHz CFPP-56
CMOS $\pm 50\text{ppm}$ -40 to 85C 3.3V

Compliance

- RoHS Status (2011/65/EU) Compliant
- REACH Status Compliant
- MSL Rating (JDEC-STD-033): Not Applicable



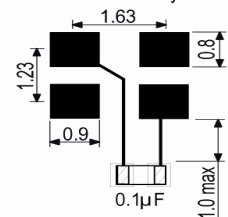
Outline (mm)



Pad Connections

1. Standby
2. GND
3. Output
4. +Vs

Solder Pad Layout



Sales Office Contact Details:

UK: +44 (0)1460 270200
Germany: 0800 1808 443

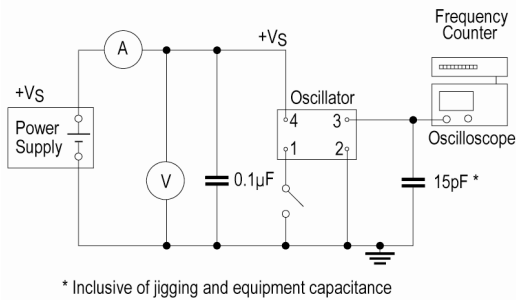
France: 0800 901 383
USA: +1.760.318.2824

Email: info@iqdfrequencyproducts.com
Web: www.iqdfrequencyproducts.com

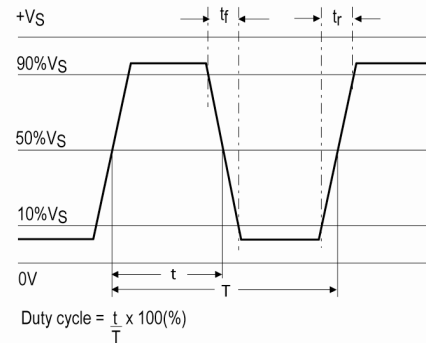
Packaging Details

- Pack Style: Cutt** In tape, cut from a reel
 Pack Size: 1
- Pack Style: Reel** Tape & reel in accordance with EIA-481-D
 Pack Size: 1,000

Test Circuit



Wave Form



Electrical Specification - maximum limiting values 3.3V ±10%

Frequency Min	Frequency Max	Temperature Range	Stability (Min)	Current Draw	Rise and Fall Time	Duty Cycle
		°C	ppm	mA	ns	%
1.0MHz	9.999999MHz	-20 to 70	±20.0	10	5	45/55%
		-40 to 85	±20.0	10	5	45/55%
10.0MHz	29.999999MHz	-20 to 70	±20.0	10	4	45/55%
		-40 to 85	±20.0	10	4	45/55%
30.0MHz	74.999999MHz	-20 to 70	±20.0	15	4	45/55%
		-40 to 85	±20.0	15	4	45/55%
75.0MHz	132.999999MHz	-20 to 70	±20.0	20	4	45/55%
		-40 to 85	±20.0	20	4	45/55%
133.0MHz	165.999999MHz	-20 to 70	±20.0	22	4	45/55%
		-40 to 85	±20.0	22	4	45/55%
166.0MHz	200.0MHz	-20 to 70	±20.0	25	4	45/55%
		-40 to 85	±20.0	25	4	45/55%

This document was correct at the time of printing; please contact your local sales office for the latest version.

[Click to view latest version on our website.](#)

Sales Office Contact Details:

UK: +44 (0)1460 270200

Germany: 0800 1808 443

France: 0800 901 383

USA: +1.760.318.2824

Email: info@iqdfrequencyproducts.com

Web: www.iqdfrequencyproducts.com