

ISSUE 5; April 2016

Description

- Standard 7 x 5mm, 1.8V surface mount oscillator in a ceramic package, with a hermetically sealed metal lid

Frequency Parameters

- Frequency: 500.0kHz to 156.0MHz
- Frequency Stability: $\pm 25.00\text{ppm}$ to $\pm 100.00\text{ppm}$

Electrical Parameters

- Supply Voltage: 1.8V $\pm 5\%$

Operating Temperature Ranges

- 10 to 70°C
- 40 to 85°C

Output Details

- Output Compatibility: CMOS
- Drive Capability: 15pF max

Output Control

- Logic '1' ($>70\%$ VS) to pad 1 enables oscillator output
- Logic '0' ($<30\%$ VS) to pad 1 disables oscillator output; the oscillator output goes to the high impedance state
- No connection to pad 1 enables oscillator output
- Standby Current: 10 μ A max

Environmental Parameters

- Storage Temperature Range: -55 to 125°C
- Shock: MIL-STD-202, Method 213, Condition E
- Vibration: MIL-STD-883, Method 2007, Condition A

Ordering Information

- Frequency*
- Model*
- Output
- Frequency Stability*
- Operating Temperature Range*
- Supply Voltage (*minimum required)
- Example
10.0MHz CFPS-31
CMOS $\pm 50\text{ppm}$ -10 to 70C 1.8V

Compliance

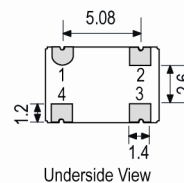
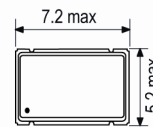
- RoHS Status (2011/65/EU): Compliant
- REACH Status: Compliant
- MSL Rating (JDEC-STD-033): Not Applicable

Packaging Details

- Pack Style: Reel: Tape & reel in accordance with EIA-481-D
Pack Size: 1,000
- Pack Style: Bulk: Loose in bulk pack
Pack Size: 100
- Pack Style: Cutt: In tape, cut from a reel
Pack Size: 1

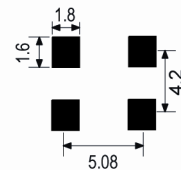


Outline (mm)

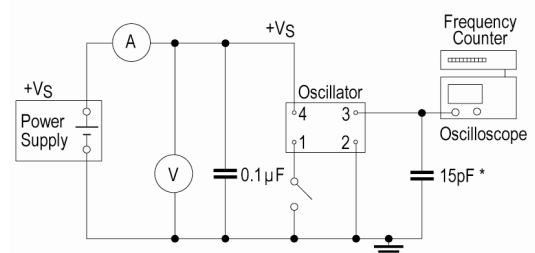


- Pad Connections
- Standby Operation
 - GND
 - Output
 - +VS

Solder Pad Layout



Test Circuit



* Inclusive of jiggig and equipment capacitance

Sales Office Contact Details:

UK: +44 (0)1460 270200

Germany: 0800 1808 443

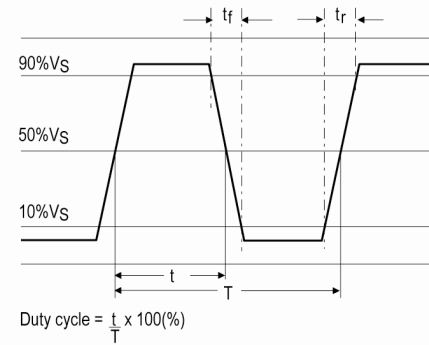
France: 0800 901 383

USA: +1.760.318.2824

Email: info@iqdfrequencyproducts.com

Web: www.iqdfrequencyproducts.com

Wave Form



Electrical Specification - maximum limiting values 1.8V ±5%

Frequency Min	Frequency Max	Temperature Range	Stability (Min)	Current Draw	Rise and Fall Time	Duty Cycle
		°C	ppm	mA	ns	%
500.0kHz	9.999999MHz	-10 to 70	±25.0	5	5	40/60%
		-40 to 85	±25.0	5	5	40/60%
10.0MHz	31.999999MHz	-10 to 70	±25.0	6	5	40/60%
		-40 to 85	±25.0	6	5	40/60%
32.0MHz	49.999999MHz	-10 to 70	±25.0	15	5	40/60%
		-40 to 85	±25.0	15	5	40/60%
50.0MHz	79.999999MHz	-10 to 70	±25.0	15	4	40/60%
		-40 to 85	±25.0	15	4	40/60%
80.0MHz	99.999999MHz	-10 to 70	±25.0	20	3	40/60%
		-40 to 85	±25.0	20	3	40/60%
100.0MHz	156.0MHz	-10 to 70	±25.0	25	3	40/60%
		-40 to 85	±25.0	25	3	40/60%

This document was correct at the time of printing; please contact your local sales office for the latest version.

[Click to view latest version on our website.](#)

Sales Office Contact Details:

UK: +44 (0)1460 270200

France: 0800 901 383

Email: info@iqdfrequencyproducts.com

Germany: 0800 1808 443

USA: +1.760.318.2824

Web: www.iqdfrequencyproducts.com