



CHENMKO ENTERPRISE CO.,LTD

SURFACE MOUNT

SCHOTTKY BARRIER RECTIFIER

VOLTAGE 40 Volts CURRENT 350 mAmpere

CH340SDWPT

Lead free devices

APPLICATION

- * Ultra high speed switching

FEATURE

- * Small surface mounting type. (SC-74/SOT-457)
- * High speed. (TRR=10nSec Typ.)
- * Suitable for high packing density.
- * Maximum total power dissipation is 225mW.

CONSTRUCTION

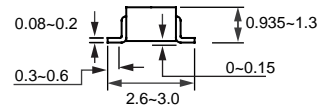
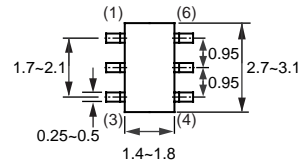
- * Silicon epitaxial planar

MARKING

- * DM1



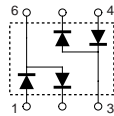
SC-74/SOT-457



Dimensions in millimeters

SC-74/SOT-457

CIRCUIT



MAXIMUM RATINGS (At TA = 25°C unless otherwise noted)

RATINGS	SYMBOL	CH340SDWPT	UNITS
Maximum Non-Repetitive Peak Reverse Voltage	VRM	40	Volts
Maximum RMS Voltage	VRMS	28	Volts
Maximum Repetitive Peak Reverse and DC Blocking Voltage	VRRM, VDC	40	Volts
Forward Continuous Current	IFM	350	mAmps
Non-Repetitive Peak Forward Surge Current at 1.0Sec	IFSM	1.5	Amps
Typical Junction Capacitance between Terminal (Note 1)	CJ	50	pF
Maximum Reverse Recovery Time (Note 2)	TRR	10	nSec
Thermal Resistance Junction to Ambient (Note 3)	RθJA	444	°C/W
Maximum Operating and Storage Temperature Range	TJ, TSTG	-65 to +125	°C

ELECTRICAL CHARACTERISTICS (At TA = 25°C unless otherwise noted)

CHARACTERISTICS	SYMBOL	CH340SDWPT	UNITS
Maximum Instantaneous Forward Voltage @IF=20mA @IF=100mA @IF=200mA	VF	370 500 600	mVolts
Maximum Average Reverse Current @VR=30V	IR	5.0	uAmps

- NOTES :
1. Measured at 1.0 MHz and applied reverse voltage of 0 volts.
 2. Measured at applied forward current of 200mA and reverse current of 200mA.
 3. Device mounted on FR-4 by 1 inch X 0.85 inch X 0.062 inch
 4. ESD sensitive product handling required.

2004-06

RATING CHARACTERISTIC CURVES (CH340SDWPT)

FIG. 1 - TYPICAL POWER DERATING CURVE

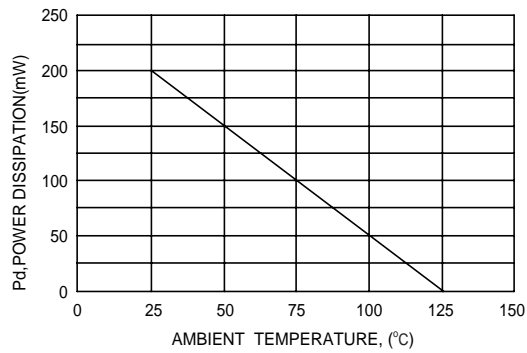


FIG. 2 - FORWARD CHARACTERISTICS

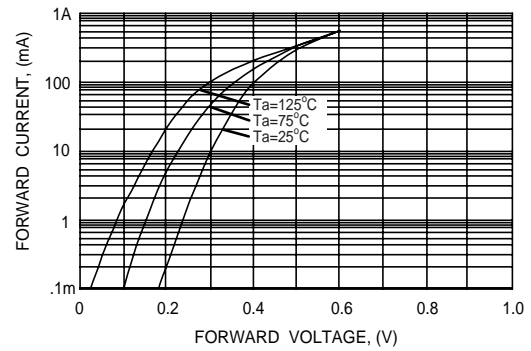


FIG. 3 - REVERSE CHARACTERISTICS

