



CHENMKO ENTERPRISE CO.,LTD

CH511H-40PT

Lead free devices

SURFACE MOUNT SCHOTTKY BARRIER DIODE

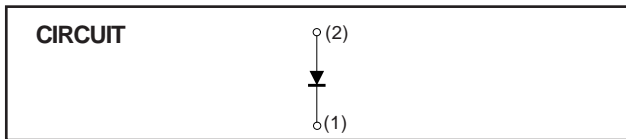
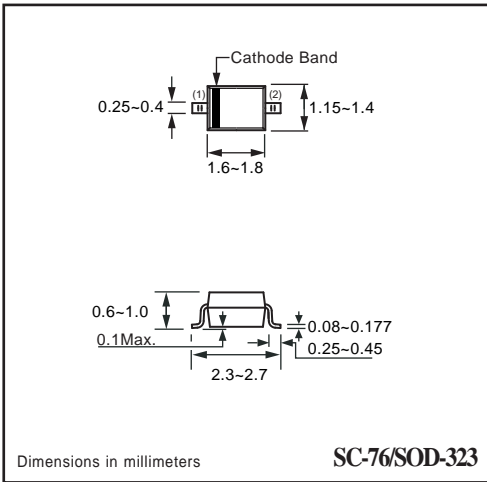
VOLTAGE 40 Volts CURRENT 1.0 Ampere

APPLICATION
* Low power rectification

FEATURE
* Small surface mounting type. (SC-76/SOD-323)
* Ultra low VF. (VF=0.60V Max. at 1.0A)
* High reliability

CONSTRUCTION
* Silicon epitaxial planar

MARKING
* JT



MAXIMUM RATINGS (At TA = 25°C unless otherwise noted)

RATINGS	SYMBOL	CH511H-40PT	UNITS
Maximum Recurrent Peak Reverse Voltage	VRRM	40	Volts
Maximum RMS Voltage	VRMS	28	Volts
Maximum DC Blocking Voltage	VDC	40	Volts
Maximum Average Forward Rectified Current	Io	1.0	Amps
Peak Forward Surge Current at 8.3 mSec single half sine-wave	IFSM	2.0	Amps
Typical Junction Capacitance between Terminal (Note 1)	CJ	110	pF
Maximum Operating Temperature Range	TJ	+125	°C
Storage Temperature Range	TSTG	-65 to +125	°C

ELECTRICAL CHARACTERISTICS (At TA = 25°C unless otherwise noted)

CHARACTERISTICS	SYMBOL	CH511H-40PT	UNITS
Maximum Instantaneous Forward Voltage at If(1)= 1000mA	VF(1)	0.60	Volts
Maximum Instantaneous Forward Voltage at If(2)= 3000mA	VF(2)	1.0	Volts
Maximum Average Reverse Current at VR= 40V	IR	1.0	mAmps

NOTES : 1. Measured at 1.0 MHz and applied reverse voltage of 4.0 volts.
2. ESD sensitive product handling required.

2004-12

RATING CHARACTERISTIC CURVES (CH511H-40PT)

FIG. 1 - TYPICAL FORWARD CURRENT DERATING CURVE

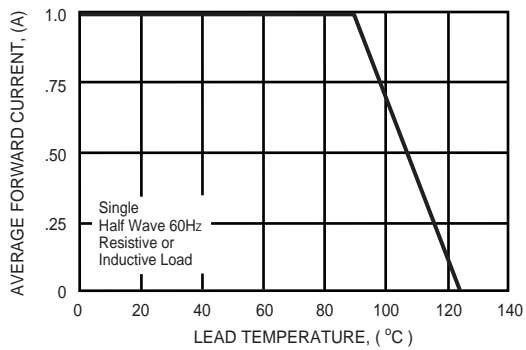


FIG. 2 - TYPICAL INSTANTANEOUS FORWARD CHARACTERISTICS

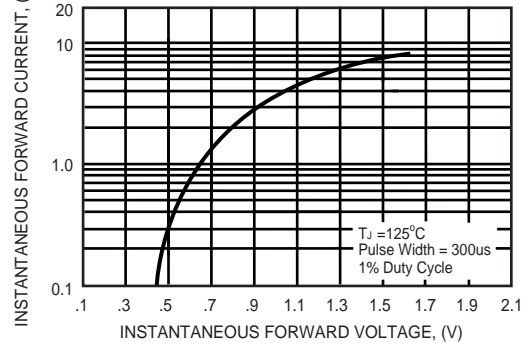


FIG. 3 - TYPICAL REVERSE CHARACTERISTICS

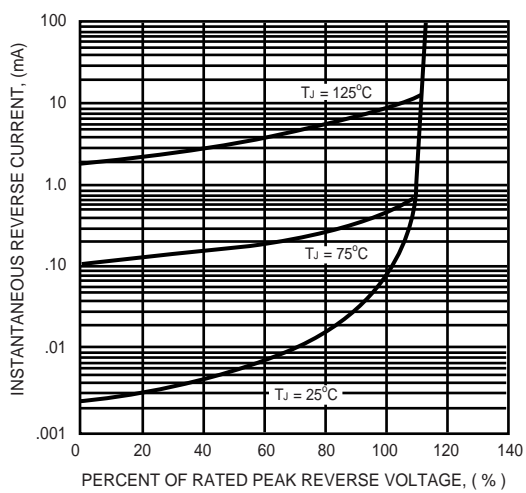


FIG. 4 - TYPICAL JUNCTION CAPACITANCE

