



CHENMKO ENTERPRISE CO.,LTD

CH521G-30PT

SURFACE MOUNT

SCHOTTKY BARRIER DIODE

VOLTAGE 30 Volts CURRENT 0.2 Ampere

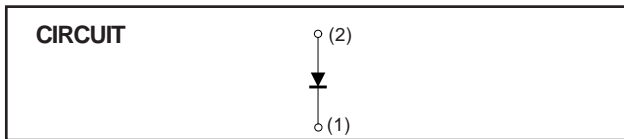
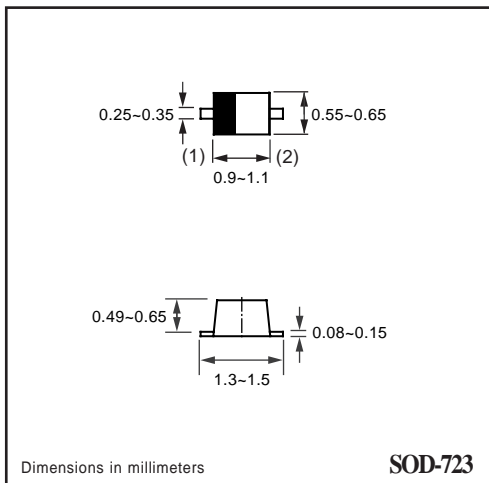

Lead free devices

APPLICATION
* Low current rectification and high speed switching

FEATURE
* Extremely small surface mounting type. (SOD-723)
* $I_o=200mA$ guaranteed despite size
* Low VF. (VF=0.40V Typ. at 200mA)

CONSTRUCTION
* Silicon epitaxial planar

MARKING
* 3



MAXIMUM RATINGS (At TA = 25°C unless otherwise noted)

RATINGS	SYMBOL	CH521G-30PT	UNITS
Maximum Recurrent Peak Reverse Voltage	VRRM	30	Volts
Maximum RMS Voltage	VRMS	21	Volts
Maximum DC Blocking Voltage	VDC	30	Volts
Maximum Average Forward Rectified Current	Io	0.2	Amps
Peak Forward Surge Current at 8.3 mSec single half sine-wave	IFSM	1.0	Amps
Typical Junction Capacitance between Terminal (Note 1)	CJ	6.0	pF
Maximum Operating Temperature Range	TJ	+125	°C
Storage Temperature Range	TSTG	-40 to +125	°C

ELECTRICAL CHARACTERISTICS (At TA = 25°C unless otherwise noted)

CHARACTERISTICS	SYMBOL	CH521G-30PT	UNITS
Maximum Instantaneous Forward Voltage at If= 200mA	VF	0.50	Volts
Maximum Average Reverse Current at VR= 10V	IR	30.0	uAmps

NOTES : 1. Measured at 1.0 MHz and applied reverse voltage of 10 volts.
2. ESD sensitive product handling required.

2002-5

RATING CHARACTERISTIC CURVES (CH521G-30PT)

FIG. 1 - FORWARD CHARACTERISTICS

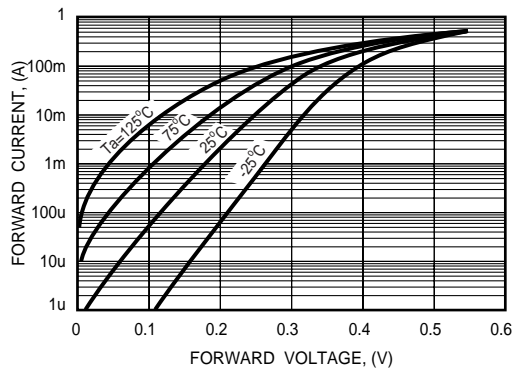


FIG. 2 - REVERSE CHARACTERISTICS

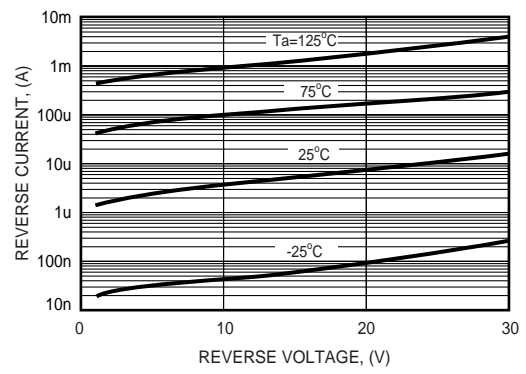


FIG. 3 - TYPICAL JUNCTION CAPACITANCE

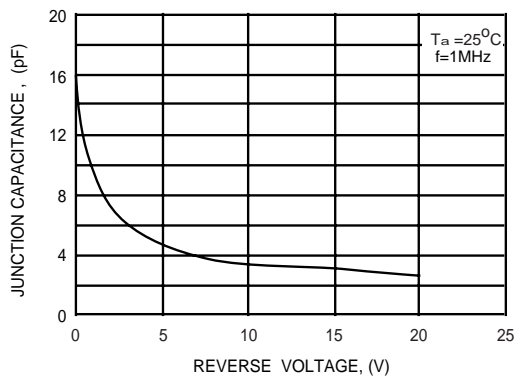


FIG. 4 - TYPICAL FORWARD CURRENT DERATING CURVE

