

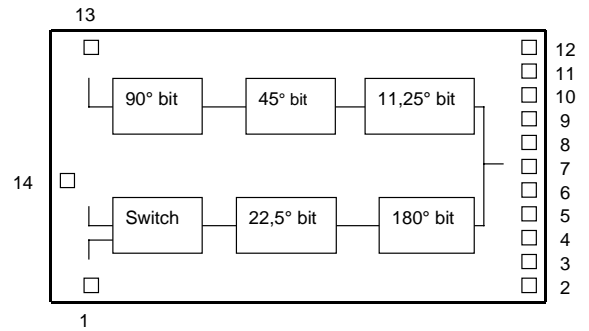
S-band Phase Shifter / Switch

GaAs Monolithic Microwave IC

Description

The CHP2085 is a S-band monolithic 5 bits phase shifter / switch. The circuit is manufactured with a standard MESFET process : via holes through the substrate, air bridges and electron beam gate lithography.

It is supplied in chip form.



Main Features

- Frequency range : 2.7 to 3.4GHz
- 11.25° phase quantization
- 27dB switch isolation
- Chip size : 4,14 x 2,16 x 0,1mm

Pin Out

- | | |
|-----------|------------|
| 1- RFout2 | 8- B4 |
| 2- P2 | 9- H4 |
| 3- P1 | 10- BH1 |
| 4- H8 | 11- GND |
| 5- B8 | 12- B9 |
| 6- B2 | 13- RFin |
| 7- H9 | 14- RFout1 |

Main Characteristics

Tamb = +25°C

Symbol	Parameter	Min	Max	Unit
Fop	Operating frequency range	2.7	3.4	GHz
PHlpp	Phase shift precision peak to peak error		10	°
Il	Insertion loss		12	dB
Is	Isolation	27		dB

ESD Protections : Electrostatic discharge sensitive device observe handling precautions !

Electrical Characteristics

Tamb = +25°C

Symbol	Parameter	Test Conditions	Min	Max	Unit
Fop	Operating frequency range		2.7	3.4	GHz
PHlpp	Phase shift precision peak to peak error	(1)		10	°
Il	Insertion loss	(1)		12	dB
Is	Isolation	(1)	27		dB
VSWRin	Input VSWR	(1)		2:1	
VSWRout	Ouput VSWR	(1)		2:1	
Pin1dB	Pulsed Input power at 1dB increase loss	(2)	23		dBm
Ips	Phase shifter current	(1)		5	mA

(1) Pin ≤ 0dBm, Low level control voltage = -4V, High level control voltage = 0V, Vgi consistent with the Phase Schifter Control Interface table.

(2) These values are representative for pulsed on-wafer measurements

Absolute Maximum Ratings (1)

Tamb = +25°C

Symbol	Parameter	Values	Unit
Vgi	Phase shifter control voltage	-8.0	V
Vpi	Switch control voltage	-8.0	V
Pin	Maximum peak input power overdrive (2)	+25	dBm
Top	Operating temperature range	-40 to +85	°C
Tstg	Storage temperature range	-55 to +125	°C

(1) Operation of this device above anyone of these paramaters may cause permanent damage.

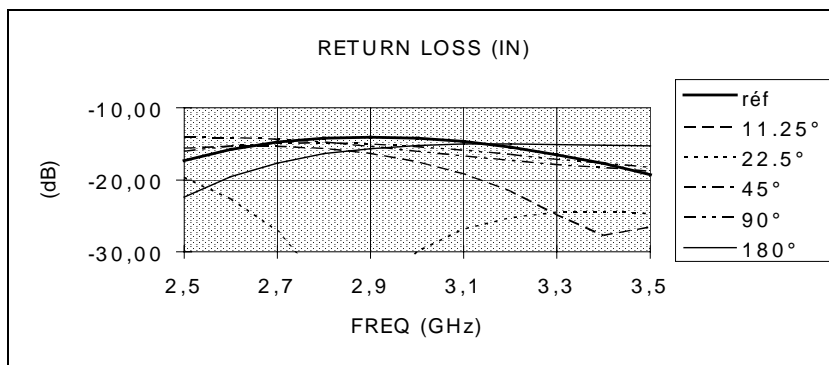
(2) Duration < 1s.

(1) Pin ≤ 0dBm

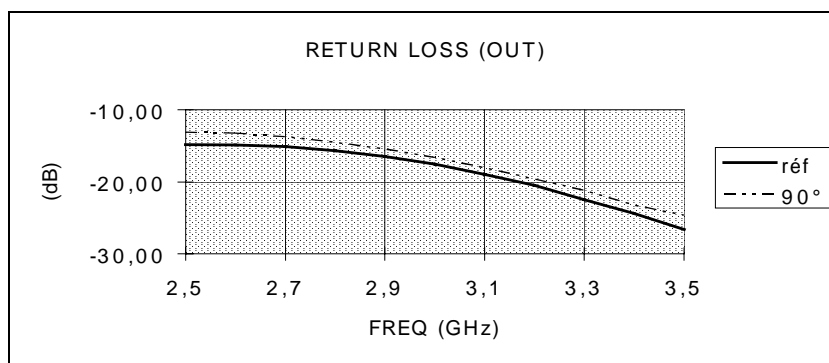
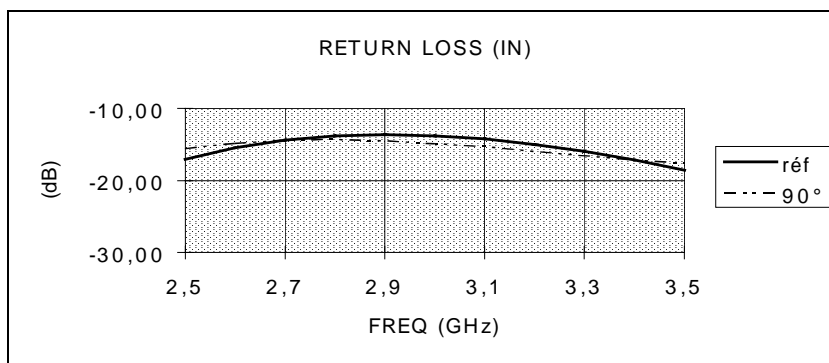
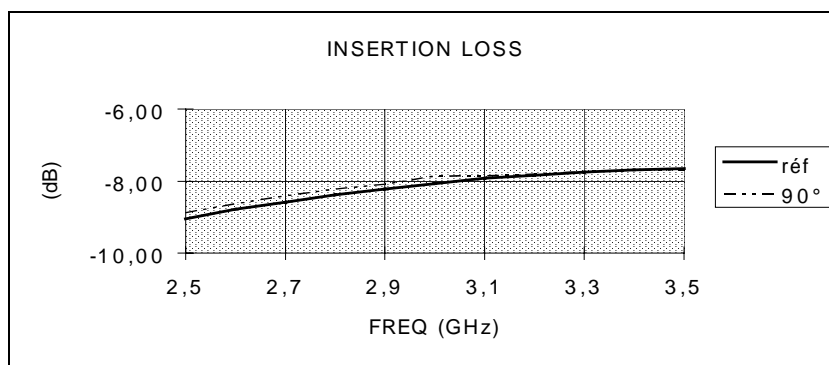
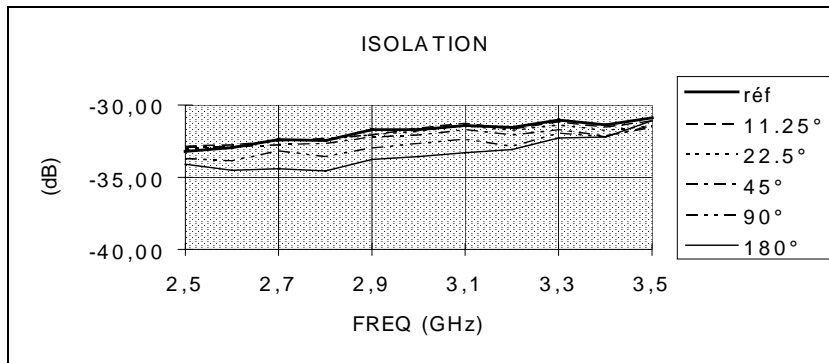
Switch Control Signal Interface

Switch command	Bond pads	
	P1	P2
Rfin to RFout2	Low level	High level
Rfin to RFout1	High level	Low level

**Typical Wafer [S] Parameters
RFin to RFout2 path**



Typical Wafer [S] Parameters
RFin to RFout1 path



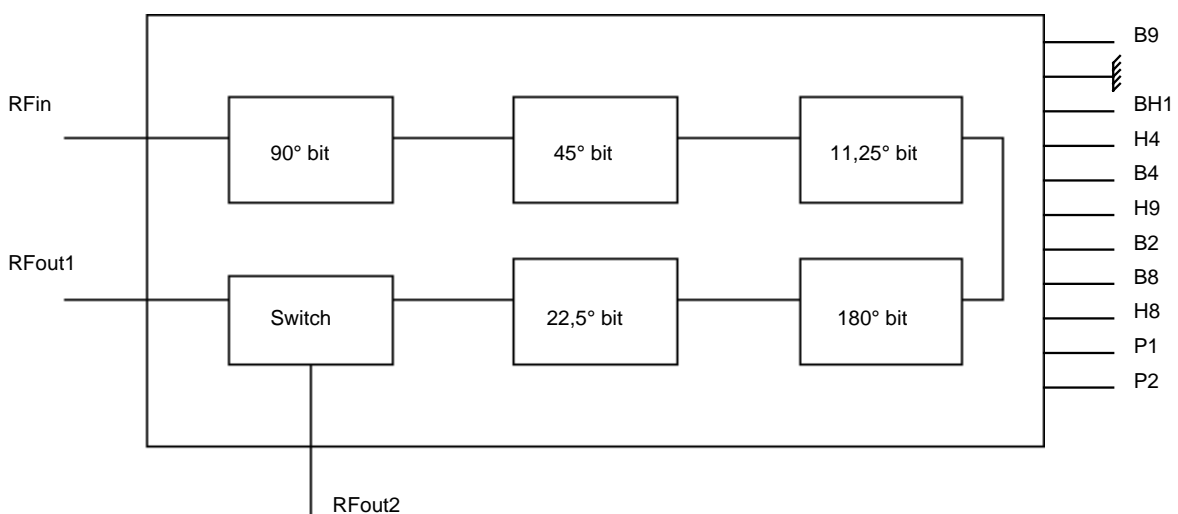
Phase Shifter Control Interface

The 5 bits phase shifter command is actuated by the 8 voltage control pads
 State = 1 for $V_{gi} = 0V$ (high level), State = 0 for $V_{gi} = -5.5V$ (low level)

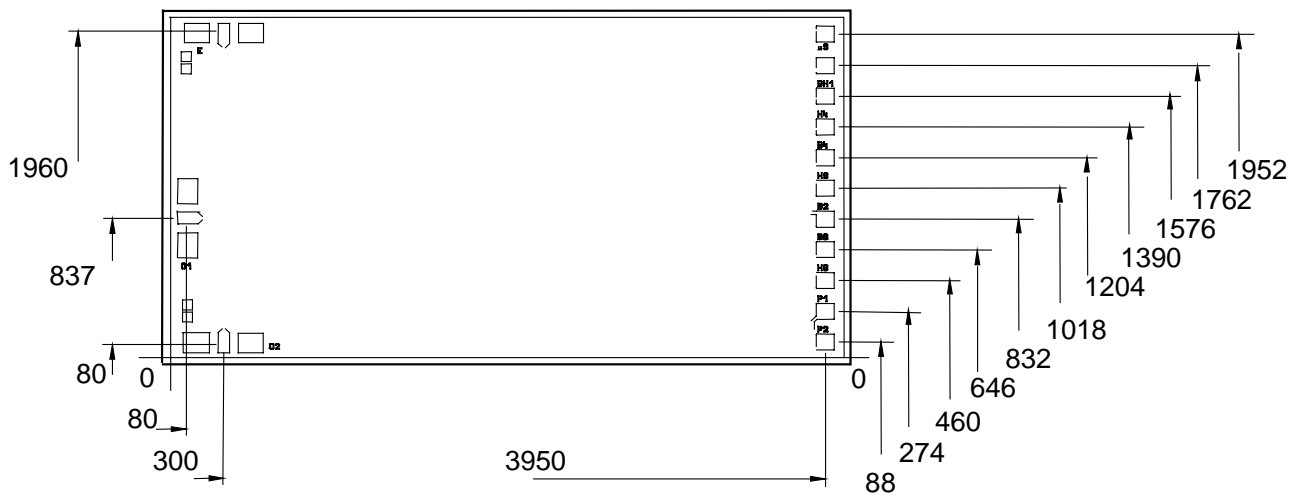
Nominal phase state °	Bond pads (1)							
	H8	B8	H9	B9	H4	B4	B2	BH1
0 (0)	1	0	1	0	1	0	0	0
11.25 ($\pi/16$)	1	0	1	0	1	0	0	1
22.50 ($\pi/8$)	1	0	1	0	1	0	1	0
33.75 ($\pi/8 + \pi/16$)	1	0	1	0	1	0	1	1
45 ($\pi/4$)	1	0	1	0	0	1	0	0
56.25 ($\pi/4 + \pi/16$)	1	0	1	0	0	1	0	1
67.50 ($\pi/4 + \pi/8$)	1	0	1	0	0	1	1	0
78.75 ($\pi/4 + \pi/8 + \pi/16$)	1	0	1	0	0	1	1	1
90 ($\pi/2$)	1	0	0	1	1	0	0	0
180 (π)	0	1	1	0	1	0	0	0
348.75 ($\pi + \pi/2 + \pi/4 + \pi/8 + \pi/16$)	0	1	0	1	0	1	1	1

(1) Terminology : B = Low pass, H = High pass, BH = Low/High pass
 1 = 11°, 2 = 22.5°, 4 = 45°, 9 = 90°, 8 = 180°

Simplified Schematic



Chip Mechanical Data



Dimensions : $4140 \pm 10\mu\text{m} \times 2160 \pm 10\mu\text{m}$
 Thickness : $100 \pm 10\mu\text{m}$
 HF pads : $80\mu\text{m}$
 DC pads : $100\mu\text{m}$

Ordering Information

Chip form : CHP2085-99F/00

Information furnished is believed to be accurate and reliable. However **United Monolithic Semiconductors S.A.S.** assumes no responsibility for the consequences of use of such information nor for any infringement of patents or other rights of third parties which may result from its use. No license is granted by implication or otherwise under any patent or patent rights of **United Monolithic Semiconductors S.A.S.**. Specifications mentioned in this publication are subject to change without notice. This publication supersedes and replaces all information previously supplied. **United Monolithic Semiconductors S.A.S.** products are not authorised for use as critical components in life support devices or systems without express written approval from **United Monolithic Semiconductors S.A.S.**