



CHENMKO ENTERPRISE CO.,LTD

CHUMA11PT

**SURFACE MOUNT
Dual Digital Silicon Transistor**

VOLTAGE 50 Volts CURRENT 100 mAmpere

Lead free devices

APPLICATION

* Switching circuit, Inverter, Interface circuit, Driver circuit.

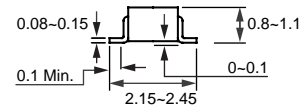
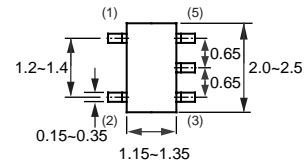
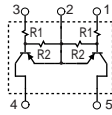
FEATURE

- * Small surface mounting type. (SC-88A/SOT-353)
- * High current gain.
- * Suitable for high packing density.
- * Low collector-emitter saturation.
- * High saturation current capability.
- * Two CHDTA143Z chips in a package.
- * Built in bias resistor(R1=4.7kΩ, Typ.)



SC-88A/SOT353

CIRCUIT



Dimensions in millimeters

SC-88A/SOT353

LIMITING VALUES

In accordance with the Absolute Maximum Rating System (IEC 60134).

SYMBOL	PARAMETER	CONDITIONS	MIN.	MAX.	UNIT
V _{CC}	Supply voltage		-	-50	V
V _{IN}	Input voltage		-30	+5	V
I _o	DC Output current		-	-100	mA
I _{C(Max.)}			-	-100	
P _{TOT}	Total power dissipation	T _{amb} ≤ 25 °C, Note 1	-	150	mW
T _{STG}	Storage temperature		-55	+150	°C
T _J	Junction temperature		-	150	°C
R _{θJ-S}	Thermal resistance	junction - soldering point	-	140	°C/W

Note

1. Transistor mounted on an FR4 printed-circuit board.

RATING CHARACTERISTIC (CHUMA11PT)

CHARACTERISTICS

$T_{amb} = 25\text{ }^{\circ}\text{C}$ unless otherwise specified.

SYMBOL	PARAMETER	CONDITIONS	MIN.	TYP.	MAX.	UNIT
$V_{I(off)}$	Input off voltage	$I_o = -100\mu\text{A}; V_{CC} = -5.0\text{V}$	-0.5	-	-	V
$V_{I(on)}$	Input on voltage	$I_o = -5\text{mA}; V_o = -0.3\text{V}$	-	-	-1.3	V
$V_{O(on)}$	Output voltage	$I_o = -5\text{mA}; I_i = -0.25\text{mA}$	-	-0.1	-0.3	V
I_i	Input current	$V_i = -5\text{V}$	-	-	-1.8	mA
$I_{C(off)}$	Output current	$V_i = 0\text{V}; V_{CC} = -50\text{V}$	-	-	-0.5	μA
h_{FE}	DC current gain	$I_o = -10\text{mA}; V_o = -5.0\text{V}$	80	-	-	
R_1	Input resistor		3.29	4.7	6.11	$\text{K}\Omega$
R_2/R_1	Resistor ratio		8	10	12	
f_T	Transition frequency	$I_C = -5\text{mA}, V_{CE} = -10.0\text{V}$ $f = 100\text{MHz}$	-	250	-	MHz

Note

1. Pulse test: $t_p \leq 300\mu\text{s}; \delta \leq 0.02$.

RATING CHARACTERISTIC CURVES (CHUMA11PT)

Typical Electrical Characteristics

Fig.1 Input voltage vs. output current (ON characteristics)

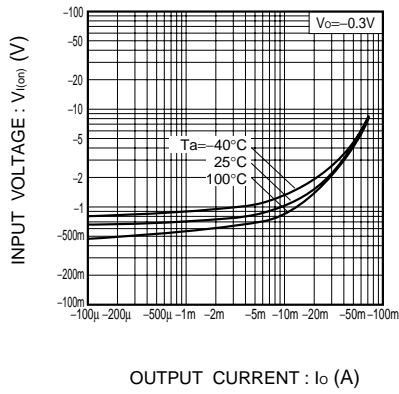


Fig.2 Output current vs. input voltage (OFF characteristics)

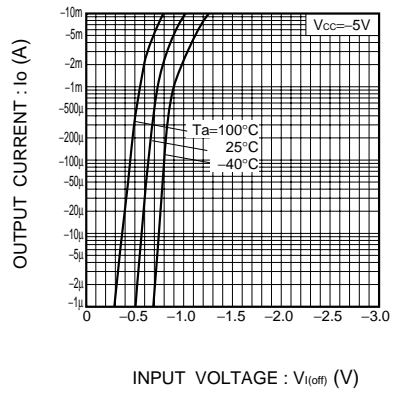


Fig.3 DC current gain vs. output current

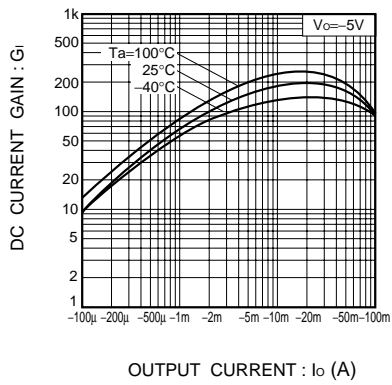


Fig.4 Output voltage vs. output current

