

### Feature

- The smallest beads used for high current.  
(CIC: ~3A, CIS: ~6A)

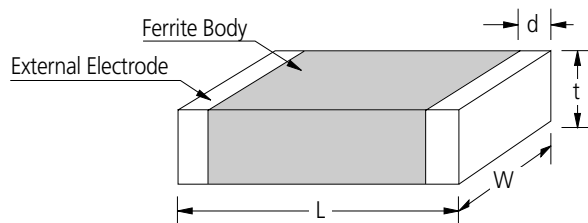
### Application

- Suppression of noise in power line

The CIC/CIS Series can be used in high current owing to their low DC resistance. They can match power lines to a maximum of 6A DC.

Operating Temp	-55~+125°C
Storage Temp	-10~+40°C

### Dimensions



Unit : mm

SIZE CODE	L	W	t	d
05	1.0±0.05	0.5±0.05	0.5±0.05	0.25±0.1
10	1.6±0.15	0.8 ±0.15	0.8±0.15/0.6±0.15	0.3±0.2
21	2.0±0.2	1.25±0.2	0.9±0.2	0.5+0.2,-0.3
31	3.2±0.2	1.6±0.2	1.1±0.2	0.5+0.2,-0.3
32	3.2±0.2	2.5±0.2	1.3±0.2	0.5±0.3
41	4.5±0.2	1.6±0.2	1.6±0.2/1.2±0.2	0.5±0.3

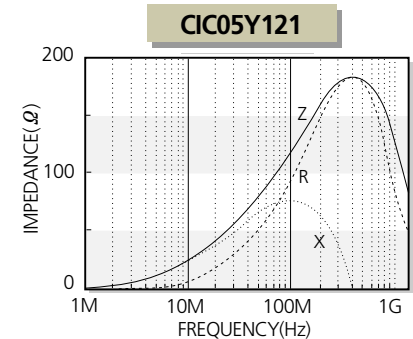
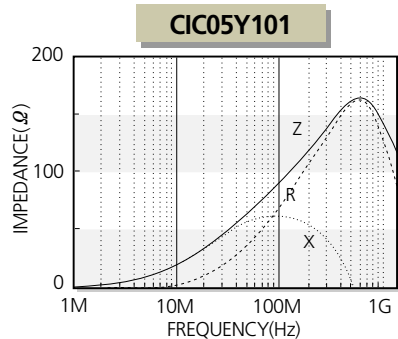
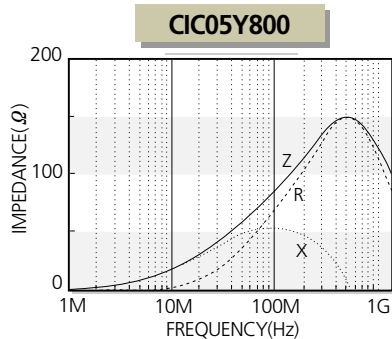
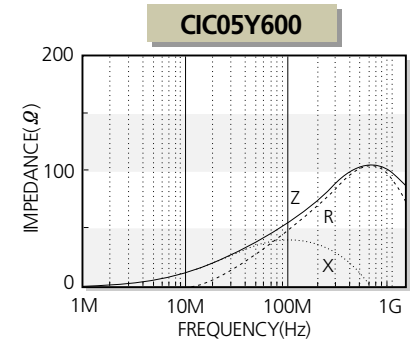
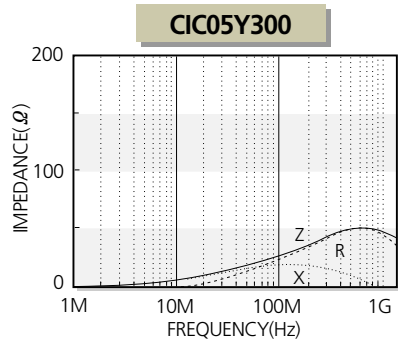
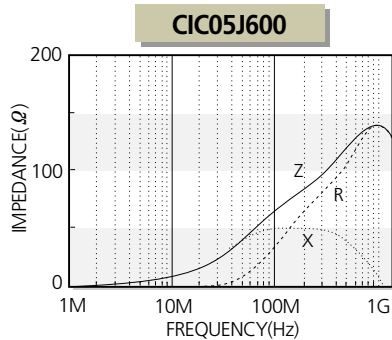
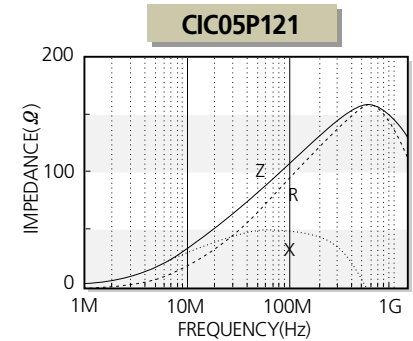
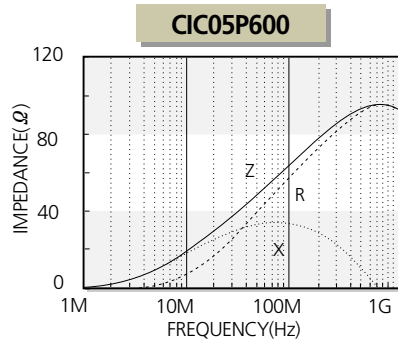
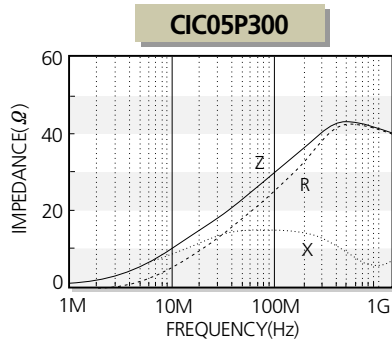
### Part Numbering

**CI**   **C**   **05**   **P**   **300**   **N**   **C**  
 (1)   (2)   (3)   (4)   (5)   (6)   (7)

- (1) Chip Beads
- (2) C: For high current ~3A, S: Ultra high current ~6A
- (3) Dimension
- (4) Material Code(J, P)
- (5) Nominal impedance(310: 31Ω, 121: 120Ω)
- (6) Thickness option(N: Standard, A: Thinner than standard, B: Thicker than standard)
- (7) Packaging(C: paper tape, E: embossed tape)

**CIC 1005(0402) Type**

Part No.	Thickness (mm)	Impedance ( $\Omega$ ) $\pm 25\%$ @ 100 MHz	DC Resistance ( $\Omega$ ) Max.	Rated Current (mA) Max.
CIC 05P 300	0.50 $\pm$ 0.05	30	0.05	1500
CIC 05P 600	0.50 $\pm$ 0.05	60	0.09	1500
CIC 05P 121	0.50 $\pm$ 0.05	120	0.09	1500
CIC 05J 600	0.50 $\pm$ 0.05	60	0.10	1500
CIC05Y100	0.50 $\pm$ 0.05	10	0.05	1000
CIC05Y300	0.50 $\pm$ 0.05	30	0.035	2200
CIC05Y600	0.50 $\pm$ 0.05	60	0.06	1700
CIC05Y800	0.50 $\pm$ 0.05	80	0.07	1500
CIC05Y101	0.50 $\pm$ 0.05	100	0.07	1500
CIC05Y121	0.50 $\pm$ 0.05	120	0.09	1300



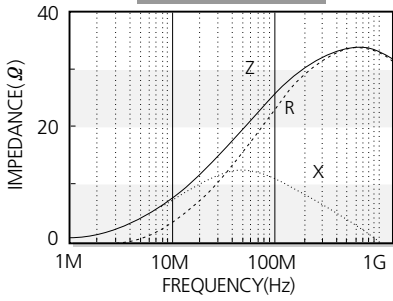
CIC 1608(0603) Type

Part No.	Thickness (mm)	Impedance ( $\Omega$ ) $\pm 25\%$ @ 100 MHz	DC Resistance ( $\Omega$ ) Max.	Rated Current (mA) Max.
CIC 10P 080	0.8 $\pm$ 0.15	8	0.03	3000
CIC 10P 220	0.8 $\pm$ 0.15	22	0.025	3000
CIC 10P 300	0.8 $\pm$ 0.15	30	0.1	3000
CIC 10P 330	0.8 $\pm$ 0.15	33	0.1	3000
CIC 10P 600	0.8 $\pm$ 0.15	60	0.1	2000
CIC 10P 800	0.8 $\pm$ 0.15	80	0.1	2000
CIC 10P 101	0.8 $\pm$ 0.15	100	0.1	2000
CIC 10P 121	0.8 $\pm$ 0.15	120	0.1	2000
CIC 10P 151	0.8 $\pm$ 0.15	150	0.15	1500
CIC 10P 181	0.8 $\pm$ 0.15	180	0.09	1500
CIC 10P 221	0.8 $\pm$ 0.15	220	0.15	1000
CIC 10P 301	0.8 $\pm$ 0.15	300	0.15	750
CIC 10P 331	0.8 $\pm$ 0.15	330	0.15	1200
CIC 10P 471	0.8 $\pm$ 0.15	470	0.2	750
CIC 10P 601	0.8 $\pm$ 0.15	600	0.15	1000
CIC 10J 080	0.8 $\pm$ 0.15	8	0.02	3000
CIC 10J 300	0.8 $\pm$ 0.15	30	0.03	2000
CIC 10J 470	0.8 $\pm$ 0.15	47	0.05	2000
CIC 10J 600	0.8 $\pm$ 0.15	60	0.1	2000
CIC 10J 800	0.8 $\pm$ 0.15	80	0.1	2000
CIC 10J 121	0.8 $\pm$ 0.15	120	0.15	2000
CIC 10J 151	0.8 $\pm$ 0.15	150	0.15	1500
CIC 10J 221	0.8 $\pm$ 0.15	220	0.15	1500
CIC 10J 301	0.8 $\pm$ 0.15	300	0.15	800
CIC 10J 471	0.8 $\pm$ 0.15	470	0.15	800
CIC 10J 601	0.8 $\pm$ 0.15	600	0.15	750

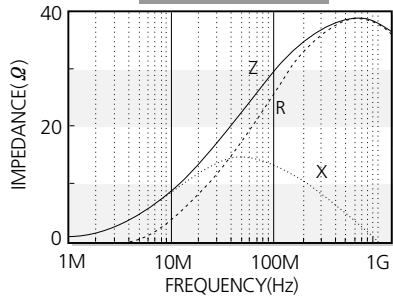
※Test equipment: Agilent E4991A + 16192A

**Electrical Characteristics**

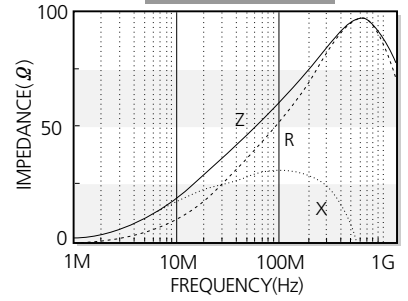
**CIC10P220**



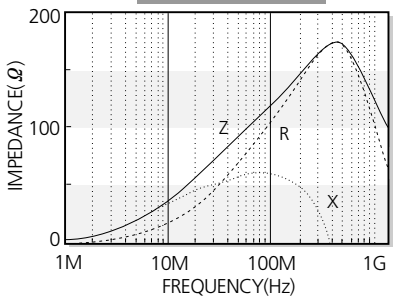
**CIC10P300**



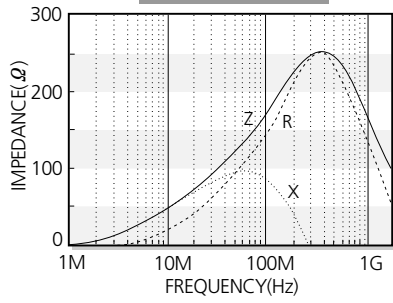
**CIC10P600**



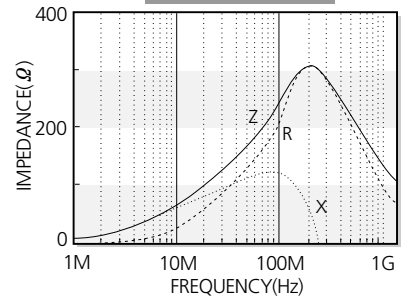
**CIC10P121**



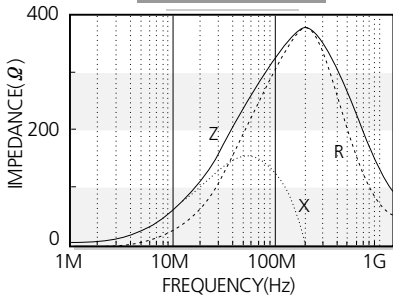
**CIC10P181**



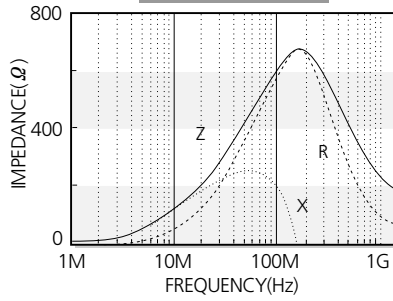
**CIC10P221**



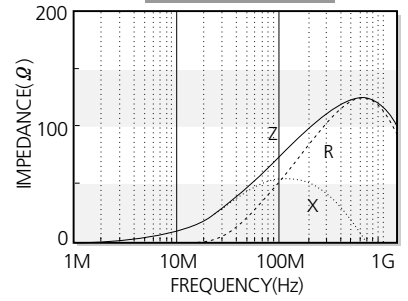
**CIC10P331**



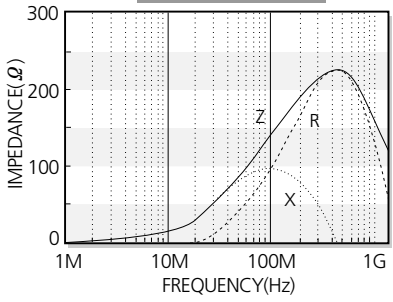
**CIC10P601**



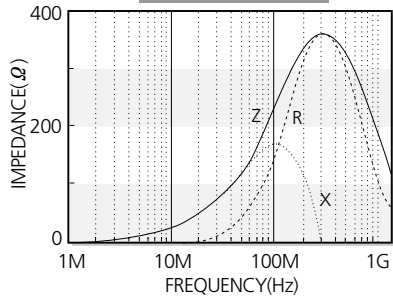
**CIC10J600**



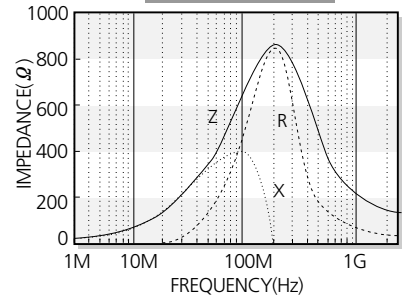
**CIC10J121**



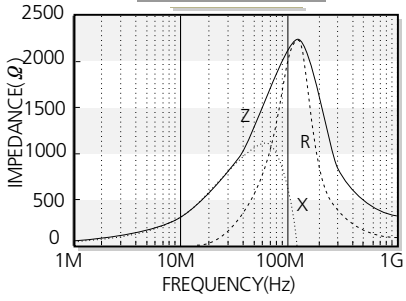
**CIC10J221**



**CIC10J601**



**CIC10J252**



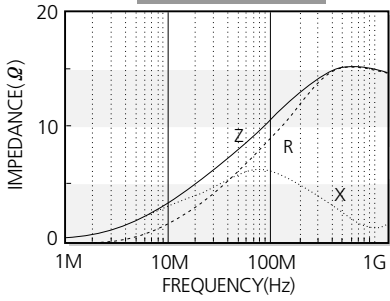
### CIC 2012(0805) Type

Part No.	Thickness (mm)	Impedance ( $\Omega$ ) $\pm$ 25% @ 100 MHz	DC Resistance ( $\Omega$ ) Max.	Rated Current (mA) Max.
CIC 21P 110	0.90 $\pm$ 0.2	11	0.05	6000
CIC 21P 300	0.90 $\pm$ 0.2	30	0.015	3000
CIC 21P 600	0.90 $\pm$ 0.2	60	0.05	3000
CIC 21P 800	0.90 $\pm$ 0.2	80	0.025	2500
CIC 21P 101	0.90 $\pm$ 0.2	100	0.02	2000
CIC 21P 121	0.90 $\pm$ 0.2	120	0.05	2000
CIC 21P 221	0.90 $\pm$ 0.2	220	0.05	2000
CIC 21P 331	0.85 $\pm$ 0.2	330	0.05	2000
CIC 21P 601	0.90 $\pm$ 0.2	600	0.15	1000
CIC 21J 600	0.90 $\pm$ 0.2	60	0.03	3800
CIC 21J 121	0.90 $\pm$ 0.2	120	0.05	2500
CIC 21J 221	0.90 $\pm$ 0.2	220	0.05	1500
CIC 21J 301	0.90 $\pm$ 0.2	300	0.10	1500
CIC 21J 471	0.90 $\pm$ 0.2	470	0.08	1500
CIC 21J 601	0.90 $\pm$ 0.2	600	0.15	1000

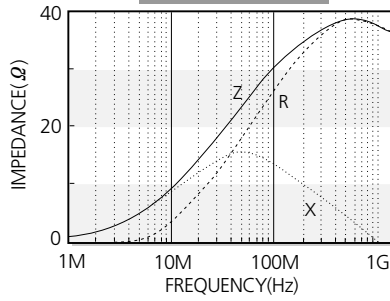
※ Test equipment: Agilent E4991A + 16192A

**Electrical Characteristics**

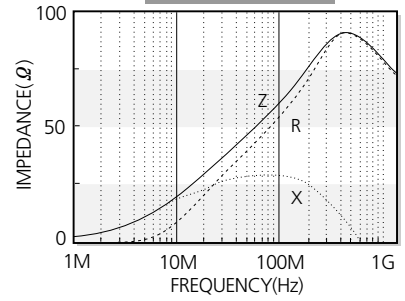
**CIC21P110**



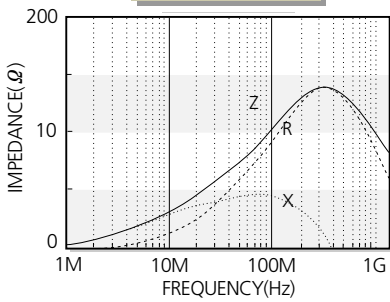
**CIC21P300**



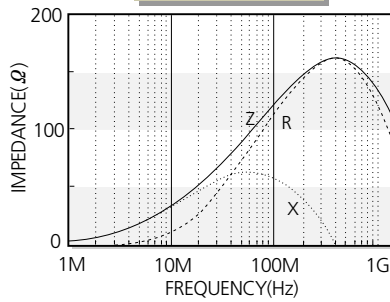
**CIC21P600**



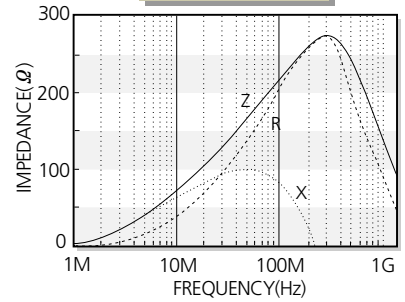
**CIC21P101**



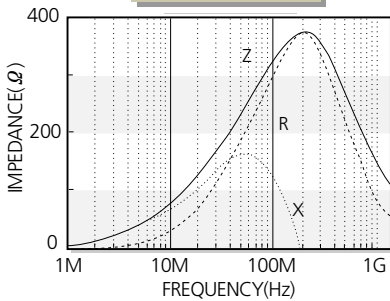
**CIC21P121**



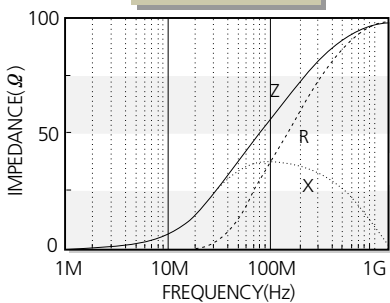
**CIC21P221**



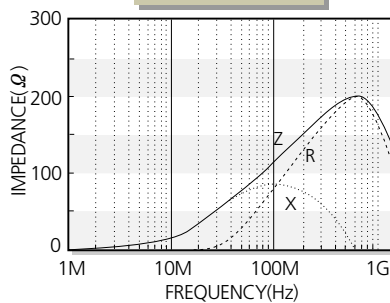
**CIC21P331**



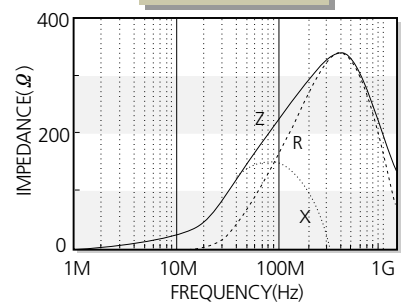
**CIC21J600**



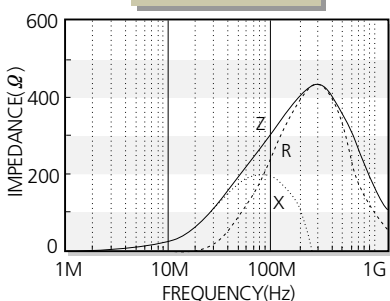
**CIC21J121**



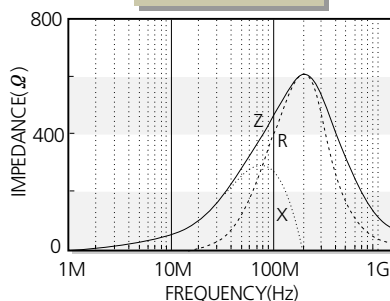
**CIC21J221**



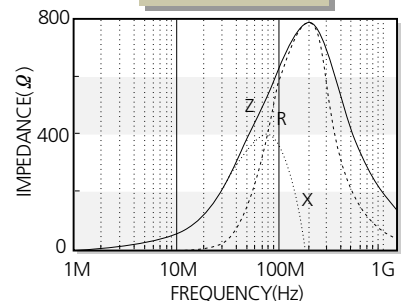
**CIC21J301**



**CIC21J471**



**CIC21J601**



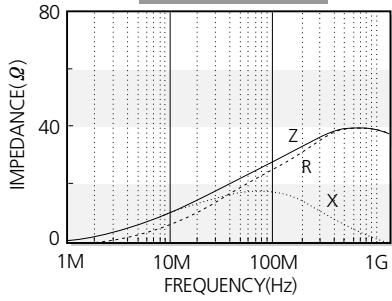
CIC 3216(1206) Type

Part No.	Thickness (mm)	Impedance ( $\Omega$ ) $\pm$ 25% @ 100 MHz	DC Resistance ( $\Omega$ ) Max.	Rated Current (mA) Max.
CIC 31P 260 NE	1.1 $\pm$ 0.2	26	0.01	6000
CIC 31P 300 NE	1.1 $\pm$ 0.2	30	0.03	6000
CIC 31P 310 NE	1.1 $\pm$ 0.2	31	0.01	6000
CIC 31P 330 NE	1.1 $\pm$ 0.2	33	0.01	6000
CIC 31P 350 NE	1.1 $\pm$ 0.2	35	0.025	3000
CIC 31P 500 NE	1.1 $\pm$ 0.2	50	0.025	3000
CIC 31P 520 NE	1.1 $\pm$ 0.2	52	0.025	3000
CIC 31P 600 NE	1.1 $\pm$ 0.2	60	0.025	3000
CIC 31P 680 NE	1.1 $\pm$ 0.2	68	0.025	3000
CIC 31P 700 NE	1.1 $\pm$ 0.2	70	0.025	3000
CIC 31P 800 NE	1.1 $\pm$ 0.2	80	0.025	3000
CIC 31P 900 NE	1.1 $\pm$ 0.2	90	0.025	2000
CIC 31P 121 NE	1.1 $\pm$ 0.2	120	0.025	2000
CIC 31P 151 NE	1.1 $\pm$ 0.2	150	0.05	2000
CIC 31P 221 NE	1.1 $\pm$ 0.2	220	0.05	2000
CIC 31P 301 NE	1.1 $\pm$ 0.2	300	0.05	2000
CIC 31P 391 NE	1.1 $\pm$ 0.2	390	0.05	2000
CIC 31P 471 NE	1.1 $\pm$ 0.2	470	0.07	1500
CIC 31P 501 NE	1.1 $\pm$ 0.2	500	0.07	1500
CIC 31P 601 NE	1.1 $\pm$ 0.2	600	0.07	1500
CIC 31J 300 NE	1.1 $\pm$ 0.2	30	0.02	4000
CIC 31J 500 NE	1.1 $\pm$ 0.2	50	0.02	4000
CIC 31J 680 NE	1.1 $\pm$ 0.2	68	0.02	4000
CIC 31J 800 NE	1.1 $\pm$ 0.2	80	0.02	4000
CIC 31J 900 NE	1.1 $\pm$ 0.2	90	0.02	4000
CIC 31J 121 NE	1.1 $\pm$ 0.2	120	0.03	4000
CIC 31J 151 NE	1.1 $\pm$ 0.2	150	0.03	3000
CIC 31J 241 NE	1.1 $\pm$ 0.2	240	0.05	3000
CIC 31J 301 NE	1.1 $\pm$ 0.2	300	0.05	3000
CIC 31J 471 NE	1.1 $\pm$ 0.2	470	0.05	3000
CIC 31J 501 NE	1.1 $\pm$ 0.2	500	0.05	3000
CIC 31J 601 NE	1.1 $\pm$ 0.2	600	0.05	2500

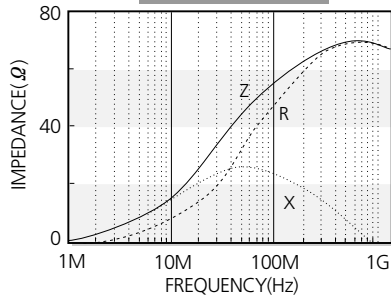
※Test equipment: Agilent E4991A + 16192A

**Electrical Characteristics**

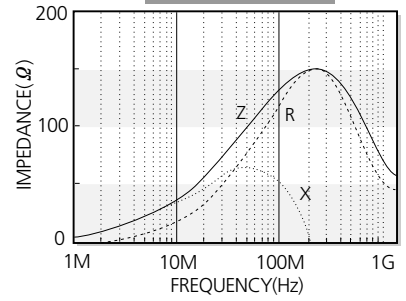
**CIC31P300**



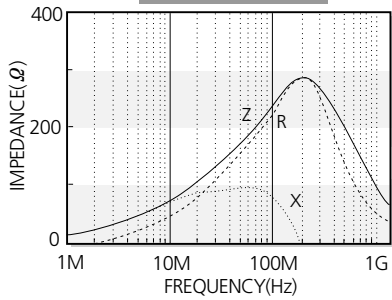
**CIC31P500**



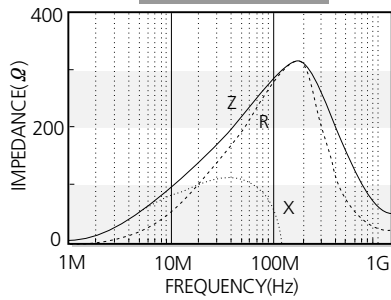
**CIC31P121**



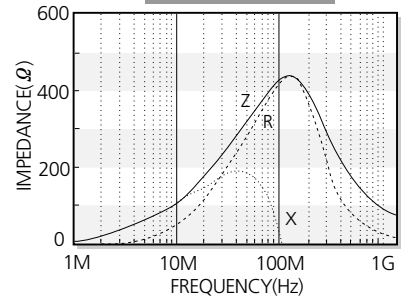
**CIC31P221**



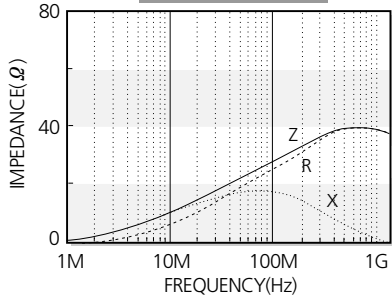
**CIC31P301**



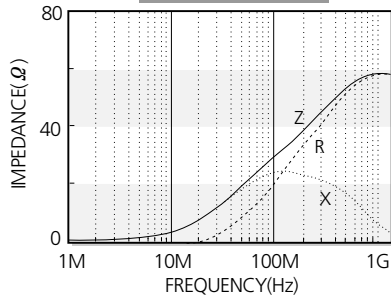
**CIC31P471**



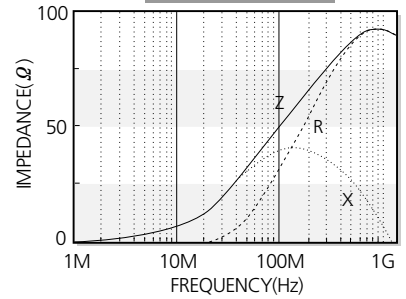
**CIC31P601**



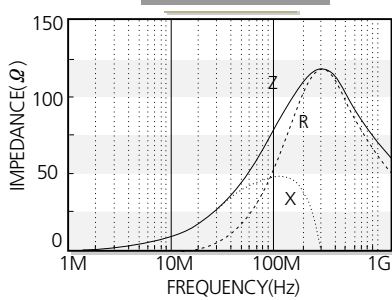
**CIC31J300**



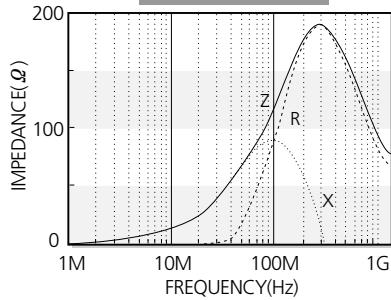
**CIC31J500**



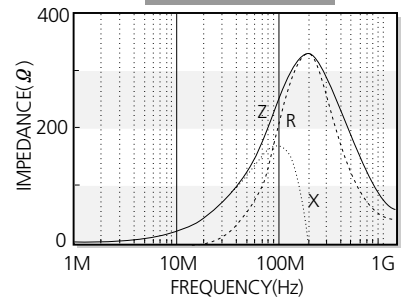
**CIC31J800**



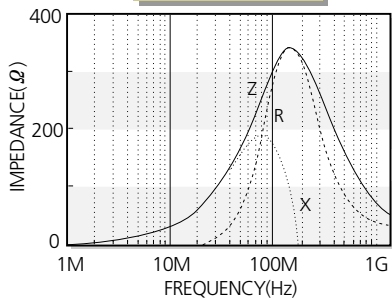
**CIC31J121**



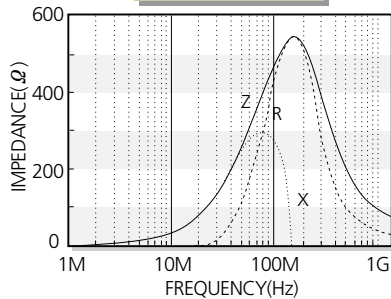
**CIC31J241**



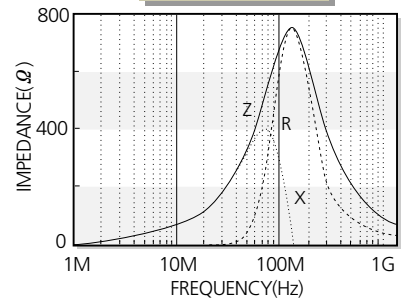
**CIC31J301**



**CIC31J471**



**CIC31J601**





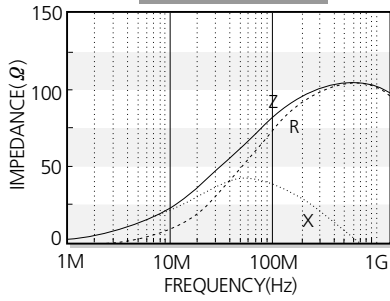
CIC 4516(1806) Type

Part No.	Thickness (mm)	Impedance ( $\Omega$ ) $\pm$ 25% @ 100 MHz	DC Resistance ( $\Omega$ ) Max.	Rated Current (mA) Max.
CIC 41P 260 NE	1.6 $\pm$ 0.2	26	0.01	6000
CIC 41P 600 NE	1.6 $\pm$ 0.2	60	0.01	6000
CIC 41P 750 NE	1.6 $\pm$ 0.2	75	0.01	6000
CIC 41P 800 NE	1.6 $\pm$ 0.2	80	0.01	6000
CIC 41P 910 NE	1.6 $\pm$ 0.2	91	0.03	3000
CIC 41P 111 NE	1.6 $\pm$ 0.2	110	0.025	3000
CIC 41P 121 NE	1.6 $\pm$ 0.2	120	0.025	3000
CIC 41P 151 NE	1.6 $\pm$ 0.2	150	0.025	3000
CIC 41P 181 NE	1.6 $\pm$ 0.2	180	0.025	3000
CIC 41P 221 NE	1.6 $\pm$ 0.2	220	0.05	2000
CIC 41P 301 NE	1.6 $\pm$ 0.2	300	0.05	2000
CIC 41P 471 NE	1.6 $\pm$ 0.2	470	0.05	2000
CIC 41P 601 NE	1.6 $\pm$ 0.2	600	0.08	1500
CIC 41J 260 NE	1.6 $\pm$ 0.2	26	0.01	6000
CIC 41J 400 NE	1.6 $\pm$ 0.2	40	0.01	6000
CIC 41J 600 NE	1.6 $\pm$ 0.2	60	0.01	6000
CIC 41J 800 NE	1.6 $\pm$ 0.2	80	0.01	6000
CIC 41J 910 NE	1.6 $\pm$ 0.2	91	0.02	3000
CIC 41J 121 NE	1.6 $\pm$ 0.2	120	0.03	3000
CIC 41J 151 NE	1.6 $\pm$ 0.2	150	0.03	3000
CIC 41J 221 NE	1.6 $\pm$ 0.2	220	0.04	2500
CIC 41J 301 NE	1.6 $\pm$ 0.2	300	0.04	2500
CIC 41J 471 NE	1.6 $\pm$ 0.2	470	0.04	2500
CIC 41J 601 NE	1.6 $\pm$ 0.2	600	0.04	2500

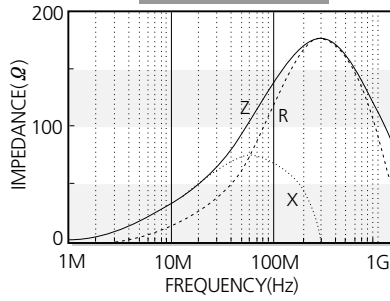
※Test equipment: Agilent E4991A + 16192A

**Electrical Characteristics**

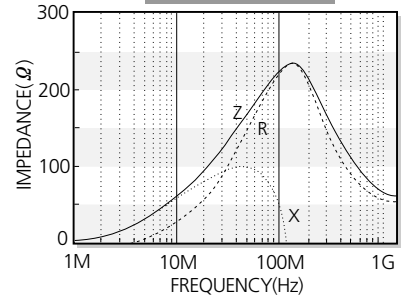
**CIC41P800**



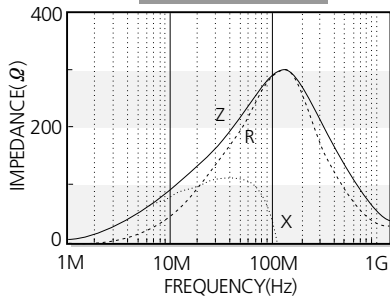
**CIC41P121**



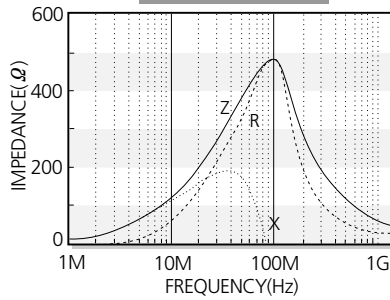
**CIC41P221**



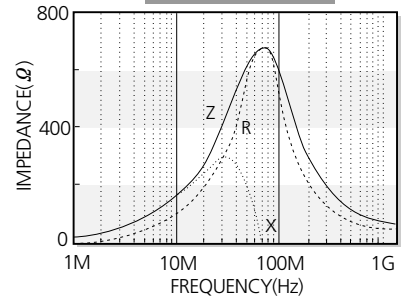
**CIC41P301**



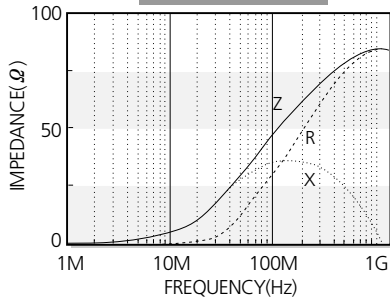
**CIC41P471**



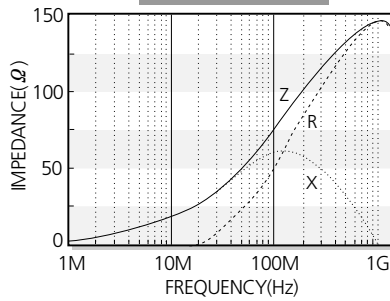
**CIC41P601**



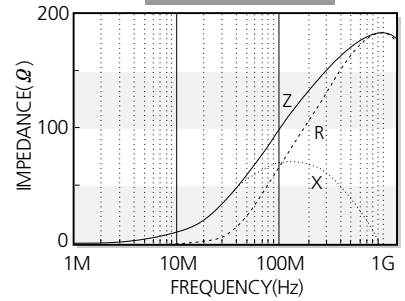
**CIC41J400**



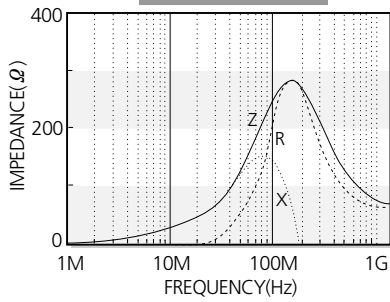
**CIC41J800**



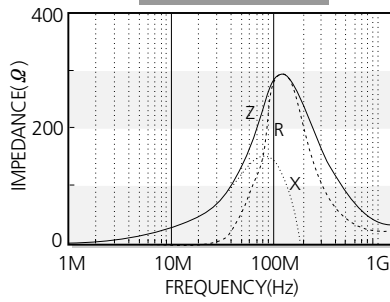
**CIC41J121**



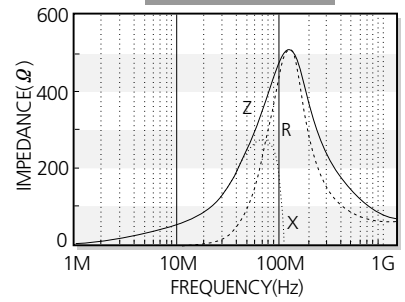
**CIC41J221**



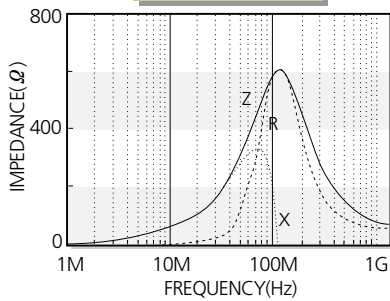
**CIC41J301**



**CIC41J471**

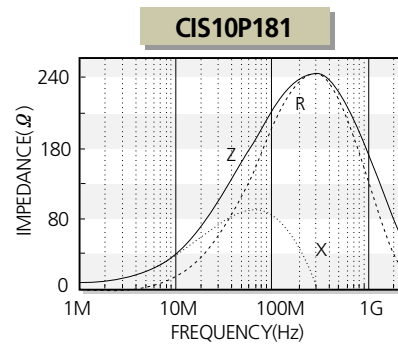
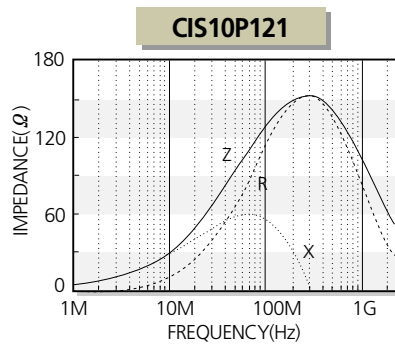
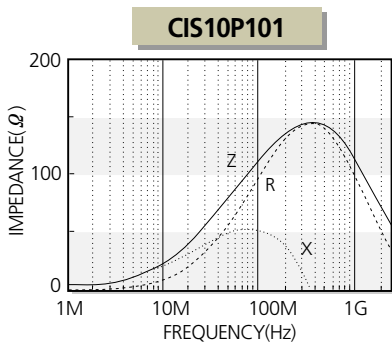
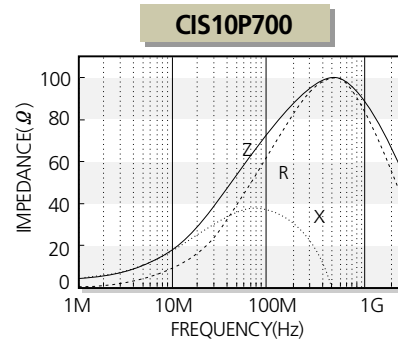
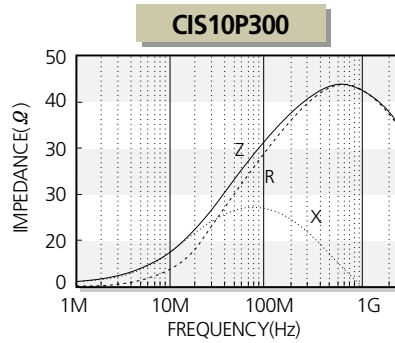
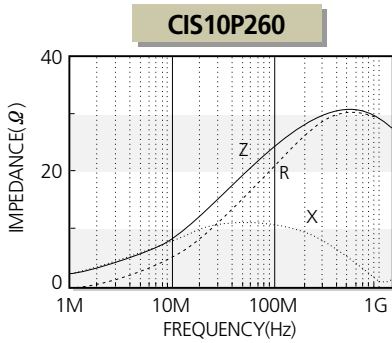


**CIC41J601**



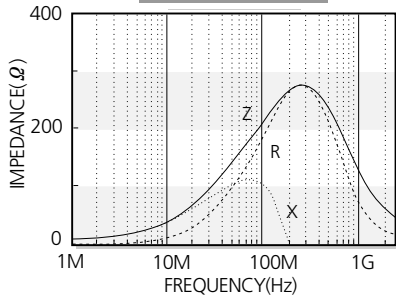
CIS Series

Part No.	Thickness (mm)	Impedance ( $\Omega$ ) $\pm 25\%$ @ 100 MHz	DC Resistance ( $\Omega$ ) Max.	Rated Current (mA) Max.
CIS 10P 260	$0.6 \pm 0.15$	26	0.007	6000
CIS 10P 300	$0.6 \pm 0.15$	30	0.01	6000
CIS 10P 700	$0.6 \pm 0.15$	70	0.02	4000
CIS 10P 101	$0.6 \pm 0.15$	100	0.03	3000
CIS 10P 121	$0.6 \pm 0.15$	120	0.03	3000
CIS 10P 181	$0.6 \pm 0.15$	180	0.04	2500
CIS 10P 221	$0.8 \pm 0.15$	220	0.05	2500
CIS 10P 331	$0.8 \pm 0.15$	330	0.07	1700
CIS 10P 391	$0.8 \pm 0.15$	390	0.10	1200
CIS 10P 471	$0.8 \pm 0.15$	470	0.13	1500
CIS 10P 601	$0.8 \pm 0.15$	600	0.15	1300
CIS 10J 300	$0.8 \pm 0.15$	30	0.01	6000
CIS 21P 300	$0.9 \pm 0.2$	30	0.015	5000
CIS 21J 121	$0.9 \pm 0.2$	120	0.02	5000
CIS 32P 520	$1.3 \pm 0.2$	52	0.01	6000
CIS 41P 600	$1.6 \pm 0.2/1.2 \pm 0.2$	60	0.01	6000
CIS 41J 600	$1.6 \pm 0.2/1.2 \pm 0.2$	60	0.01	6000

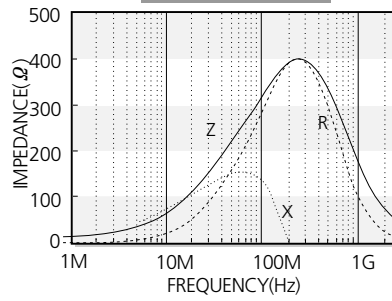


Electrical Characteristics

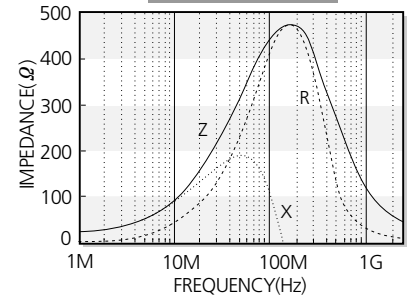
**CIS10P221**



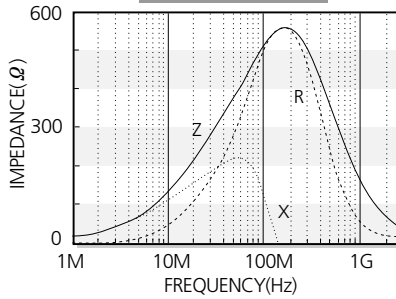
**CIS10P331**



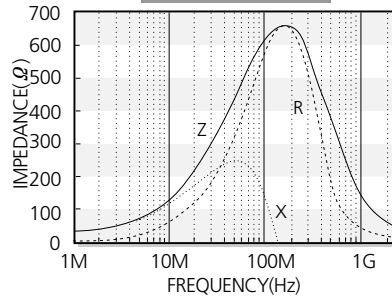
**CIS10P391**



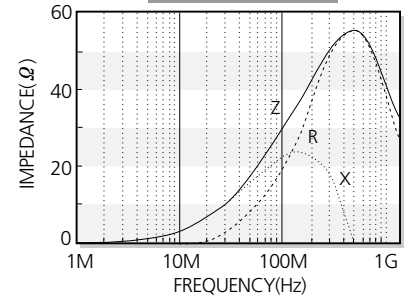
**CIS10P471**



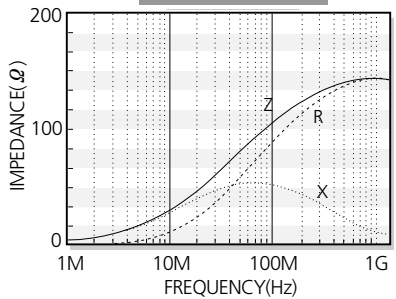
**CIS10P601**



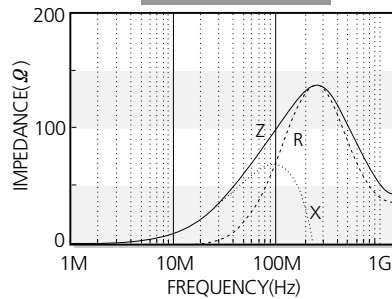
**CIS10J300**



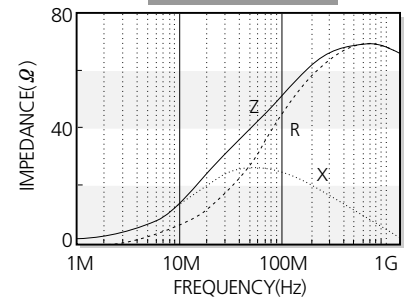
**CIS21P300**



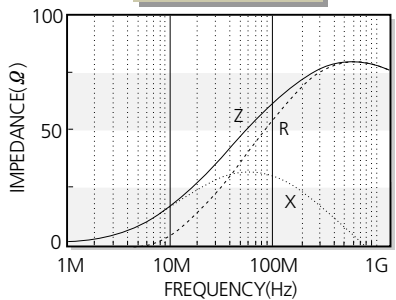
**CIS21J121**



**CIS32P520**



**CIS41P600**



**CIS41J600**

