

**INTRODUCE:**

HVGT high voltage silicon rectifier diodes is made of high quality silicon wafer chip and high reliability epoxy resin sealing structure, and through professional testing equipment inspection qualified after to customers.

**FEATURES:**

1. High overload surge capability.
2. High Current,Low Forward Voltage.
3. Avalanche Characteristic.
4. Conform to RoHS and SGS.
5. Epoxy resin molded in vacuumHave anticorrosion in the surface.


**APPLICATIONS:**

1. High voltage power supply rectifier.
2. High voltage rectifier circuit for microwave oven.
3. Other.

**MECHANICAL DATA:**

1. Case: epoxy resin molding.
2. Terminal: welding axis.
3. Net weight: 2.50 grams (approx).

**SHAPE DISPLAY:**

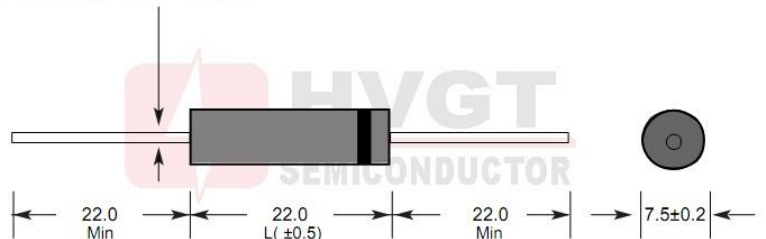


**SIZE: (Unit:mm)**

**HVGT NAME: DO-722**

**DO-722 Series**

Lead Diameter 1.2mm ±0.02



Unit:mm

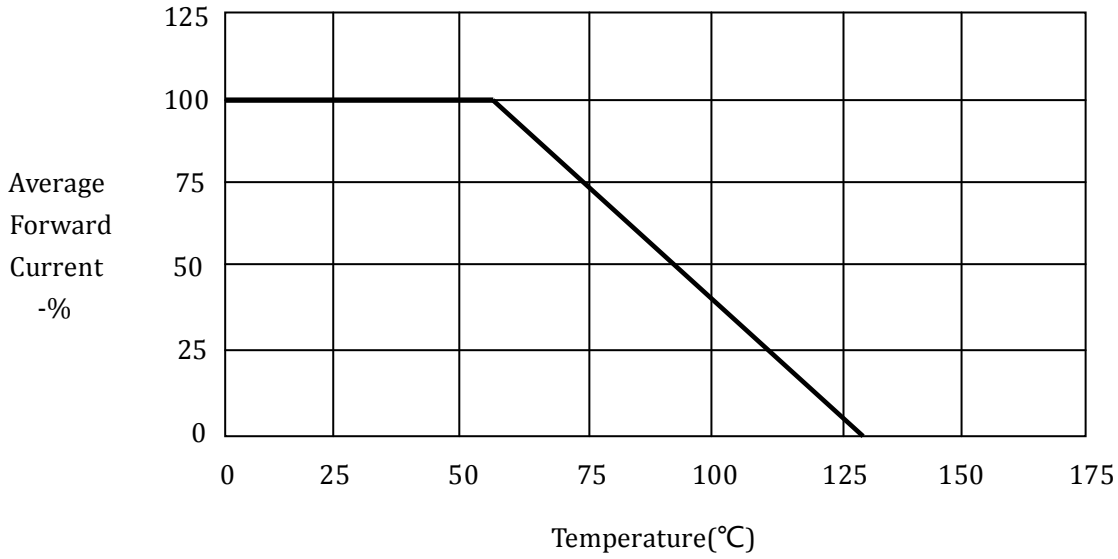
**MAXIMUM RATINGS AND CHARACTERISTICS:** (Absolute Maximum Ratings)

Items	Symbols	Condition	Data Value	Units
Repetitive Peak Reverse Voltage	$V_{RRM}$	$T_A=25^{\circ}C$	12000	V
Maximum RMS Reverse Voltage	$V_{RMS}$	$T_A=25^{\circ}C$	8400	V
Maximum DC Blocking Voltage	$V_R$	$T_A=25^{\circ}C$	12000	V
Average Forward Current Maximum	$I_O$	$T_{OIL}=60^{\circ}C$	450	mA
Non-Repetitive Forward Surge Current	$I_{FSM}$	$T_A=25^{\circ}C$ ; 50Hz Half-Sine Wave; 8.3ms	30	A
Junction Temperature	$T_J$		130	$^{\circ}C$
Allowable Operation Case Temperature	$T_C$		-40~+130	$^{\circ}C$
Storage Temperature	$T_{STG}$		-40~+130	$^{\circ}C$

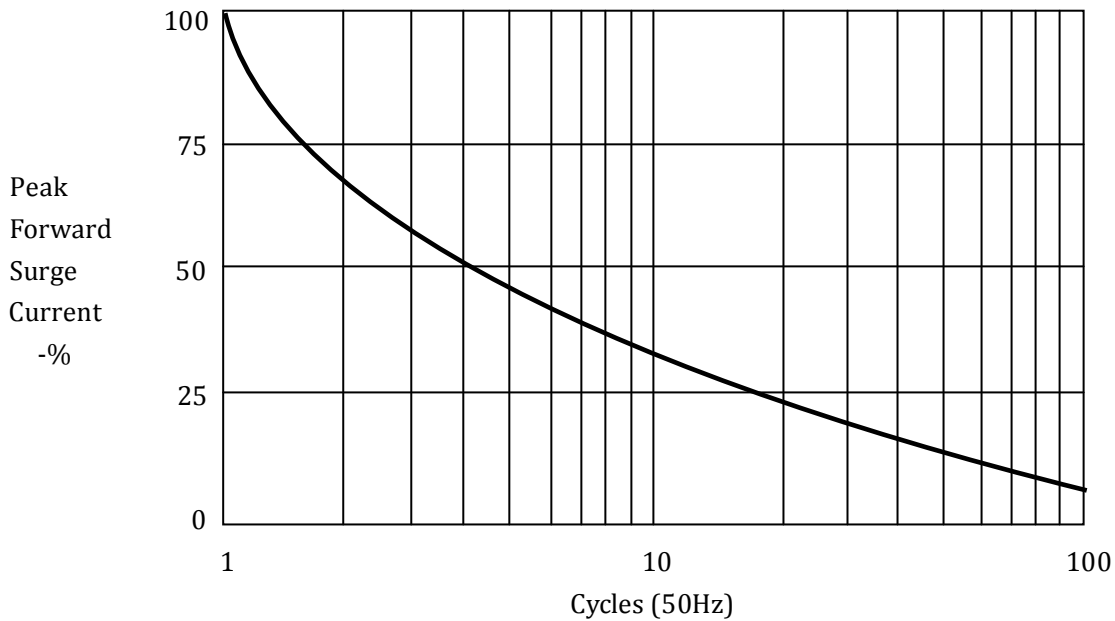
**ELECTRICAL CHARACTERISTICS:**  $T_A=25^{\circ}C$  (Unless Otherwise Specified)

Items	Symbols	Condition	Data value	Units
Maximum Forward Voltage Drop	$V_{FM}$	at $25^{\circ}C$ ; at $I_{FAVM}$	12	V
Maximum Reverse Current	$I_{R1}$	at $25^{\circ}C$ ; at $V_{RRM}$	5.0	$\mu A$
	$I_{R2}$	at $100^{\circ}C$ ; at $V_{RRM}$	50	$\mu A$
Maximum Reverse Recovery Time	$T_{RR}$	at $25^{\circ}C$ ; $I_F=0.5I_R$ ; $I_R=I_{FAVM}$ ; $I_{RR}=0.25I_R$	--	nS
Reverse Breakdown Voltage	$V_Z$	at $25^{\circ}C$ ; $I_R=100\mu A$	15	kV

### Forward Current Derating Curves



### Non-Repetitive Surge Current



Marking	Type	Code	Cathode Mark
	CL04-12	CL04-12 HVGT	

◆ We can set 250/187 terminal on the top of the wire, according to customer, s requirement.