

SPECIFICATIONS

Electrical Ratings	50mA @ 48VDC
Electrical Life	100,000 cycles typical
Contact Resistance	< 50 mΩ initial
Actuation Force	160 +/- 50gF
Actuator Travel	.25 +/- .1mm
Dielectric Strength	1000Vrms min
Insulation Resistance	> 100MΩ min
Operating Temperature	-40°C to 85°C
Storage Temperature	-40°C to 85°C



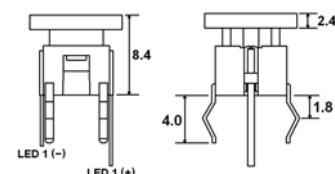
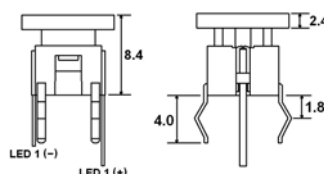
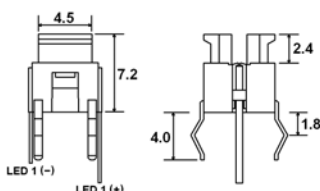
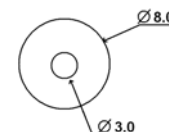
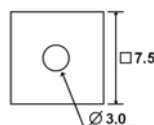
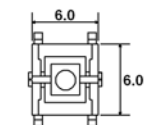
MATERIALS ←RoHS COMPLIANT

Actuator	6/6 Nylon
Housing	6/6 Nylon
Cover	PC
Contacts	Stainless Steel, Silver Plated
Terminals	Brass, Silver Plated

ORDERING INFORMATION

1. Series: CL1200	A	2	2	R	G
2. Cap Style: Blank = No Cap A = Square Cap B = Round Cap					
3. Frame Color: Blank = No Frame 2 = Black 9 = Gray					
4. Cap Color: Blank = No Cap 2 = Black 3 = Red 4 = Yellow 5 = Green 9 = Gray					
5. First LED Color: N = No LED R = Red G = Green Y = Yellow B = Blue	**Not Available in Bi-color RS = Super Bright Red GS = Super Bright Green YS = Super Bright Yellow BS = Super Bright Blue				
				6. Second LED Color: **For Bi-color LED Option Blank = No Second LED R = Red G = Green Y = Yellow B = Blue	

DIMENSIONS

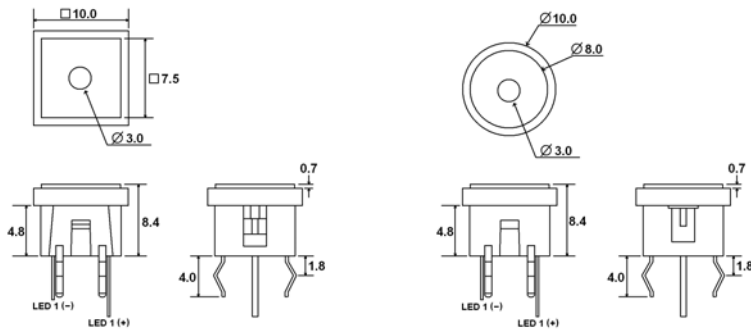


WITHOUT FRAME & CAP

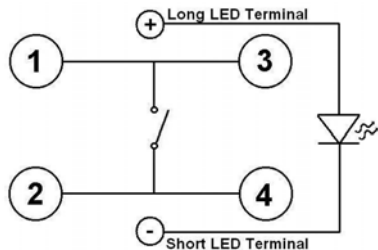
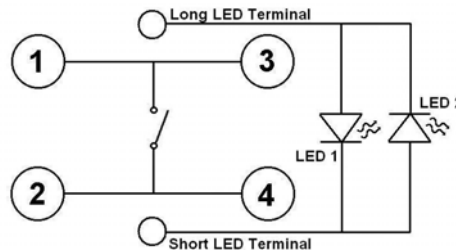
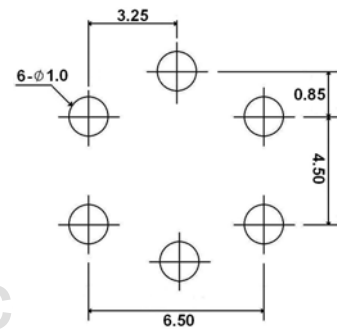
A - CAP

B - CAP

DIMENSIONS


A - FRAME & CAP
B - FRAME & CAP

SCHEMATIC & PC LAYOUT


SINGLE COLORED LED

BI-COLORED LED


LED SPECIFICATIONS

LED Ratings		Value								Units
		R	G	Y	B	RS	GS	YS	BS	
Reverse Voltage	V_R	5	5	5	5	5	5	5	5	V
Forward Current (avg)	I_F	30	30	30	30	30	25	30	30	mA
Forward Current (peak)	I_{FS}	160	150	140	150	155	140	150	150	mA
Reverse Current $V_R = 5V$	I_R	10	10	10	10	10	10	10	10	μA
Power Dissipation	P_T	105	105	105	105	100	105	125	105	mW
Operating Temperature	T_A	-40~ +85								$^{\circ}C$
Storage temperature	T_{STG}	-40~ +85								$^{\circ}C$
Forward Voltage (typ.), $I_F = 20mA$	V_F	2	2.1	2.1	3.5	1.85	2.2	2.0	3.5	V
Forward Voltage (max.), $I_F = 20mA$	V_F	2.5	2.5	2.5	4.0	2.5	2.5	2.5	4.0	V
Capacitance, $V_F = 0V$, $f = 1MHz$	CO	15	20	20	100	45	15	25	100	pF
Wavelength at Peak Emmission, $I_F = 20mA$	λ_P	627	568	590	468	660	565	590	468	nm
Spectral Line Half-Width, $I_F = 20mA$	$\Delta\lambda$	45	26	35	25	20	30	28	25	nm
Luminous Intensity, $I_F = 20mA$	LI	69	98	29	99	598	599	698	648	mcd
Viewing Angle	Θ	20	20	20	20	20	20	20	20	Deg