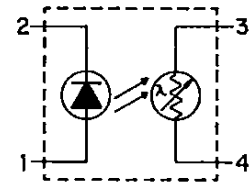
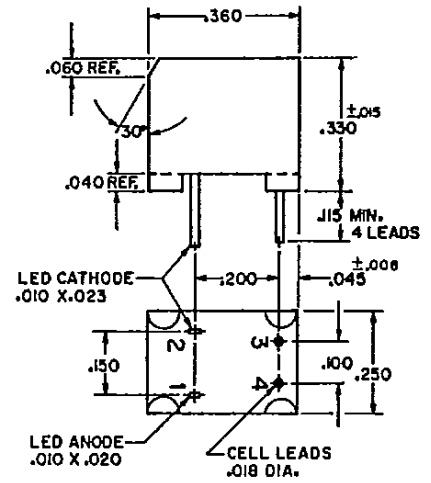


LED-

www.DataSheet4U.com

Photoconductor Isolators

CLM400 CLM410



The first in the series is the CLM400, which is an exact drop-in replacement electrically for the CLM6000 PHOTOMOD. The radial lead design eliminates costly lead cutting and forming operations now needed for PCB usage.

The second in the series is the CLM410 which has very low "on" resistance of 750 ohms @ 1 ma. drive versus the CLM6000 or CLM400 with 500 ohms @ 20 ma. drive. Both of the new 400 Series devices are now specified at 1 ma. drive currents.

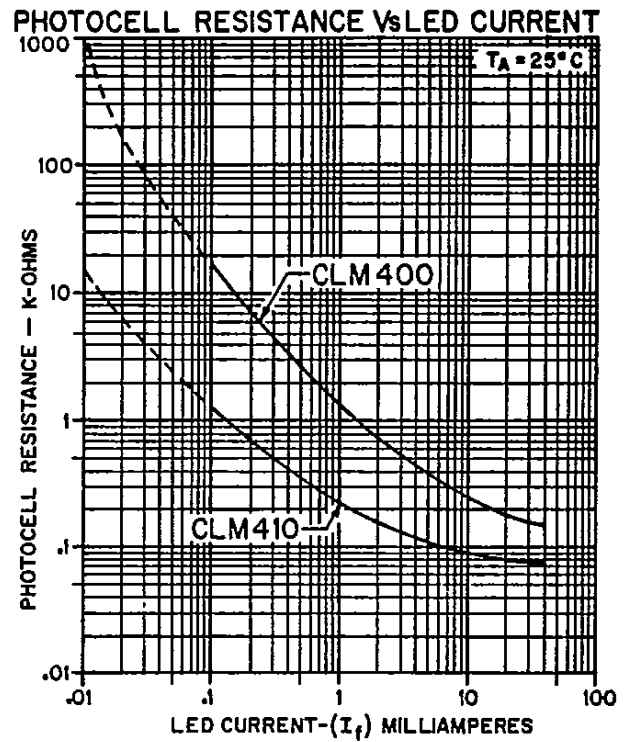
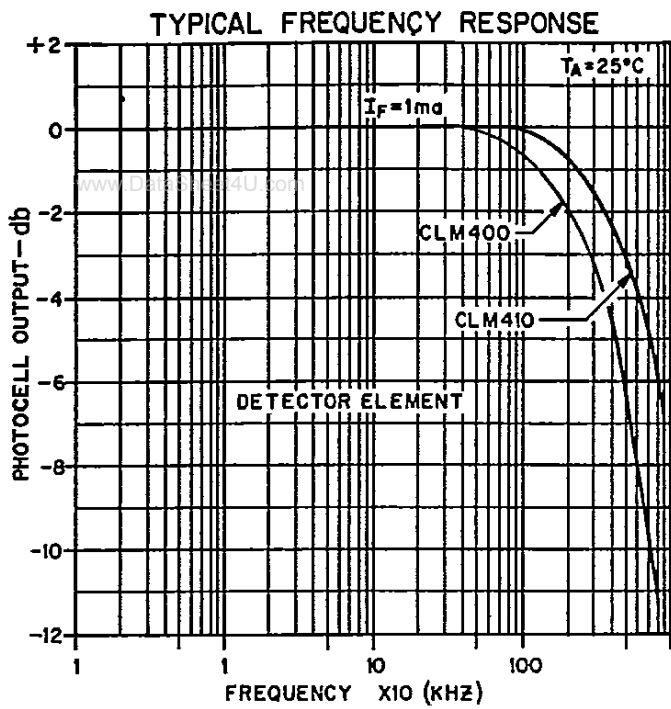
ELECTRICAL CHARACTERISTICS @25°C TECHNICAL DATA

Led	Characteristics	Test Conditions	CLM400			CLM410			Units
			Min.	Typ.	Max.	Min.	Typ.	Max.	
$I_{F\ MAX}$	Maximum forward current				40		40	mA	
V_F	Forward voltage	$I_F = 20\ mA$			2.0		2.5	volts	
I_R	Reverse current	$V_R = 4V$			100		100	μA	
PHOTOCELL V_{MAX}	Cell voltage				60		60	volts DC or PAC	
P ①	Power dissipation	25°C			50		50	milliwatts	
PHOTOMOD ① R_{ON}	On resistance	$I_F = 1\ mA$ $I_F = 20\ mA$			5K 500		750	ohms ohms	
R_{OFF}	Off resistance	10 sec. after $I_F = 0$ 4 VDC on cell	500K			500K		ohms	
t_R ③	Rise time	Time to 63% of final condition at $I_F = 40$		3.5			3.5	milliseconds	
t_D ④	Decay time	Time to 100K			500		500	milliseconds	
V_{BD}	Isolation		2000			2000		volts DC or PAC	
dRc/dt	Cell temperature coefficient	$I_F = 1\ mA$ - 40 to 70°C		3		2		%/°C	
$C_{IN/OUT}$	Input-Output capacitance	V = 0V f = 1MHZ		.65		.65		pf	

Absolute Maximum Ratings:

Temperature Storage — 40°C to 75°C

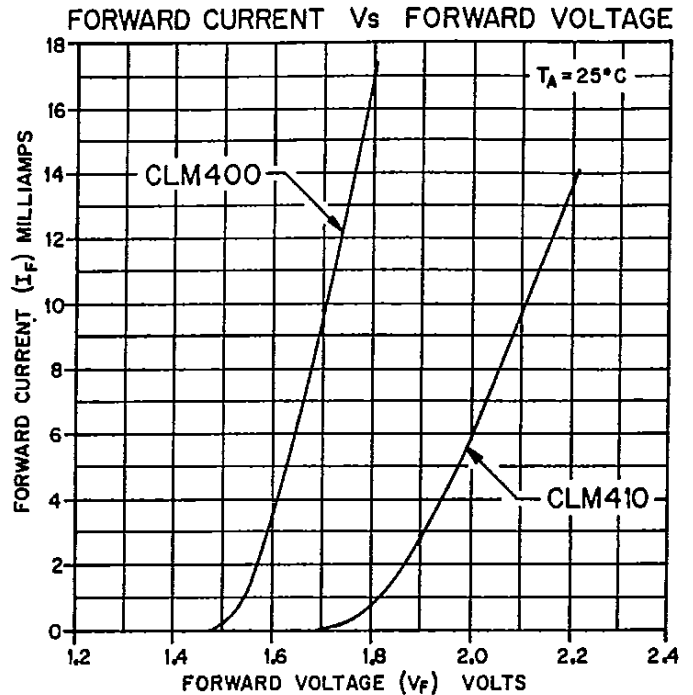
Operating — Derate power to 0 at 75°C



RESPONSE TIME

The t_{RISE} and t_{DECAY} curve is the response time of the module when the lamp current is instantaneously varied from either zero to rated lamp current (t_{RISE}) or rated lamp current to zero (t_{DECAY}).

These curves are representative characteristics. For specific specifications, please contact the factory.



Notes:

- ① P.D. at 25°C case temperature. Derate linearly to 0 at 75°C. Allowable PHOTOMOD dissipation is determined by the photocell temperature which must not exceed 75°C for continuous operation.
- ② After 24 hours on.
- ③ Rise time measured after 24 hours on + 5 seconds off.
- ④ Decay time measured from 24 hours on.