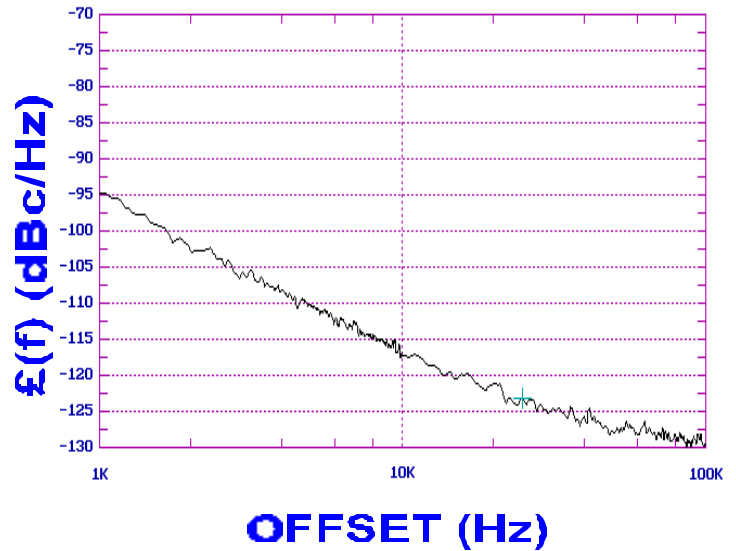




**PHASE NOISE (1 Hz BW, typical)**



**FEATURES**

- Frequency Range: 998 - 1001 MHz
- Tuning Voltage: 0.5-2.5 Vdc
- MINI-14S - Style Package

**APPLICATIONS**

- Digital Radios
- Satellite Communications
- Basestations

**PERFORMANCE SPECIFICATIONS**

	VALUE	UNITS
Oscillation Frequency Range	998 - 1001	MHz
Phase Noise @ 10 kHz offset (1 Hz BW, typ.)	-116	dBc/Hz
Harmonic Suppression (2nd, typ.)	-18	dBc
Tuning Voltage	0.5-2.5	Vdc
Tuning Sensitivity (avg.)	17	MHz/V
Power Output	-2.25±2.25	dBm
Load Impedance	50	$\Omega$
Input Capacitance (max.)	50	pF
Pushing	<1	MHz/V
Pulling (14 dB Return Loss, Any Phase)	<1	MHz
Operating Temperature Range	-30 to 85	$^{\circ}\text{C}$
Package Style	MINI-14S	

**POWER SUPPLY REQUIREMENTS**

Supply Voltage (Vcc, nom.)	3	Vdc
Supply Current (Icc, typ.)	15	mA

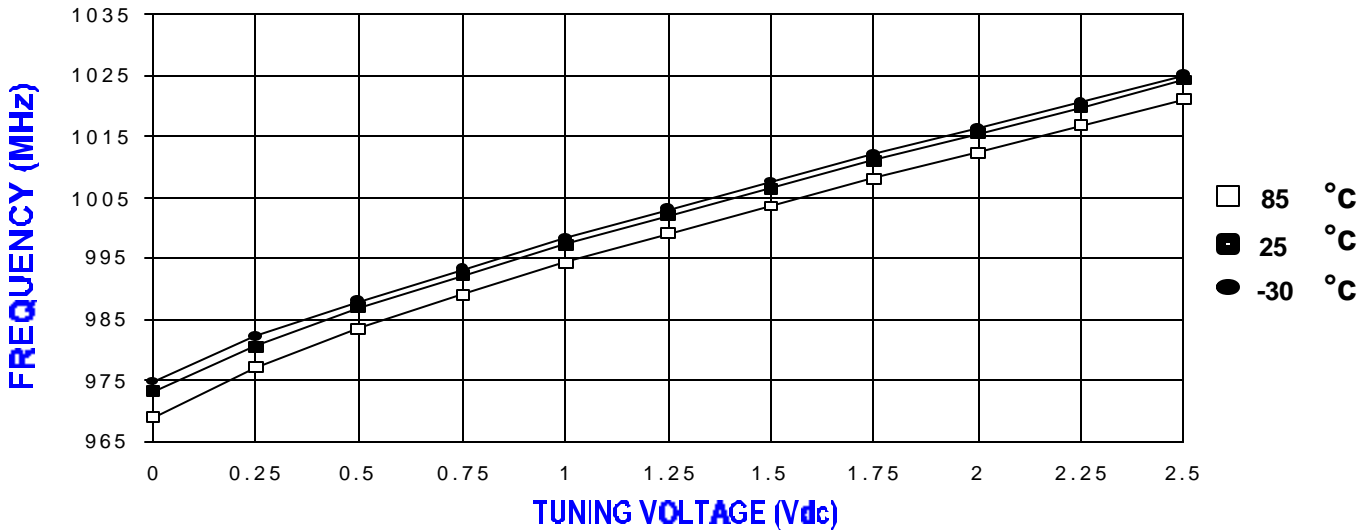
All specifications are typical unless otherwise noted and subject to change without notice.

**APPLICATION NOTES**

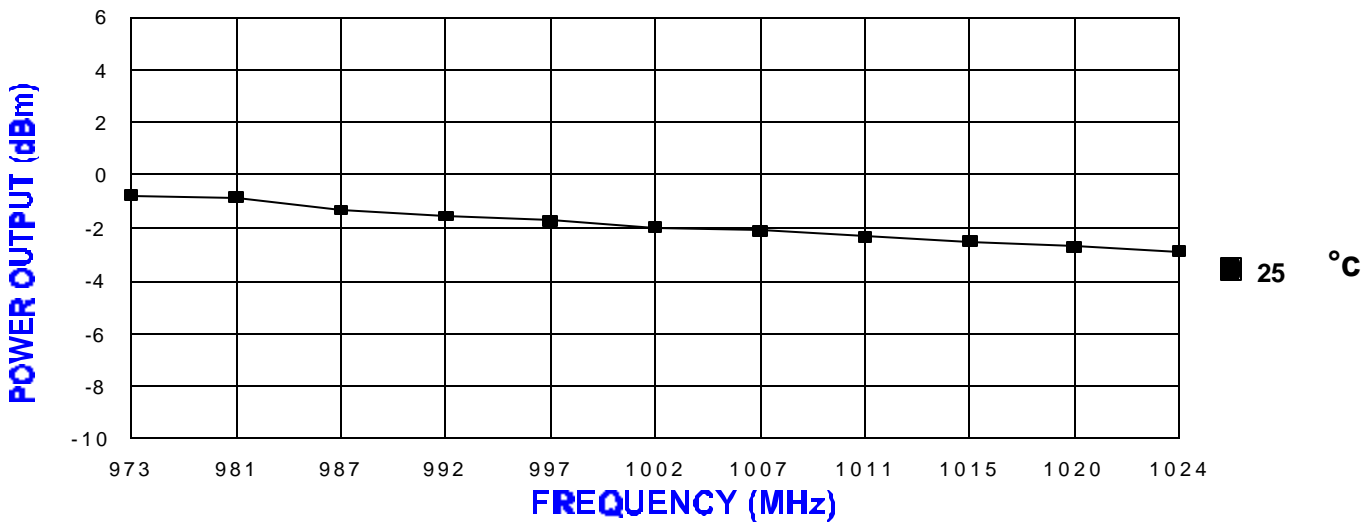
- AN-100/1 : Mounting and Grounding of VCOs
- AN-102 : Proper Output Loading of VCOs
- AN-107 : How to Solder Z-COMM VCOs

**NOTES:**

**TUNING CURVE, typ.**



**POWER CURVE, typ.**



**PHYSICAL DIMENSIONS**

