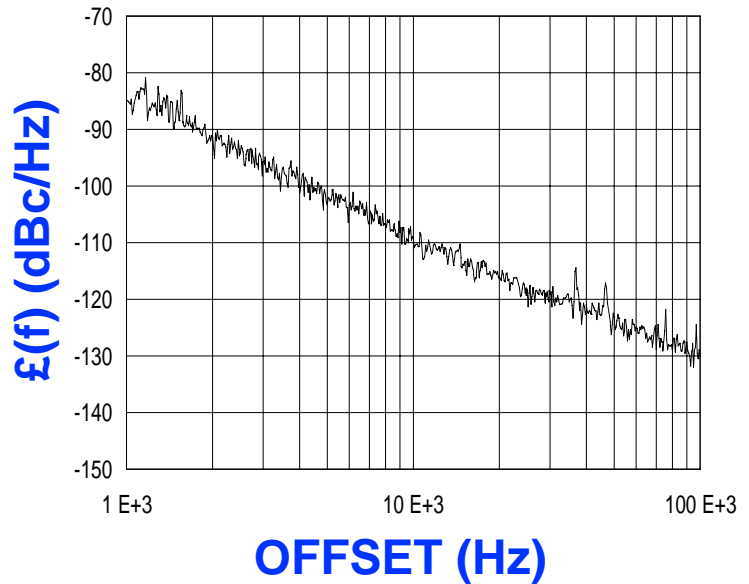




PHASE NOISE (1 Hz BW, typical)



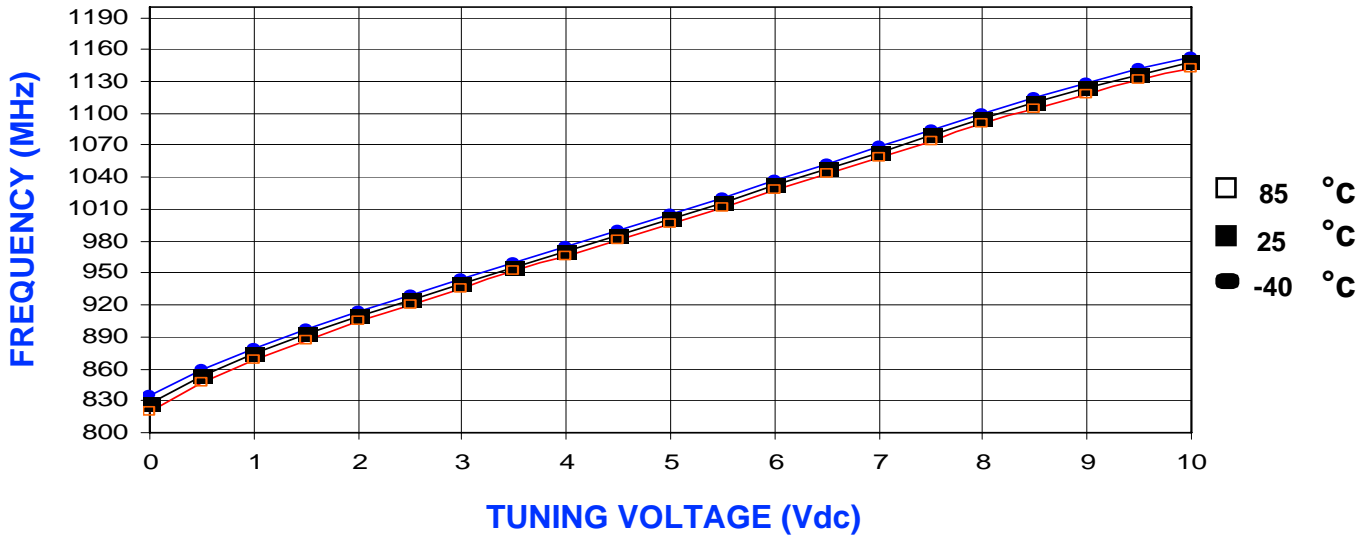
FEATURES
• Frequency Range: 900 - 1100 MHz
• Tuning Voltage: 1 - 10 Vdc
• MINI-14S - Style Package
APPLICATIONS
• Digital Radios
• Satellite Communications
• Basestations

PERFORMANCE SPECIFICATIONS	VALUE	UNITS
Oscillation Frequency Range	900 - 1100	MHz
Phase Noise @ 10 kHz offset (1 Hz BW, typ.)	-111	dBc/Hz
Harmonic Suppression (2nd, typ.)	-15	dBc
Tuning Voltage	1 - 10	Vdc
Tuning Sensitivity (avg.)	31	MHz/V
Power Output	4±3	dBm
Load Impedance	50	Ω
Input Capacitance (max.)	100	pF
Pushing	<2	MHz/V
Pulling (14dB Return Loss, Any Phase)	<1	MHz
Operating Temperature Range	-40 to 85	°C
Package Style	MINI-14S	
POWER SUPPLY REQUIREMENTS		
Supply Voltage (Vcc, nom.)	5	Vdc
Supply Current (Icc, typ.)	19	mA

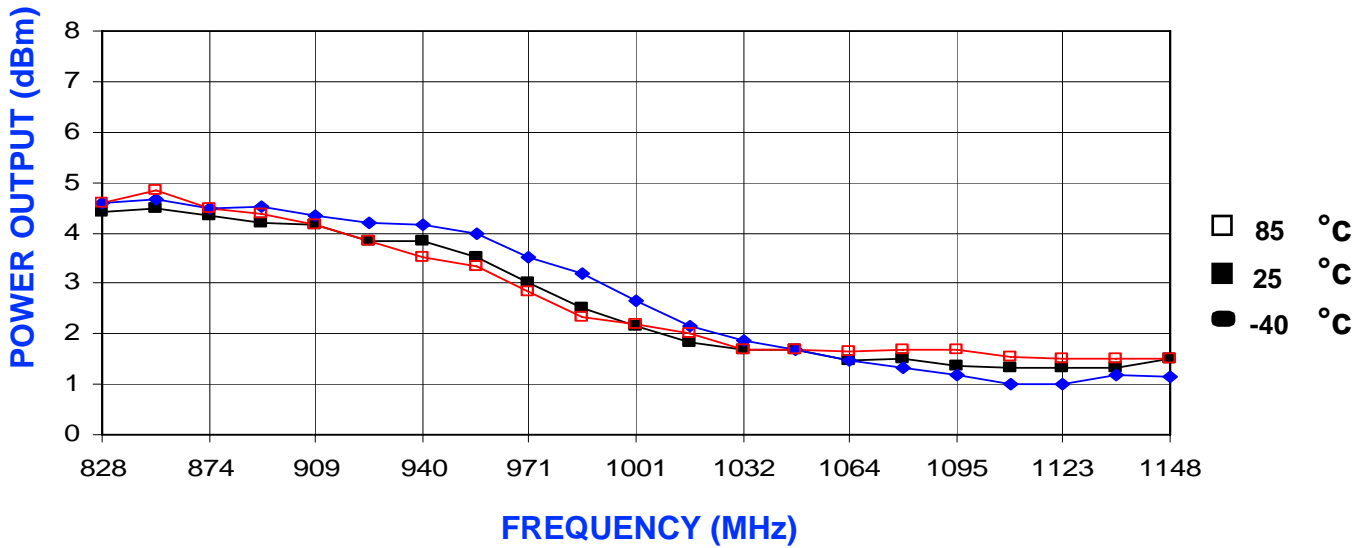
All specifications are typical unless otherwise noted and subject to change without notice.

APPLICATION NOTES
• AN-100/1 : Mounting and Grounding of VCOs
• AN-102 : Proper Output Loading of VCOs
• AN-107 : How to Solder Z-COMM VCOs
NOTES:

TUNING CURVE, typ.



POWER CURVE, typ.



PHYSICAL DIMENSIONS

