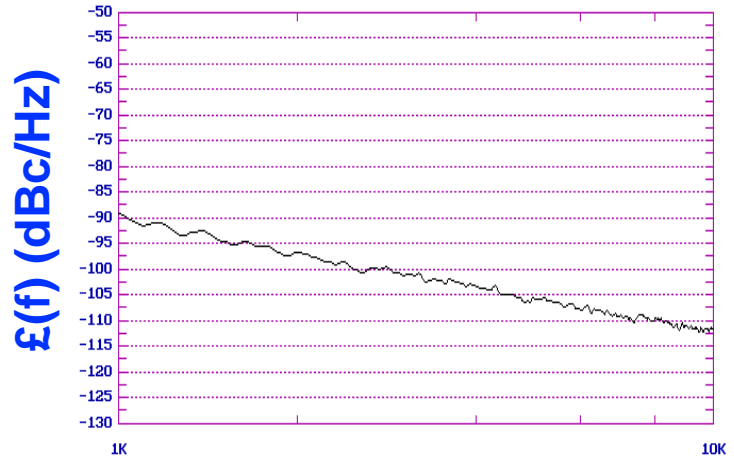




**PHASE NOISE (1 Hz BW, typical)**



**FEATURES**

- Frequency Range: 995 - 1032 MHz
- Tuning Voltage: 0.6-5 Vdc
- MINI-14S - Style Package

**APPLICATIONS**

- Data Transmitter
- Digital Radios
- Satellite Communications

**OFFSET (Hz)**

PERFORMANCE SPECIFICATIONS	VALUE	UNITS
Oscillation Frequency Range	995 - 1032	MHz
Phase Noise @ 10 kHz offset (1 Hz BW, typ.)	-111	dBc/Hz
Harmonic Suppression (2nd, typ.)	-30	dBc
Tuning Voltage	0.6-5	Vdc
Tuning Sensitivity (avg.)	19	MHz/V
Power Output	-3±2	dBm
Load Impedance	50	Ω
Input Capacitance (max.)	100	pF
Pushing	<1	MHz/V
Pulling (14 dB Return Loss, Any Phase)	<2	MHz
Operating Temperature Range	-40 to 85	°C
Package Style	MINI-14S	
POWER SUPPLY REQUIREMENTS		
Supply Voltage (Vcc, nom.)	4.5	Vdc
Supply Current (Icc, typ.)	10	mA

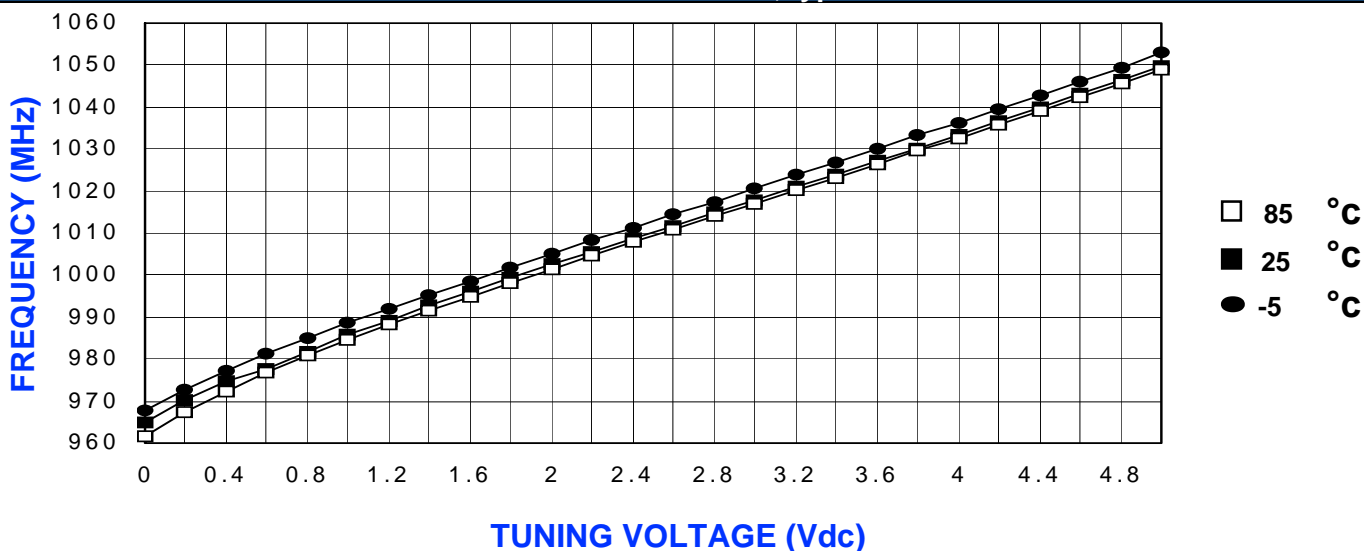
All specifications are typical unless otherwise noted and subject to change without notice.

**APPLICATION NOTES**

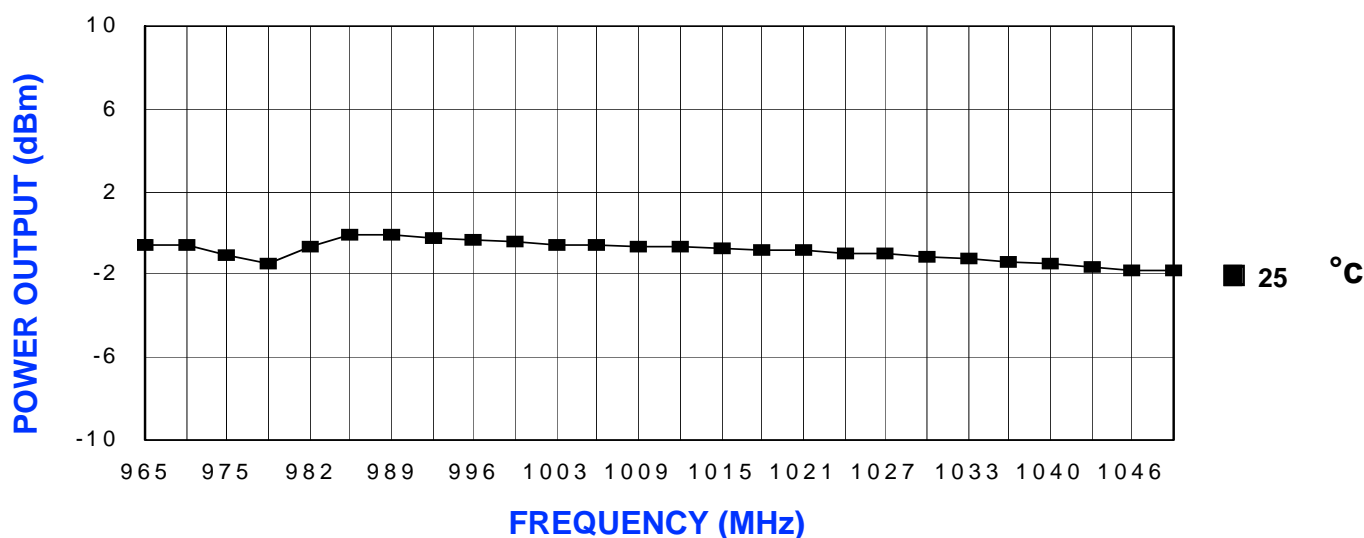
- AN-100/1 : Mounting and Grounding of VCOs
- AN-102 : Proper Output Loading of VCOs
- AN-107 : How to Solder Z-COMM VCOs

**NOTES:**

**TUNING CURVE, typ.**



**POWER CURVE, typ.**



**PHYSICAL DIMENSIONS**

