


CMLSH2-4T**SURFACE MOUNT SILICON
TRIPLE ISOLATED
LOW V_F SCHOTTKY DIODE**www.centrasemi.com**DESCRIPTION:**

The CENTRAL SEMICONDUCTOR CMLSH2-4T consists of three (3) isolated silicon Schottky diodes, manufactured in an SOT-563 surface mount package. This device is designed for switching applications requiring a low forward voltage drop.

MARKING CODE: CT4

- Device is **Halogen Free** by design

MAXIMUM RATINGS: ($T_A=25^\circ\text{C}$)

	SYMBOL		UNITS
Peak Repetitive Reverse Voltage	V_{RRM}	40	V
Continuous Forward Current	I_F	200	mA
Peak Repetitive Forward Current	I_{FRM}	300	mA
Peak Forward Surge Current, $t_p=10\text{ms}$	I_{FSM}	600	mA
Power Dissipation (Note 1)	P_D	350	mW
Power Dissipation (Note 2)	P_D	300	mW
Power Dissipation (Note 3)	P_D	150	mW
Operating and Storage Junction Temperature	T_J, T_{stg}	-65 to +150	$^\circ\text{C}$
Thermal Resistance (Note 1)	Θ_{JA}	357	$^\circ\text{C/W}$

ELECTRICAL CHARACTERISTICS PER DIODE: ($T_A=25^\circ\text{C}$ unless otherwise noted)

SYMBOL	TEST CONDITIONS	MIN	TYP	MAX	UNIT
I_R	$V_R=25\text{V}$		100	500	nA
BV_R	$I_R=100\mu\text{A}$	40	55		V
V_F	$I_F=100\mu\text{A}$		0.24	0.26	V
V_F	$I_F=500\mu\text{A}$		0.29	0.31	V
V_F	$I_F=1.0\text{mA}$		0.31	0.33	V
V_F	$I_F=50\text{mA}$		0.54	0.60	V
V_F	$I_F=100\text{mA}$		0.67	0.75	V
C_J	$V_R=1.0\text{V}, f=1.0\text{MHz}$			10	pF
t_{rr}	$I_F=I_R=10\text{mA}, I_{rr}=1.0\text{mA}, R_L=100\Omega$			5.0	ns

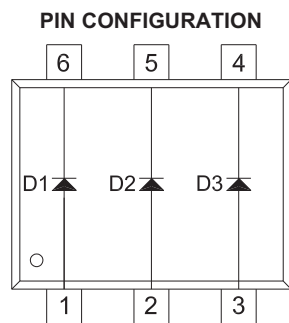
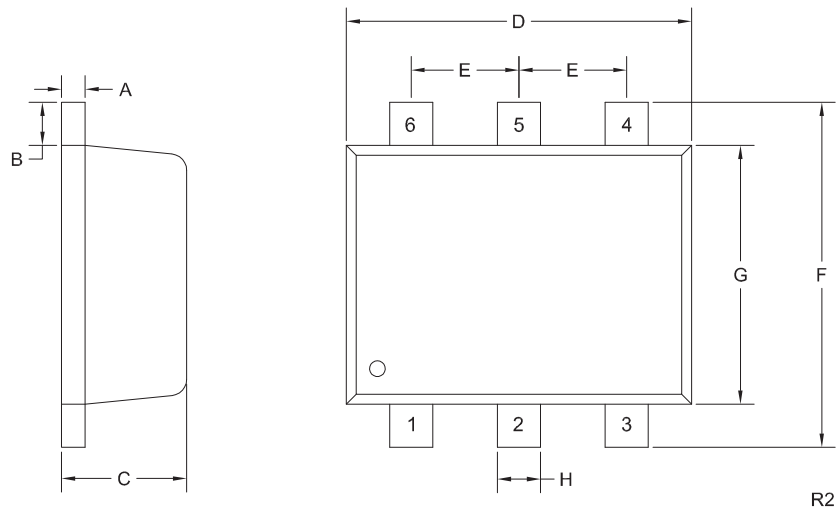
- Notes: (1) Ceramic or aluminum core PC Board with copper mounting pad area of 4.0mm^2
 (2) FR-4 Epoxy PC Board with copper mounting pad area of 4.0mm^2
 (3) FR-4 Epoxy PC Board with copper mounting pad area of 1.4mm^2

R5 (1-July 2015)

CMLSH2-4T
SURFACE MOUNT SILICON
TRIPLE ISOLATED
LOW V_F SCHOTTKY DIODE



SOT-563 CASE - MECHANICAL OUTLINE



SYMBOL	INCHES		MILLIMETERS	
	MIN	MAX	MIN	MAX
A	0.0027	0.007	0.07	0.18
B	0.008		0.20	
C	0.017	0.024	0.45	0.60
D	0.059	0.067	1.50	1.70
E	0.020		0.50	
F	0.059	0.067	1.50	1.70
G	0.043	0.051	1.10	1.30
H	0.006	0.012	0.15	0.30

SOT-563 (REV: R2)

LEAD CODE:

- 1) Anode D1
- 2) Anode D2
- 3) Anode D3
- 4) Cathode D3
- 5) Cathode D2
- 6) Cathode D1

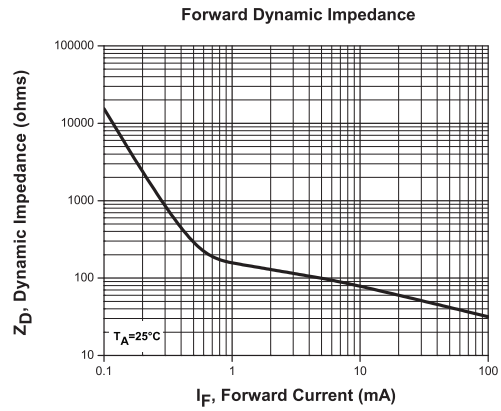
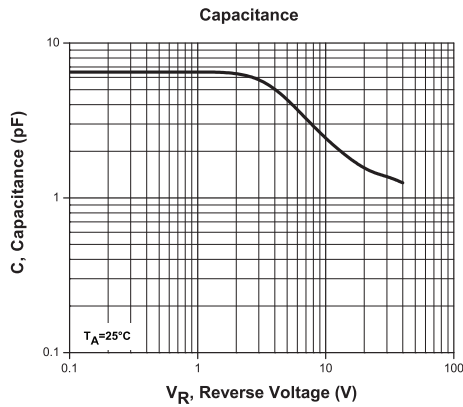
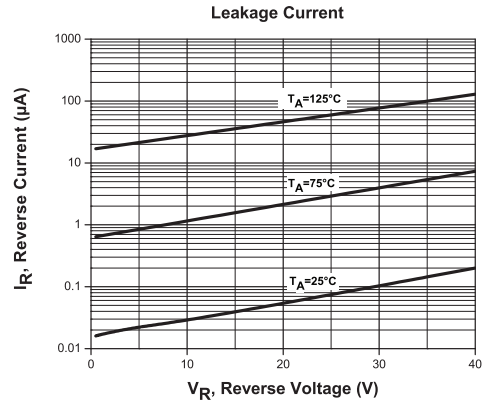
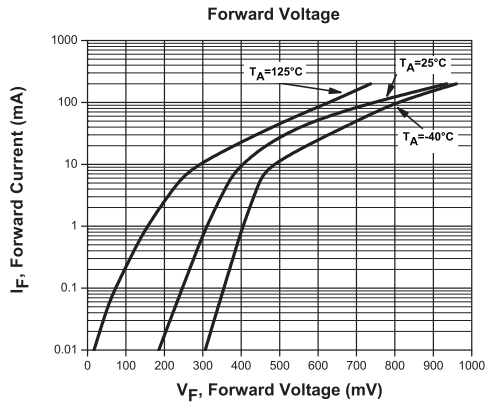
MARKING CODE: CT4

R5 (1-July 2015)

CMLSH2-4T
SURFACE MOUNT SILICON
TRIPLE ISOLATED
LOW V_F SCHOTTKY DIODE



TYPICAL ELECTRICAL CHARACTERISTICS



R5 (1-July 2015)

CMLSH2-4T

SURFACE MOUNT SILICON
TRIPLE ISOLATED
LOW V_F SCHOTTKY DIODE



SERVICES

- Bonded Inventory
- Custom Electrical Screening
- Custom Electrical Characteristic Curves
- SPICE Models
- Custom Packaging
- Package Base Options
- Custom Device Development/ Multi Discrete Modules (MDM™)
- Bare Die Available for Hybrid Applications

LIMITATIONS AND DAMAGES DISCLAIMER: In no event shall Central be liable for any collateral, indirect, punitive, incidental, consequential, or exemplary damages in connection with or arising out of a purchase order or contract or the use of products provided hereunder, regardless of whether Central has been advised of the possibility of such damages. Excluded damages shall include, but not be restricted to: cost of removal or reinstallation, rework, ancillary costs to the procurement of substitute products, loss of profits, loss of savings, loss of use, loss of data, or business interruption. No claim, suit, or action shall be brought against Central more than two (2) years after the related cause of action has occurred.

In no event shall Central's aggregate liability from any warranty, indemnity, or other obligation arising out of or in connection with a purchase order or contract, or any use of any Central product provided hereunder, exceed the total amount paid to Central for the specific products sold under a purchase order or contract with respect to which losses or damages are claimed. The existence of more than one (1) claim against the specific products sold to Buyer under a purchase order or contract shall not enlarge or extend this limit.

Buyer understands and agrees that the foregoing liability limitations are essential elements of a purchase order or contract and that in the absence of such limitations, the material and economic terms of the purchase order or contract would be substantially different.

R5 (1-July 2015)