


CMLT3904E CMLT3904EG* NPN
 CMLT3906E CMLT3906EG* PNP
 CMLT3946E CMLT3946EG* NPN/PNP

**ENHANCED SPECIFICATION
 SURFACE MOUNT SILICON
 COMPLEMENTARY TRANSISTORS**



* Device is *Halogen Free* by design

ENHANCED SPECIFICATIONS:

- ◆ BV_{CBO} from 40V MIN to 60V MIN (PNP)
- ◆ BV_{EBO} from 5.0V MIN to 6.0V MIN (PNP)

MAXIMUM RATINGS: ($T_A=25^\circ\text{C}$)

- ◆ **Collector-Base Voltage**
Collector-Emitter Voltage
- ◆ **Emitter-Base Voltage**
Continuous Collector Current
Power Dissipation (Note 1)
Power Dissipation (Note 2)
Power Dissipation (Note 3)
Operating and Storage Junction Temperature
Thermal Resistance

ELECTRICAL CHARACTERISTICS: ($T_A=25^\circ\text{C}$ unless otherwise noted)

SYMBOL	TEST CONDITIONS	NPN		PNP		UNITS
		MIN	TYP	TYP	MAX	
I_{CEV}	$V_{CE}=30V, V_{EB}=3.0V$	-	-	-	50	nA
◆ BV_{CBO}	$I_C=10\mu A$	60	115	90	-	V
BV_{CEO}	$I_C=1.0mA$	40	60	55	-	V
◆ BV_{EBO}	$I_E=10\mu A$	6.0	7.5	7.9	-	V
◆ $V_{CE(SAT)}$	$I_C=10mA, I_B=1.0mA$	-	0.057	0.050	0.100	V
◆ $V_{CE(SAT)}$	$I_C=50mA, I_B=5.0mA$	-	0.100	0.100	0.200	V
$V_{BE(SAT)}$	$I_C=10mA, I_B=1.0mA$	0.65	0.75	0.75	0.85	V
$V_{BE(SAT)}$	$I_C=50mA, I_B=5.0mA$	-	0.85	0.85	0.95	V
◆ h_{FE}	$V_{CE}=1.0V, I_C=0.1mA$	90	240	130	-	
◆ h_{FE}	$V_{CE}=1.0V, I_C=1.0mA$	100	235	150	-	
h_{FE}	$V_{CE}=1.0V, I_C=10mA$	100	215	150	300	
◆ h_{FE}	$V_{CE}=1.0V, I_C=50mA$	70	110	120	-	
h_{FE}	$V_{CE}=1.0V, I_C=100mA$	30	50	55	-	

◆ Enhanced Specification

- Notes: (1) Ceramic or aluminum core PC Board with copper mounting pad area of 4.0mm²
 (2) FR-4 Epoxy PC Board with copper mounting pad area of 4.0mm²
 (3) FR-4 Epoxy PC Board with copper mounting pad area of 1.4mm²



www.centrasemi.com

DESCRIPTION:

These CENTRAL SEMICONDUCTOR devices are combinations of dual, enhanced specification transistors in a space saving SOT-563 package, designed for small signal general purpose amplifier and switching applications.

MARKING CODES:

CMLT3904E:	L04
CMLT3906E:	L06
CMLT3946E:	L46
CMLT3904EG*:	C4G
CMLT3906EG*:	C6G
CMLT3946EG*:	46G

- ◆ h_{FE} from 60 MIN to 70 MIN (NPN/PNP)
- ◆ $V_{CE(SAT)}$ from 0.3V MAX to 0.2V MAX (NPN)
from 0.4V MAX to 0.2V MAX (PNP)

SYMBOL		UNITS
V_{CBO}	60	V
V_{CEO}	40	V
V_{EBO}	6.0	V
I_C	200	mA
P_D	350	mW
P_D	300	mW
P_D	150	mW
T_J, T_{stg}	-65 to +150	°C
θ_{JA}	357	°C/W

R6 (29-June 2015)

CMLT3904E CMLT3904EG* NPN
 CMLT3906E CMLT3906EG* PNP
 CMLT3946E CMLT3946EG* NPN/PNP

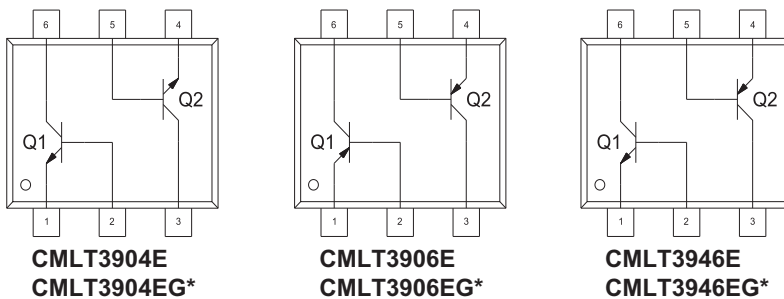
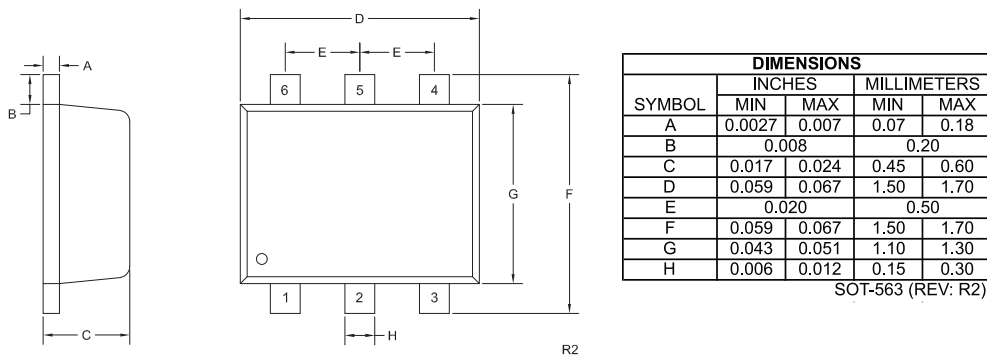


**ENHANCED SPECIFICATION
 SURFACE MOUNT SILICON
 COMPLEMENTARY TRANSISTORS**

ELECTRICAL CHARACTERISTICS PER TRANSISTOR - Continued: ($T_A=25^\circ\text{C}$)

SYMBOL	TEST CONDITIONS	MIN	MAX	UNITS
f_T	$V_{CE}=20\text{V}$, $I_C=10\text{mA}$, $f=100\text{MHz}$	300		MHz
C_{ob}	$V_{CB}=5.0\text{V}$, $I_E=0$, $f=1.0\text{MHz}$		4.0	pF
C_{ib}	$V_{BE}=0.5\text{V}$, $I_C=0$, $f=1.0\text{MHz}$		8.0	pF
h_{ie}	$V_{CE}=10\text{V}$, $I_C=1.0\text{mA}$, $f=1.0\text{kHz}$	1.0	12	$k\Omega$
h_{re}	$V_{CE}=10\text{V}$, $I_C=1.0\text{mA}$, $f=1.0\text{kHz}$	0.1	10	$\times 10^{-4}$
h_{fe}	$V_{CE}=10\text{V}$, $I_C=1.0\text{mA}$, $f=1.0\text{kHz}$	100	400	
h_{oe}	$V_{CE}=10\text{V}$, $I_C=1.0\text{mA}$, $f=1.0\text{kHz}$	1.0	60	μS
NF	$V_{CE}=5.0\text{V}$, $I_C=100\mu\text{A}$, $R_S=1.0k\Omega$ $f=10\text{Hz}$ to 15.7kHz		4.0	dB
t_d	$V_{CC}=3.0\text{V}$, $V_{BE}=0.5\text{V}$, $I_C=10\text{mA}$, $I_{B1}=1.0\text{mA}$		35	ns
t_r	$V_{CC}=3.0\text{V}$, $V_{BE}=0.5\text{V}$, $I_C=10\text{mA}$, $I_{B1}=1.0\text{mA}$		35	ns
t_s	$V_{CC}=3.0\text{V}$, $I_C=10\text{mA}$, $I_{B1}=I_{B2}=1.0\text{mA}$		200	ns
t_f	$V_{CC}=3.0\text{V}$, $I_C=10\text{mA}$, $I_{B1}=I_{B2}=1.0\text{mA}$		50	ns

SOT-563 CASE - MECHANICAL OUTLINE



* Device is *Halogen Free* by design

CMLT3904E CMLT3904EG* NPN
CMLT3906E CMLT3906EG* PNP
CMLT3946E CMLT3946EG* NPN/PNP

**ENHANCED SPECIFICATION
SURFACE MOUNT SILICON
COMPLEMENTARY TRANSISTORS**



SERVICES

- Bonded Inventory
- Custom Electrical Screening
- Custom Electrical Characteristic Curves
- SPICE Models
- Custom Packaging
- Package Base Options
- Custom Device Development/ Multi Discrete Modules (MDM™)
- Bare Die Available for Hybrid Applications

LIMITATIONS AND DAMAGES DISCLAIMER: In no event shall Central be liable for any collateral, indirect, punitive, incidental, consequential, or exemplary damages in connection with or arising out of a purchase order or contract or the use of products provided hereunder, regardless of whether Central has been advised of the possibility of such damages. Excluded damages shall include, but not be restricted to: cost of removal or reinstallation, rework, ancillary costs to the procurement of substitute products, loss of profits, loss of savings, loss of use, loss of data, or business interruption. No claim, suit, or action shall be brought against Central more than two (2) years after the related cause of action has occurred.

In no event shall Central's aggregate liability from any warranty, indemnity, or other obligation arising out of or in connection with a purchase order or contract, or any use of any Central product provided hereunder, exceed the total amount paid to Central for the specific products sold under a purchase order or contract with respect to which losses or damages are claimed. The existence of more than one (1) claim against the specific products sold to Buyer under a purchase order or contract shall not enlarge or extend this limit.

Buyer understands and agrees that the foregoing liability limitations are essential elements of a purchase order or contract and that in the absence of such limitations, the material and economic terms of the purchase order or contract would be substantially different.

R6 (29-June 2015)