



## Features

- Ultra small package: 1.0x0.6x0.5mm
- Ultra low capacitance: 15pF typical
- Ultra low leakage: nA level
- Low operating voltage: 5V
- Low clamping voltage
- 2-pin leadless package
- Complies with following standards:
  - IEC 61000-4-2 (ESD) immunity test
    - Air discharge:  $\pm 30\text{kV}$
    - Contact discharge:  $\pm 30\text{kV}$
  - IEC61000-4-5 (Lightning) 6A (8/20 $\mu\text{s}$ )
- RoHS Compliant

## Applications

- Cellular Handsets and Accessories
- Personal Digital Assistants
- Notebooks and Handhelds
- Portable Instrumentation
- Digital Cameras
- Peripherals
- Audio Players
- Keypads, Side Keys, LCD Displays

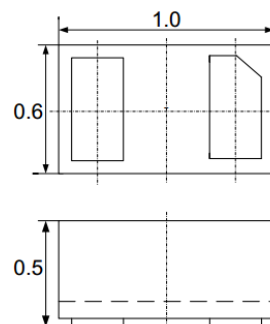
## Mechanical Characteristics

- Package: DFN1006
- Lead Finish: Lead Free
- UL Flammability Classification Rating 94V-0
- Quantity Per Reel: 10,000pcs
- Reel Size: 7 inch

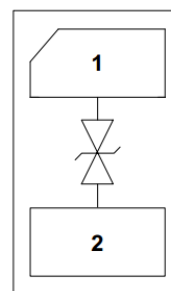
## Absolute Maximum Ratings (T<sub>amb</sub>=25°C unless otherwise specified)

| Parameter                              | Symbol           | Value       | Unit |
|--|------------------|-------------|------|
| Peak Pulse Power (8/20 $\mu\text{s}$ ) | P <sub>pp</sub>  | 80          | W    |
| ESD per IEC 61000-4-2 (Air)            | V <sub>ESD</sub> | $\pm 30$    | Kv   |
| ESD per IEC 61000-4-2 (Contact)        |                  | $\pm 30$    |      |
| Operating Temperature Range            | T <sub>J</sub>   | -55 to +125 | °C   |
| Storage Temperature Range              | T <sub>STJ</sub> | -55 to +150 | °C   |

## Dimensions DFN1006



## Pin Configuration



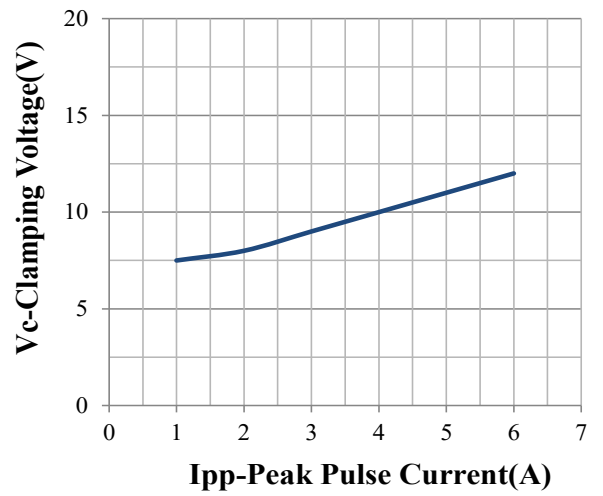
**Electrical Characteristics** (TA=25°C unless otherwise specified)

| Part Number | Device Marking | V <sub>RWM</sub><br>(V) | V <sub>BR</sub><br>(V) | I <sub>T</sub><br>(mA) | V <sub>C</sub><br>@1A | V <sub>C</sub> |      | I <sub>R</sub><br>μA<br>(Max) | C<br>(Pf)<br>(Typ.) |
|-------------|----------------|-------------------------|------------------------|------------------------|-----------------------|----------------|------|-------------------------------|---------------------|
|             |                |                         |                        |                        |                       | (Max)          | (@A) |                               |                     |
| CPDVR5V0-HF | B2             | 5                       | 6                      | 1                      | 7.5                   | 12.5           | 6    | 0.5                           | 15                  |

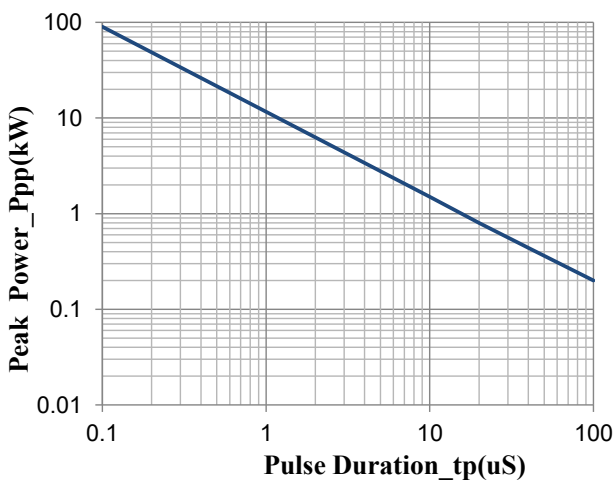
Typical Performance Characteristics ( $T_A=25^\circ\text{C}$  unless otherwise Specified)



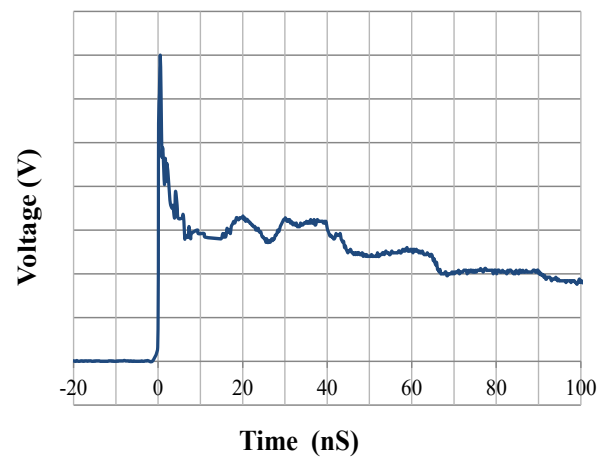
Junction Capacitance vs. Reverse Voltage



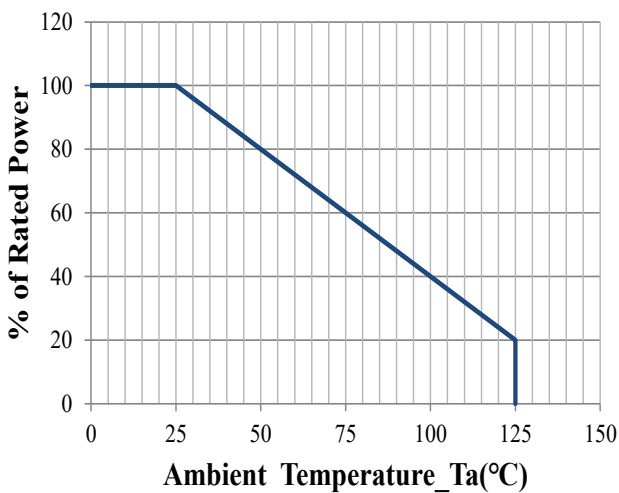
Clamping Voltage vs. Peak Pulse Current



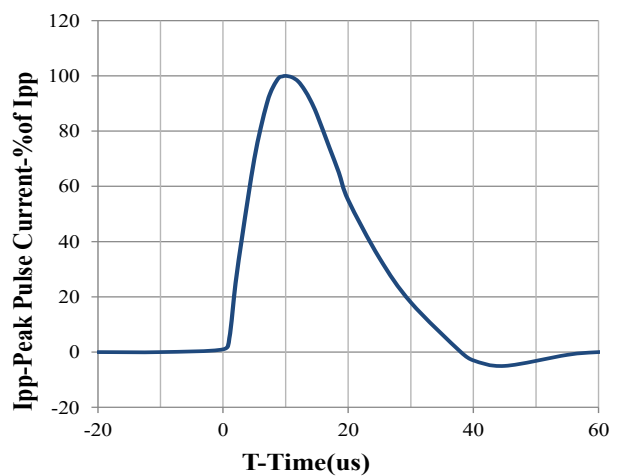
Peak Pulse Power vs. Pulse Time



IEC61000-4-2 Pulse Waveform



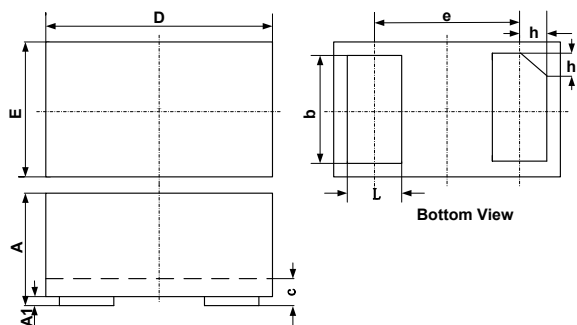
Power Derating Curve



8 X 20us Pulse Waveform

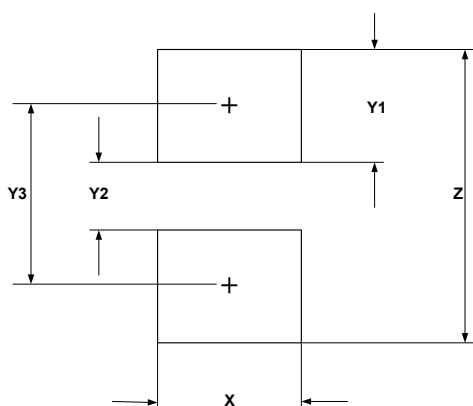


DFN1006 Package Outline Drawing



| SYM | DIMENSIONS  |      |      |           |       |       |
|-----|-------------|------|------|-----------|-------|-------|
|     | MILLIMETERS |      |      | INCHES    |       |       |
|     | MIN         | NOM  | MAX  | MIN       | NOM   | MAX   |
| A   | 0.45        | 0.50 | 0.55 | 0.018     | 0.020 | 0.022 |
| A1  | 0.00        | 0.02 | 0.05 | 0.000     | 0.001 | 0.002 |
| b   | 0.45        | 0.50 | 0.55 | 0.018     | 0.020 | 0.022 |
| c   | 0.12        | 0.15 | 0.18 | 0.005     | 0.006 | 0.007 |
| D   | 0.95        | 1.00 | 1.05 | 0.037     | 0.039 | 0.041 |
| e   | 0.65 BSC    |      |      | 0.026 BSC |       |       |
| E   | 0.55        | 0.60 | 0.65 | 0.022     | 0.024 | 0.026 |
| L   | 0.20        | 0.25 | 0.30 | 0.008     | 0.010 | 0.012 |
| h   | 0.07        | 0.12 | 0.17 | 0.003     | 0.005 | 0.007 |

Suggested Land Pattern



| SYM | DIMENSIONS  |        |
|-----|-------------|--------|
|     | MILLIMETERS | INCHES |
| X   | 0.60        | 0.024  |
| Y1  | 0.50        | 0.020  |
| Y2  | 0.30        | 0.012  |
| Y3  | 0.80        | 0.032  |
| Z   | 1.30        | 0.052  |